



**Federal Aviation Administration**

**Aviation Safety**

# **Helicopter Air Ambulance (HAA) Operations Data**

**Calendar Year 2023**



## Introduction

The Federal Aviation Administration (FAA) makes available this HAA data in accordance with Title 49 of the *United States Code §44731, Collection of Data on Helicopter Air Ambulance Operations*.

## 2023 HAA Data

Below is a summary of the data that § 44731 requires:

- (1) Number of helicopters that the certificate holder uses to provide helicopter air ambulance (HAA) services and the base locations of the helicopters:
  - The total number of helicopters that certificate holders used in providing HAA services during calendar year (CY) 2023 was 1315. The FAA received reports from 65 operators. Of those, 51 operated between one and nine helicopters; seven operated between 10 and 99 helicopters; and five operated more than 100 helicopters. The remaining two had zero helicopters available for HAA service during 2023. For operators that provide HAA services from multiple bases, 40 reported base locations of the helicopters in one state only, while 16 reported base locations in multiple states. The only state in which operators that provide HAA services did not report a base location of a helicopter was Rhode Island. Two certificate holders reported an HAA base in Puerto Rico, one certificate holder reported a base in the District of Columbia, and four operators reported a total of five bases outside the United States. The total of all base locations from which HAA certificate holders operated was 1021.
- (2) Number of hours flown by the helicopters operated by the certificate holders:
  - Overall, the operators reported a total of 528,313 hours flown.
  - Six of the reporting operators reported zero hours flown in HAA operations.
- (3) Number of patients transported and the number of flight requests for

helicopters providing HAA services that were accepted or declined by the certificate holder and the type of each such flight request (such as scene response, inter-facility transport, or organ transport):

- The total number of patients transported by HAA services by operators that reported during CY 2023 was 385,366. A summary of the flight requests accepted or declined for the respective types of requests is depicted in the tables below:

Flight Requests - Accepted	
Scene Response	129,586
Inter-Facility	287,906
Organ Transport	1177

Flight Requests - Declined	
Scene Response	143,281
Inter-Facility	170,961
Organ Transport	97

(4) Number of accidents, if any, involving helicopters operated by the certificate holder while providing HAA services and a description of the accidents:

- Of the 65 certificate holders that reported information in accordance with § 44731, five reported a total of six HAA accidents in CY 2023. Two of the accidents resulted in fatalities. Three of the six accidents resulted in injuries.
- Appendix A of this report includes summaries of the six accidents that occurred during HAA operations.
- The overall accident rate for HAA during CY 2023 was 1.14 per 100,000 flight hours. The fatal accident rate for HAA during 2023 was .57 accidents per 100,000 flight hours.

(5) Number of hours flown under instrument flight rules by helicopters operated by the certificate holder while providing air ambulance services:

- Of the 65 reporting operators, 35 reported zero flights and zero hours flown under instrument flight rules. The remaining 30 operators flew a total of 8189 hours under instrument flight rules while providing HAA services.

(6) Number of hours flown at night by helicopters the certificate holder operated while providing HAA:

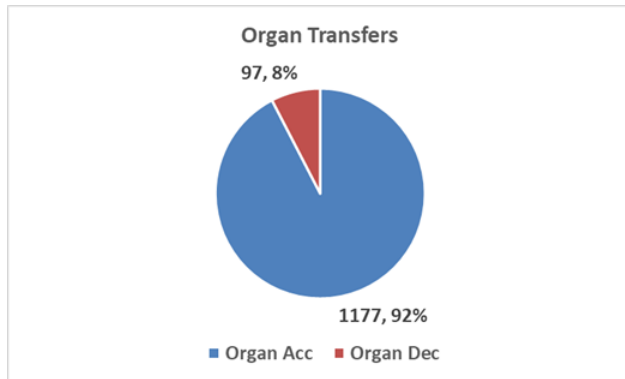
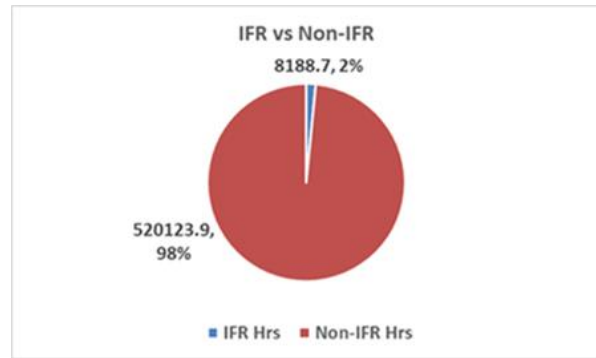
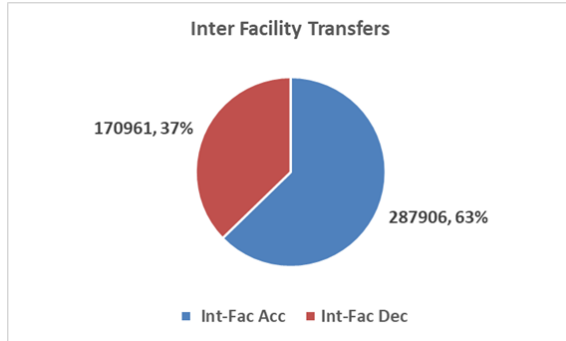
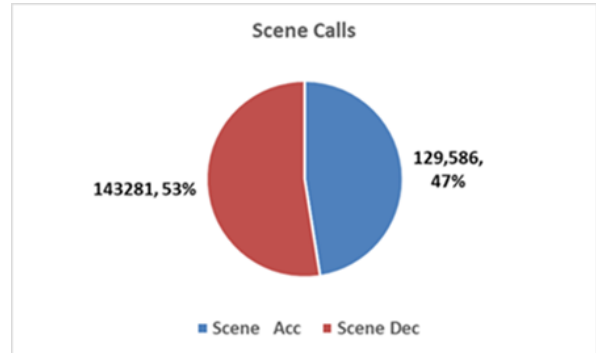
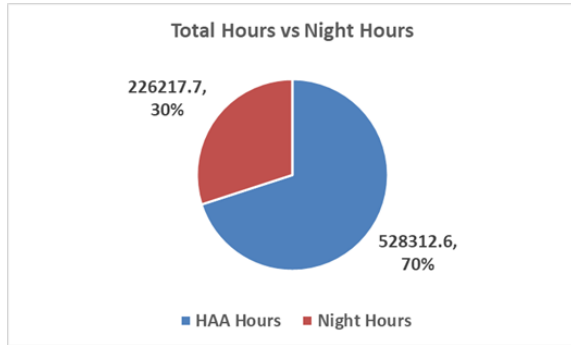
- The total number of hours flown at night by the 65 reporting

operators of helicopters during HAA operations was 226,218. Seven of the operators reported flying zero hours at night. The hours flown at night represent 42.8 percent of the total hours flown during HAA operations.

(7) Number of incidents, if any, in which a helicopter was not directly dispatched and arrived to transport patients but was not utilized for patient transport:

- The 65 reporting operators cited zero incidents in which a helicopter was not directly dispatched and arrived to transport patients but was not utilized for patient transport.

## Summary of Collection of Data on Helicopter Air Ambulance Operations



1315	129,586	143281	287906	170961	1177	97	528312.6	8188.7	226218	385366
Acft Count	Scene Acc	Scene Dec	Int-Fac Acc	Int-Fac Dec	Organ Acc	Organ Dec	Hours	IFR Hrs	Night	Patients
Number of Aircraft	Scene Accepted	Scene Dec	Int-Fac Acc	Int-Fac Dec	Organ Acc	Organ Dec	HAA Hours	IFR Hrs	Night Hours	Patients Transported