

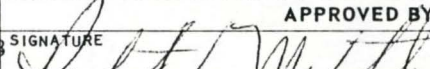


July

COORDINATED WITH 		X	AAT	X	ATA	X	ALPA	X	AOPA	X	NBAA	X	APA	OTHER (Specify)					
TAKE-OFF MINIMUMS										TAKE-OFF OBSTACLES									
RWYs 35, 5, 11, 17, 29, STANDARD										RWY 23: 240' Tower 351319/770419									
RWY 23: 300-1 or Standard With										RWY 17, 29: 176' Tower 353455/770350									
Minimum Climb of 250' Per NM to 300'.																			
IFR DEPARTURE PROCEDURE																			
RWY 17, 29, 35 Climb RWY Heading to 400' Before Turning.																			
*Concurrent with NDB RWY 5, Original.																			
DEVELOPED BY										APPROVED BY									
SIGNATURE 					DATE 2/29/88					SIGNATURE 					DATE 3/18/88				
Kenneth R. Patterson					ATL					Robert J. Marlott, Manager, ATL					FIFO				
CITY AND STATE					AIRPORT					EFFECTIVE DATE					AMDT. NO.				
Washington, NC					Warren Field					* 6/30/88					1				

OCW