

LOC/DME I-OMO 111.55 Chan 52 (Y)	APP CRS 095°	Rwy Ldg 9000 TDZE 1000 Apt Elev 1026
--	------------------------	---

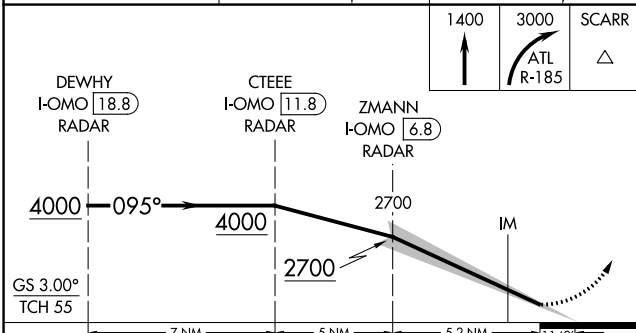
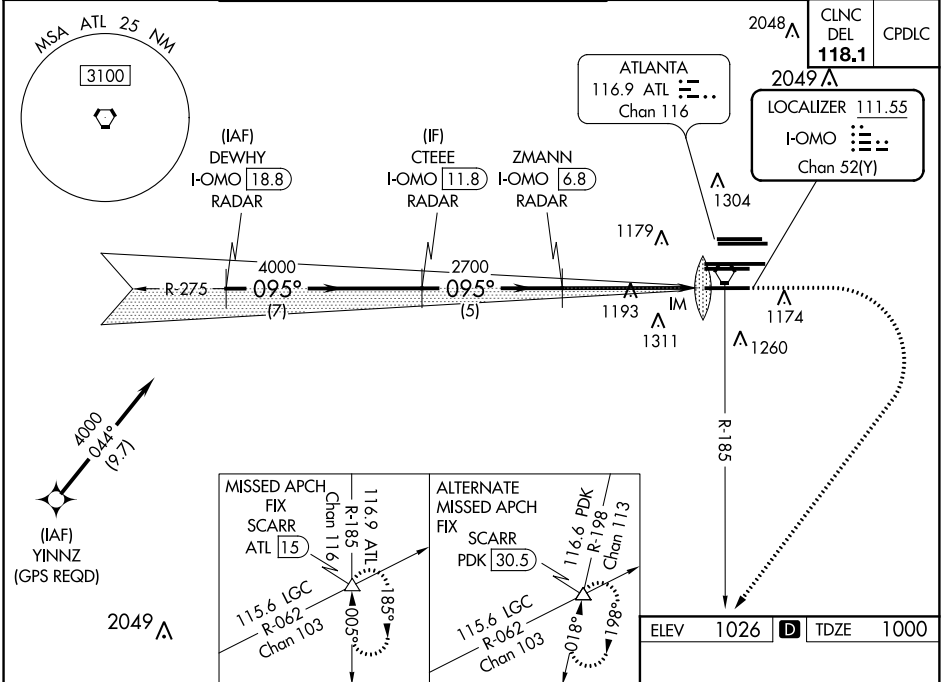
ILS RWY 10 (SA CAT I)

HARTSFIELD-JACKSON ATLANTA INTL (ATL)

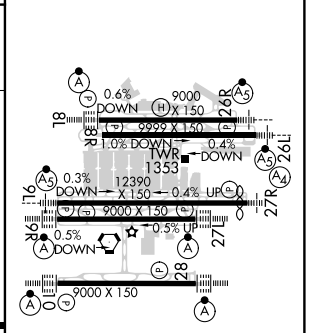
Simultaneous approach authorized with Rwy 9L or 8R or 8L, or Rwys 9L and 8L. DME or RADAR required. Requires specific OPSPEC, MSPEC, or LOA approval and use of HUD to DH.

ALSF-2 MISSED APPROACH: Climb to 1400 then climbing right turn to 3000 on ATL VORTAC R-185 to SCARR INT/ATL 15 DME and hold.

D-ATIS ARR 119.65 DEP 125.55	ATLANTA APP CON 127.9 379.9	ATLANTA TOWER 8L-26R 8R-26L 9L-27R 9R-27L 10-28 RWYS 119.1 125.325 123.85 119.3 119.5 254.4	ALL RWYS 121.9	GND CON 8L-26R,8R-26L (9L-27R,9R-27L) 10-28 RWYS 121.75 121.65 254.4	ALL RWYS
--	--	--	-----------------------------	---	-------------



ELEV	1026	TDZE	1000
------	------	------	------



DEWHY I-OMO 18.8 RADAR	CTEEE I-OMO 11.8 RADAR	ZMANN I-OMO 6.8 RADAR		
7 NM	5 NM	5.2 NM		
1149'				
CATEGORY	A	B	C	D
S-ILS 10	RA 180/14 150 DA 1150			

SA CATEGORY I ILS - SPECIAL AIRCREW & AIRCRAFT CERTIFICATION REQUIRED

HIRL all Rwys
TDZ/CL Rwys 8L,
9R, 10, 26R, 27L and 28

SE-4, 10 OCT 2019 to 07 NOV 2019

SE-4, 10 OCT 2019 to 07 NOV 2019