

LOC/DME I-FUN 108.9 Chan 26	APP CRS 095°	Rwy Idg TDZE Apt Elev 8925 1026 1026
-------------------------------------------------	------------------------	--------------------------------------------------------------------------

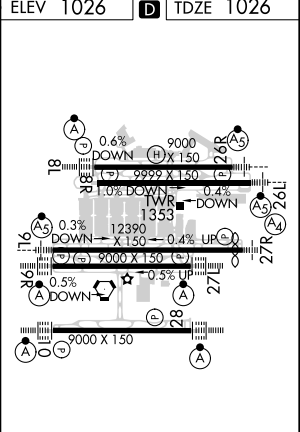
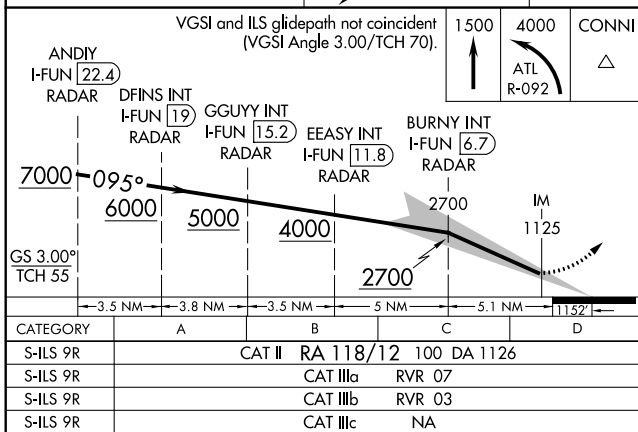
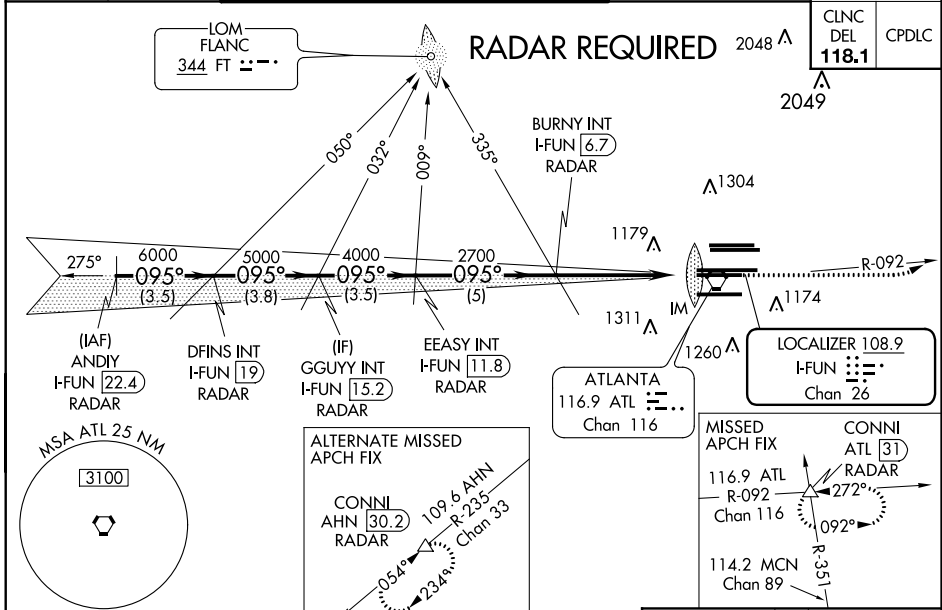
ILS PRM RWY 9R (CAT II & III) (SIMULTANEOUS CLOSE PARALLEL)

HARTSFIELD-JACKSON ATLANTA INTL (ATL)

Simultaneous close parallel approach authorized with ILS PRM and RNAV PRM Rwy 8L or 8R or 10, or Rwy 8L and 10, or Rwy 8R and 10. Procedure NA when glideslope not available. Dual VHF comm required. See additional requirements on AAUP. ADF or DME or RADAR required.

ALSF-2
MISSED APPROACH: Climb to 1500 then climbing left turn to 4000 on ATL VORTAC R-092 to CONNJI INT/ATL 31 DME/RADAR and hold.

D-ATIS ARR 119.65 DEP 125.55	ATLANTA APP CON 127.9 379.9	ATLANTA TOWER 8L-26R 8R-26L 9L-27R 9R-27L 10-28 119.1 125.325 123.85 119.3 119.5 254.4 PRM 132.55	ALL RWY5 121.9 121.75 121.65 254.4	GND CON ALL RWY5
--------------------------------------------------	------------------------------------------	--------------------------------------------------------------------------------------------------------------------------	-------------------------------------------------	------------------------



CATEGORY	A	B	C	D
S-ILS 9R	CAT II RA 118/12 100 DA 1126			
S-ILS 9R	CAT IIIa RVR 07			
S-ILS 9R	CAT IIIb RVR 03			
S-ILS 9R	CAT IIIc NA			

CATEGORY II & III ILS - SPECIAL AIRCREW & AIRCRAFT CERTIFICATION REQUIRED

HIRL all Rwys
TDZ/CL Rwys 8L, 9R, 10, 26R, 27L and 28

SE-4, 10 OCT 2019 to 07 NOV 2019

SE-4, 10 OCT 2019 to 07 NOV 2019