

(SHAMU.SHAMU1) 23334

SHAMU ONE ARRIVAL

AL-373 (FAA)

SAN DIEGO INTL (SAN)
SAN DIEGO, CALIFORNIA

SOCAL APP CON
119.6 363.1
D-ATIS
134.8

LOS ANGELES
113.6 LAX 
Chan 83

VERTICAL NAVIGATION PLANNING INFORMATION

Expect FL270

4500
133°
(50)

EIREE

43
114°
(8)


SHAMU VERTICAL NAVIGATION PLANNING INFORMATION

Expect 15000 250K

35


135°
(25)*

*Aprx dist to
MZB R-255

OCEANSIDE
115.3 OCN 
Chan 100

R-162

R-294

MISSION BAY
117.8 MZB 
Chan 125

SARGS


075°

8

R-255

11

RWY 9

LOCALIZER
111.55
I-SAN 
Chan 52(Y)

NOTE: Expect RADAR vectors to San Diego Intl Rwy 9 localizer.

NOTE: DME required.

NOTE: RADAR required.

NOTE: Chart not to scale.

ARRIVAL ROUTE DESCRIPTION

LOS ANGELES TRANSITION (LAX.SHAMU1): From over LAX VORTAC via LAX R-132 and MZB R-294 to SHAMU FIX. Thence. . .

. . . From over SHAMU FIX via heading 135° to intercept MZB R-255 then via MZB R-255 to SARGS INT. Expect RADAR vectors to SAN Rwy 9 localizer.

SHAMU ONE ARRIVAL

(SHAMU.SHAMU1) 25MAY95

SAN DIEGO, CALIFORNIA
SAN DIEGO INTL (SAN)

SW-3, 22 FEB 2024 to 21 MAR 2024

SW-3, 22 FEB 2024 to 21 MAR 2024