



D-ATIS 120.45
CLNC DEL
127.5
GND CON
121.7 348.6
ALBANY TOWER
119.5 257.8

**TOP ALTITUDE:
4000**


TAKEOFF MINIMUMS:


- Rwy 1: Standard.
- Rwy 10: Standard with minimum climb of 365' per NM to 1300.
- Rwy 19: Standard with minimum climb of 400' per NM to 1100.
- Rwy 28: Standard with minimum climb of 471' per NM to 900.


SYRACUSE
117.0 SYR 
Chan 117

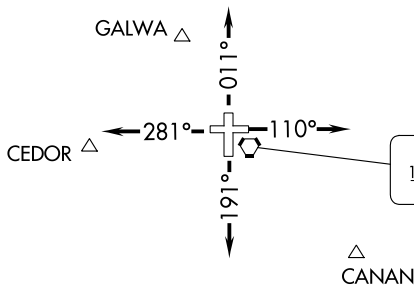
BURLINGTON
117.5 BTV 
Chan 122

GARDNER
116.95 GDM 
Chan 116 (Y)

ALBANY
115.3 ALB 
Chan 100

DELANCEY
112.1 DNY 
Chan 58

PAWLING
114.3 PWL 
Chan 90



AGNEZ    ATHOS
ACOVE

NELIE


DBABE


NE-2, 16 MAY 2024 to 13 JUN 2024

NE-2, 16 MAY 2024 to 13 JUN 2024

NOTE: RADAR required.
NOTE: Chart not to scale.

(NARRATIVE ON FOLLOWING PAGE)