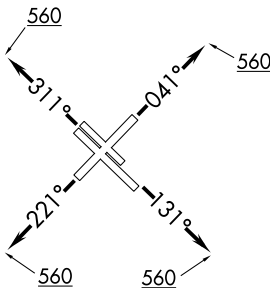


PEECE SIX DEPARTURE (RNAV)

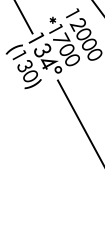
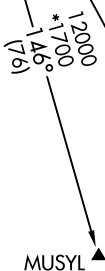
**TOP ALTITUDE:
16000**

D-ATIS 124.6
 CLNC DEL 125.45
 CPDLC
 GND CON 121.9
 HOBBY TOWER 118.7 256.9
 HOUSTON DEP CON 127.125 269.075



TAKEOFF MINIMUMS

- Rwy 4: Standard with minimum climb of 500' per NM to 3800.
- Rwy 13L: Standard with minimum climb of 500' per NM to 4200.
- Rwy 13R: Standard with minimum climb of 500' per NM to 4400.
- Rwy 22: Standard with minimum climb of 500' per NM to 3900.
- Rwys 31L/R: Standard with minimum climb of 500' per NM to 3300.



- NOTE: DME/DME/IRU or GPS required.
- NOTE: RADAR required.
- NOTE: RNAV 1.
- NOTE: GPS required for ANKRR, KELPP, and MUSYL TRANSITIONS.

NOTE: Chart not to scale.

(NARRATIVE ON FOLLOWING PAGE)

SC-5, 19 FEB 2026 to 19 MAR 2026

SC-5, 19 FEB 2026 to 19 MAR 2026