

(LINDY9.STL) 25331

LINDBERGH NINE DEPARTURE


AL-5316 (FAA)

ST LOUIS DOWNTOWN (CPS)
CAHOKIA/ST. LOUIS, ILLINOIS

ST LOUIS DEP CON
123.7 371.875
ATIS
121.45
CLNC DEL
118.275
CLNC DEL
121.8 (when twr closed)
GND CON
121.8
DOWNTOWN TOWER*
119.925 379.3

DME and RADAR required.


**TOP ALTITUDE:
ASSIGNED BY ATC**


ST. LOUIS
117.4 STL 
Chan 121

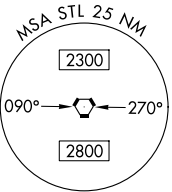
VICHY
117.7 VIH 
Chan 124

TAKEOFF MINIMUMS

Rwys 5, 12L/R, 23, 30R: Standard.
Rwy 30L: 400-2½ or standard with minimum
climb of 225'/NM to 900.

LITTLE ROCK
115.1 LIT 
Chan 98

WALNUT RIDGE
114.5 ARG 
Chan 92



(CONTINUED ON FOLLOWING PAGE)

NOTE: Chart not to scale.

LINDBERGH NINE DEPARTURE

(LINDY9.STL) 27NOV25

CAHOKIA/ST. LOUIS, ILLINOIS
ST LOUIS DOWNTOWN (CPS)

EC-3, 16 APR 2026 to 14 MAY 2026

EC-3, 16 APR 2026 to 14 MAY 2026

