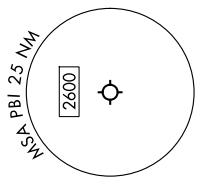
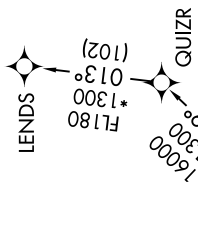


SLIDZ THREE DEPARTURE (RNAV)

TOP ALTITUDE:
RWYS 10L/14/28R: 12000
RWY 32: ASSIGNED BY ATC

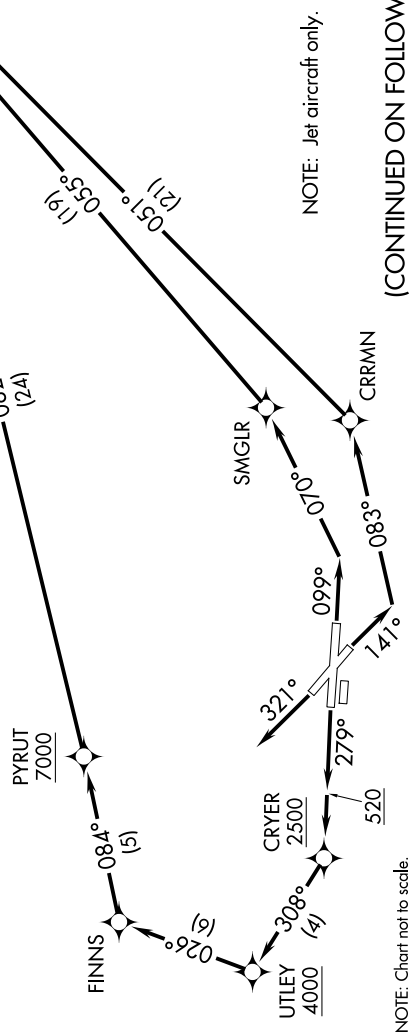



SE-3, 14 MAY 2026 to 11 JUN 2026

RNAV 1 - DME/DME/IRU or GPS.
RADAR required.

PALM BEACH DEP CON
128.3 317.4
D-ATIS
123.75
CLNC DEL
121.6 284.6
CPDLC
GND CON
121.9 284.6
PALM BEACH TOWER
119.1 257.8

TAKEOFF MINIMUMS
Rwys 10L, 14, 28R, 32: Standard with minimum climb of 500' /NM to 520.



NOTE: Jet aircraft only.

(CONTINUED ON FOLLOWING PAGE)

SE-3, 14 MAY 2026 to 11 JUN 2026

SLIDZ THREE DEPARTURE (RNAV)

NOTE: Chart not to scale.