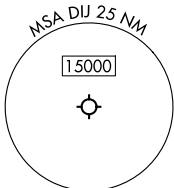
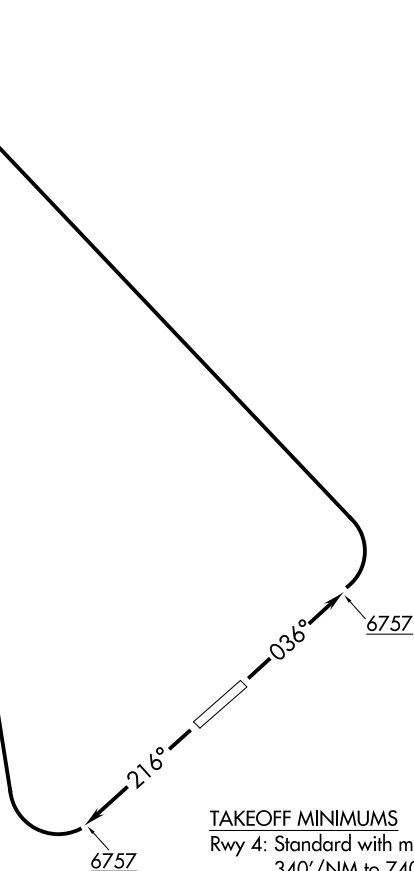
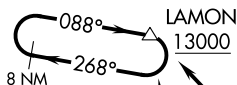


LAMON FOUR DEPARTURE (OBSTACLE) (RNAV)

SALT LAKE CENTER
128.35 239.25

RNAV 1 - GPS.



TAKEOFF MINIMUMS

Rwy 4: Standard with minimum climb of 340'/NM to 7400.

Rwy 22: Standard with minimum climb of 215'/NM to 7700.

(CONTINUED ON FOLLOWING PAGE)

NOTE: Chart not to scale.

DEPARTURE ROUTE DESCRIPTION

TAKEOFF RUNWAY 4: Climb on heading 036° to 6757, then climbing left turn direct LAMON, thence. . . .

TAKEOFF RUNWAY 22: Climb on heading 216° to 6757, then climbing right turn direct LAMON, thence. . . .

. . . .continue climb in hold to cross LAMON at or above 13000 before proceeding on course.

NW-1, 14 MAY 2026 to 11 JUN 2026

NW-1, 14 MAY 2026 to 11 JUN 2026