

BOTCH TWO DEPARTURE (RNAV) Departure Routes

DALLAS-FORT WORTH, TEXAS

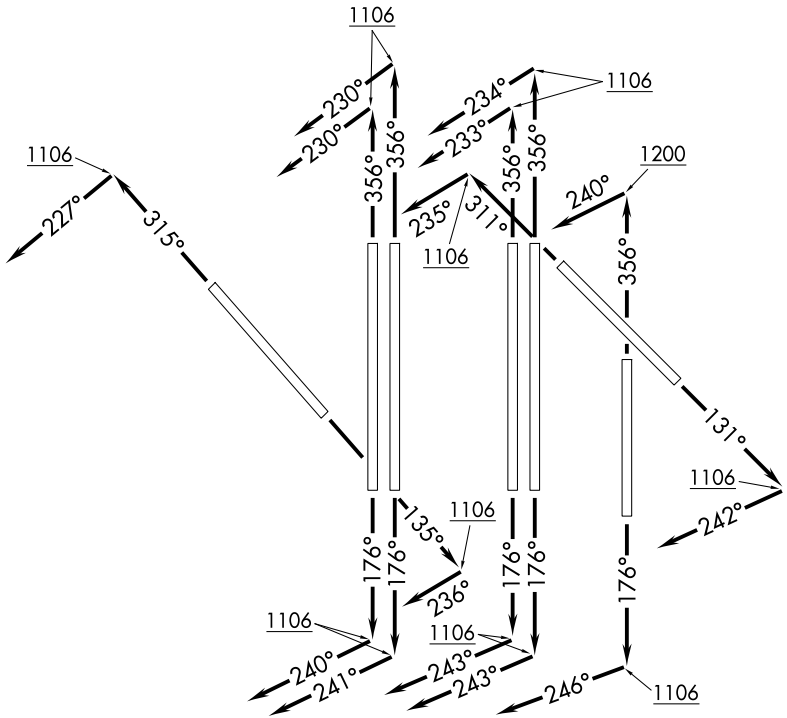
LONE STAR DEP CON
 135.975 379.9
 (13L/R, 17L/C/R, 18L/R)
 118.1 306.95
 (31L/R, 35L/C/R, 36L/R)
 D-ATIS DEP
 135.925
 CLNC DEL
 128.25
 CPDLC
 GND CON
 121.65 121.8 (E)
 121.85 (W)
 DFW TOWER
 126.55 127.5 (E)
 124.15 134.9 (W)

RNAV 1 - DME/DME/IRU or GPS required.
 RADAR required.

**TOP ALTITUDE:
 ASSIGNED BY ATC**

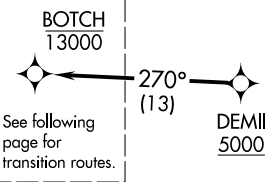
TAKEOFF MINIMUMS

Rwys 13L/R, 17L/C/R, 18L/R, 31L/R, 35L/C, 36L/R: Standard.
 Rwy 35R: Standard with minimum climb of 245'/NM to 1200.

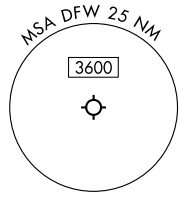


SC-2, 11 JUN 2026 to 09 JUL 2026

SC-2, 11 JUN 2026 to 09 JUL 2026



NOTE: ALIEN Transition: ATC assigned only.
 NOTE: Props only.



(CONTINUED ON FOLLOWING PAGE)

NOTE: Chart not to scale.

BOTCH TWO DEPARTURE (RNAV) Departure Routes

DALLAS-FORT WORTH, TEXAS