



# FAA HRET Hand Signals




## Device Signals



Signals for Devices (except stop signals) always start with the device type.

Boom	ASPN
The “ <b>Tap top of head</b> ” signal means that the next instructions are for the HRET boom.	The “ <b>arm bent at elbow hand, forearm vertical, and elbow tapped with other hand</b> ” signal means that the next instructions are for the Aircraft Skin-Penetrating Nozzle (ASPN).
	

## Boom Signals

Boom	Raise	Lower
		

Boom	Extend	Retract
	With thumbs pointing outward 	With thumbs pointing inward 



Boom	Swing
	Point in direction of swing 

Piercing Tip (ASPN) Signals

Piercing Tip	Rotate Up
	



Stop & Secure Signals

Stop	Emergency Stop	Secure
		<div>Retract &amp; bed HRET</div> 