





# PILOT PROCEDURES DURING TAXI OPERATIONS

**STOP!  
READ  
BEFORE  
TAXI**




## CONDUCT PRE-TAXI PLANNING

- Study airport diagram **BEFORE** taxi
- Identify complex intersections and hot spots
- Plan timing of checklists
- Listen to and copy ATIS



## WRITE DOWN TAXI OPERATIONS


Write down complex taxi instructions to reduce pilot's vulnerability to forgetting or making a mistake



## MAINTAIN SITUATIONAL AWARENESS


- Know where you are and where you are going
- Monitor ATC instructions to other aircraft
- Look **TWICE** before crossing intersecting taxiways or runways
- Be vigilant if given "line up and wait" clearance
- Use extra caution at night or during reduced visibility
- Be extremely cautious when using a runway as a taxiway
- "Heads UP" exiting the runway if exit intersects another runway

**REMEMBER WHO IS PILOT IN COMMAND!**



## COORDINATE COMMUNICATIONS

- On taxi instructions for takeoff
- On landing and hold short clearance
- On ATC instructions to parking
- On identifying runway intersections
- Before crossing hold short lines
- Identifying the correct departure runway and course
- On performing "Heads DOWN" tasks



## MAINTAIN THE COMMUNICATION LOOP

- Maintain a "sterile cockpit"
- Use standard ATC phraseology
- Focus on what ATC is instructing
- Read-back all hold short and crossing ATC instructions
- Always clarify any and ALL misunderstanding or confusion concerning ATC instructions or clearances



RUNWAY SAFETY