







8080-08

SCHOOL NORMS VS NATIONAL PASSING NORMS

Click on the button to the right of the page number to jump directly to that page.

Section	Page
Quarter and Two Year Data Explanations	2 
Topic Data Explanations	3 
AMA-AMG-AMP Quarter and Two Year Data	4 
AMA Data by Topic	26 
AMG Data by Topic	34 
AMP Data by Topic	42 

Please email all questions regarding this report or any other NORMs related information to: AFS630comments@faa.gov

SCHOOL NORMS VS NATIONAL PASSING NORMS

8080-08

Please email all questions regarding this report or any other NORMs related information to: AFS630comments@faa.gov

All the data in the report is for the first test attempts within 60 days of the graduation date.

Partial completions or retakes are not included in this data.

AMA – Airman Maintenance Technician Airframe

AMG – Airman Maintenance Technician General

AMP – Airman Maintenance Technician Powerplant

Quarter Data

of Applicants – Total number of applicants taking the test for the first time within 60 days of graduation from the school during the quarter.

of Applicants Passed – Total number of applicants passing the test on the first attempt within 60 days of graduation during the quarter.

% of Applicants Passed – The percentage of applicants passing the test on the first attempt within 60 days of graduation during the quarter.

Average Grade – The average grade of first test attempts within 60 days of graduation during the quarter.

Two Year Accumulative Data

School Applicants – The total number of applicants taking the test for the first time within 60 days of graduation from the school during the two year period.

School NORM – The percentage of applicants passing the test on the first attempt within 60 days of graduation during the two year period.

National Applicants – The total number of applicants from all part 147 schools taking the test for the first time within 60 days of graduation during the two year period.

National NORM – The percentage of all applicants from all part 147 school passing the test on the first attempt within 60 days of graduation during the two year period.

§147.38a – An asterisk (*) will appear in this column when an individual school norm is significantly lower than the national norm, i.e., in excess of the requirements of §147.38a.

SCHOOL NORMS VS NATIONAL PASSING NORMS

8080-08

Please email all questions regarding this report or any other NORMs related information to: AFS630comments@faa.gov

All the data in the report is for the first test attempts within 60 days of the graduation date.

Partial completions or retakes are not included in this data.

AMA – Airman Maintenance Technician Airframe

AMG – Airman Maintenance Technician General

AMP – Airman Maintenance Technician Powerplant

Topic Data

National – The percentage of questions passed by topic of applicants from all part 147 schools taking the test for the first attempt within 60 days of graduation during the one year period.

School – The percentage of questions passed by topic of school applicants taking the test for the first attempt within 60 days of graduation during the one year period.

School percentages that appear in **red** are below the National average.

SCHOOL NORMS VS NATIONAL PASSING NORMS
1ST TEST ATTEMPT WITHIN 60 DAYS OF GRADUATION

AMA - AMG - AMP

8080-08
2 QTR 2020

FSDO ID	FSDO NAME	SCHOOL CERTIFICATE #	SCHOOL NAME	TEST CODE	CURRENT QUARTER Apr 1, 2020 to Jun 30, 2020				TWO YEAR ACCUMULATIVE Jul 1, 2018 to Jun 30, 2020				
					# of Applicants	# of Applicants Passed	% of Applicants Passed	Average Grade	School Applicants	School Norm	National Applicants	National Norm	\$147.38a
AL01	FAIRBANKS	3VRT609K	AVCP REGIONAL AVIATION MAINTENANCE SCHOOL	AMG					1	100	7244	81	
AL01	FAIRBANKS	3VRT609K	AVCP REGIONAL AVIATION MAINTENANCE SCHOOL	AMP					1	100	5464	84	
AL01	FAIRBANKS	DW9T101R	UNIVERSITY OF ALASKA FAIRBANKS	AMA					21	100	6289	87	
AL01	FAIRBANKS	DW9T101R	UNIVERSITY OF ALASKA FAIRBANKS	AMG					23	96	7244	81	
AL01	FAIRBANKS	DW9T101R	UNIVERSITY OF ALASKA FAIRBANKS	AMP					23	91	5464	84	
AL03	ANCHORAGE	DQ9T095R	UNIVERSITY OF ALASKA ANCHORAGE	AMA					19	95	6289	87	
AL03	ANCHORAGE	DQ9T095R	UNIVERSITY OF ALASKA ANCHORAGE	AMG					20	100	7244	81	
AL03	ANCHORAGE	DQ9T095R	UNIVERSITY OF ALASKA ANCHORAGE	AMP					14	100	5465	84	
CE01	DES MOINES	BJ9T036R	IOWA WESTERN COMMUNITY COLLEGE	AMA					12	100	6289	87	
CE01	DES MOINES	BJ9T036R	IOWA WESTERN COMMUNITY COLLEGE	AMG					13	100	7244	81	
CE01	DES MOINES	BJ9T036R	IOWA WESTERN COMMUNITY COLLEGE	AMP					20	100	5464	84	
CE01	DES MOINES	BL9T038R	INDIAN HILLS COMMUNITY COLLEGE	AMA					3	100	6289	87	
CE01	DES MOINES	BL9T038R	INDIAN HILLS COMMUNITY COLLEGE	AMG					9	89	7244	81	
CE01	DES MOINES	BL9T038R	INDIAN HILLS COMMUNITY COLLEGE	AMP	2	2	100%	87	7	100	5466	84	
CE03	ST LOUIS	CY9T077R	STATE TECHNICAL COLLEGE OF MISSOURI	AMA	8	8	100%	85	17	100	6289	87	
CE03	ST LOUIS	CY9T077R	STATE TECHNICAL COLLEGE OF MISSOURI	AMG	6	5	83%	79	37	89	7244	81	
CE03	ST LOUIS	CY9T077R	STATE TECHNICAL COLLEGE OF MISSOURI	AMP	5	4	80%	77	18	83	5469	84	
CE03	ST LOUIS	DEMT159D	COMMUNITY COLLEGE DISTRICT NUMBER 522	AMA	1	1	100%	87	19	95	6289	87	
CE03	ST LOUIS	DEMT159D	COMMUNITY COLLEGE DISTRICT NUMBER 522	AMG	1	1	100%	83	18	89	7244	81	
CE03	ST LOUIS	DEMT159D	COMMUNITY COLLEGE DISTRICT NUMBER 522	AMP	2	2	100%	83	22	91	5471	84	
CE05	KANSAS CITY	U5ET092K	TECHNICAL EDUCATION SERVICES INC	AMA	2	2	100%	87	40	80	6289	87	
CE05	KANSAS CITY	U5ET092K	TECHNICAL EDUCATION SERVICES INC	AMG	3	3	100%	82	53	72	7244	81	
CE05	KANSAS CITY	U5ET092K	TECHNICAL EDUCATION SERVICES INC	AMP	2	2	100%	82	38	71	5467	84	
CE07	WICHITA	BZ9T052R	KANSAS STATE UNIVERSITY - SALINA	AMA					2	100	6289	87	
CE07	WICHITA	BZ9T052R	KANSAS STATE UNIVERSITY - SALINA	AMG					3	33	7244	81	*

SCHOOL NORMS VS NATIONAL PASSING NORMS
1ST TEST ATTEMPT WITHIN 60 DAYS OF GRADUATION

AMA - AMG - AMP

8080-08
2 QTR 2020

FSDO ID	FSDO NAME	SCHOOL CERTIFICATE #	SCHOOL NAME	TEST CODE	CURRENT QUARTER Apr 1, 2020 to Jun 30, 2020				TWO YEAR ACCUMULATIVE Jul 1, 2018 to Jun 30, 2020				
					# of Applicants	# of Applicants Passed	% of Applicants Passed	Average Grade	School Applicants	School Norm	National Applicants	National Norm	\$147.38a
CE07	WICHITA	BZ9T052R	KANSAS STATE UNIVERSITY - SALINA	AMP					1	100	5464	84	
CE07	WICHITA	Q6ZT586K	WICHITA AREA TECHNICAL COLLEGE	AMA					113	80	6289	87	
CE07	WICHITA	Q6ZT586K	WICHITA AREA TECHNICAL COLLEGE	AMG					69	67	7244	81	
CE07	WICHITA	Q6ZT586K	WICHITA AREA TECHNICAL COLLEGE	AMP	1	1	100%	85	89	84	5467	84	
CE09	LINCOLN	BX9T050R	WESTERN NEBRASKA COMMUNITY COLLEGE	AMA					16	100	6289	87	
CE09	LINCOLN	BX9T050R	WESTERN NEBRASKA COMMUNITY COLLEGE	AMG					11	82	7244	81	
CE09	LINCOLN	BX9T050R	WESTERN NEBRASKA COMMUNITY COLLEGE	AMP	9	8	89%	84	18	94	5473	84	
CE17	LOUISVILLE	9JCT625K	JEFFERSON COMMUNITY TECHNICAL COLLEGE	AMA					5	80	6289	87	
CE17	LOUISVILLE	9JCT625K	JEFFERSON COMMUNITY TECHNICAL COLLEGE	AMG					6	100	7244	81	
CE17	LOUISVILLE	9JCT625K	JEFFERSON COMMUNITY TECHNICAL COLLEGE	AMP	1	1	100%	75	20	95	5474	84	
CE17	LOUISVILLE	EE9T109R	SOMERSET COMMUNITY COLLEGE	AMA					2	50	6289	87	*
CE17	LOUISVILLE	EE9T109R	SOMERSET COMMUNITY COLLEGE	AMG					4	50	7244	81	*
CE17	LOUISVILLE	EE9T109R	SOMERSET COMMUNITY COLLEGE	AMP					6	100	5465	84	
CE19	NASHVILLE	MQJT005K	DEPT OF AEROSPACE MIDDLE TENNESSEE	AMA	1	1	100%	90	12	100	6289	87	
CE19	NASHVILLE	MQJT005K	DEPT OF AEROSPACE MIDDLE TENNESSEE	AMG	1	1	100%	80	9	89	7244	81	
CE19	NASHVILLE	MQJT005K	DEPT OF AEROSPACE MIDDLE TENNESSEE	AMP	1	1	100%	82	12	92	5465	84	
CE19	NASHVILLE	N4IT070K	NORTH CENTRAL INSTITUTE	AMA	1	1	100%	87	21	81	6289	87	
CE19	NASHVILLE	N4IT070K	NORTH CENTRAL INSTITUTE	AMG					12	92	7244	81	
CE19	NASHVILLE	N4IT070K	NORTH CENTRAL INSTITUTE	AMP					13	92	5468	84	
CE19	NASHVILLE	NVST018K	TENNESSEE COLLEGE OF APPLIED TECHNOLOGY, NASHVILLE	AMA	4	3	75%	81	43	88	6289	87	
CE19	NASHVILLE	NVST018K	TENNESSEE COLLEGE OF APPLIED TECHNOLOGY, NASHVILLE	AMG	7	4	57%	69	45	76	7244	81	
CE19	NASHVILLE	NVST018K	TENNESSEE COLLEGE OF APPLIED TECHNOLOGY, NASHVILLE	AMP	9	7	78%	77	28	89	5474	84	
CE19	NASHVILLE	O0ET097K	TENNESSEE COLLEGE OF APPLIED TECHNOLOGY MORRISTOWN	AMA	8	8	100%	88	29	90	6289	87	

SCHOOL NORMS VS NATIONAL PASSING NORMS
1ST TEST ATTEMPT WITHIN 60 DAYS OF GRADUATION

AMA - AMG - AMP

8080-08
2 QTR 2020

FSDO ID	FSDO NAME	SCHOOL CERTIFICATE #	SCHOOL NAME	TEST CODE	CURRENT QUARTER Apr 1, 2020 to Jun 30, 2020				TWO YEAR ACCUMULATIVE Jul 1, 2018 to Jun 30, 2020				
					# of Applicants	# of Applicants Passed	% of Applicants Passed	Average Grade	School Applicants	School Norm	National Applicants	National Norm	§147.38a
CE19	NASHVILLE	O0ET097K	TENNESSEE COLLEGE OF APPLIED TECHNOLOGY MORRISTOWN	AMG	6	6	100%	83	27	100	7244	81	
CE19	NASHVILLE	O0ET097K	TENNESSEE COLLEGE OF APPLIED TECHNOLOGY MORRISTOWN	AMP	11	8	73%	79	25	88	5475	84	
CE21	MEMPHIS	EF9T110R	TENNESSEE COLLEGES OF APPLIED TECHNOLOGY-MEMPHIS	AMA	5	4	80%	76	80	91	6289	87	
CE21	MEMPHIS	EF9T110R	TENNESSEE COLLEGES OF APPLIED TECHNOLOGY-MEMPHIS	AMG	4	3	75%	80	75	79	7244	81	
CE21	MEMPHIS	EF9T110R	TENNESSEE COLLEGES OF APPLIED TECHNOLOGY-MEMPHIS	AMP	5	3	60%	73	86	80	5471	84	
EA01	ALBANY	VXYT570K	MOHAWK VALLEY COMMUNITY COLLEGE	AMA					40	75	6289	87	
EA01	ALBANY	VXYT570K	MOHAWK VALLEY COMMUNITY COLLEGE	AMG					45	96	7244	81	
EA01	ALBANY	VXYT570K	MOHAWK VALLEY COMMUNITY COLLEGE	AMP					41	85	5468	84	
EA03	ALLEGHENY	HE1T189K	PITTSBURGH INSTITUTE OF AERONAUTICS	AMA	9	8	89%	83	117	90	6289	87	
EA03	ALLEGHENY	HE1T189K	PITTSBURGH INSTITUTE OF AERONAUTICS	AMG	25	23	92%	79	158	89	7244	81	
EA03	ALLEGHENY	HE1T189K	PITTSBURGH INSTITUTE OF AERONAUTICS	AMP	24	17	71%	75	157	80	5510	84	
EA07	BALTIMORE	I4PT091K	PITTSBURGH INSTITUTE OF AERONAUTICS	AMA	16	15	94%	82	77	95	6289	87	
EA07	BALTIMORE	I4PT091K	PITTSBURGH INSTITUTE OF AERONAUTICS	AMG	12	12	100%	83	95	79	7244	81	
EA07	BALTIMORE	I4PT091K	PITTSBURGH INSTITUTE OF AERONAUTICS	AMP	13	10	77%	79	94	72	5479	84	
EA09	CHARLESTON	MUET028K	ROBERT C BYRD NATIONAL AEROSPACE EDUCATION CENTER	AMA					7	100	6289	87	
EA09	CHARLESTON	MUET028K	ROBERT C BYRD NATIONAL AEROSPACE EDUCATION CENTER	AMG					12	75	7244	81	
EA09	CHARLESTON	MUET028K	ROBERT C BYRD NATIONAL AEROSPACE EDUCATION CENTER	AMP					11	91	5465	84	
EA11	FARMINGDALE	AI9T009R	LEWIS WILSON TECHNOLOGICAL CENTER	AMA	1	1	100%	88	29	93	6289	87	
EA11	FARMINGDALE	AI9T009R	LEWIS WILSON TECHNOLOGICAL CENTER	AMG					31	90	7244	81	
EA11	FARMINGDALE	AI9T009R	LEWIS WILSON TECHNOLOGICAL CENTER	AMP					30	80	5468	84	

SCHOOL NORMS VS NATIONAL PASSING NORMS
1ST TEST ATTEMPT WITHIN 60 DAYS OF GRADUATION

AMA - AMG - AMP

8080-08
2 QTR 2020

FSDO ID	FSDO NAME	SCHOOL CERTIFICATE #	SCHOOL NAME	TEST CODE	CURRENT QUARTER Apr 1, 2020 to Jun 30, 2020				TWO YEAR ACCUMULATIVE Jul 1, 2018 to Jun 30, 2020				
					# of Applicants	# of Applicants Passed	% of Applicants Passed	Average Grade	School Applicants	School Norm	National Applicants	National Norm	\$147.38a
EA13	HARRISBURG	PNZT013K	PENN COLLEGE OF TECHNOLOGY	AMA					8	88	6289	87	
EA13	HARRISBURG	PNZT013K	PENN COLLEGE OF TECHNOLOGY	AMG					18	100	7244	81	
EA13	HARRISBURG	PNZT013K	PENN COLLEGE OF TECHNOLOGY	AMP					17	94	5465	84	
EA15	NEW YORK CITY	AA9T001R	AVIATION TRAINING INSTITUTE AT VAUGHN COLLEGE OF AERONAUTICS	AMA	1	1	100%	84	50	94	6289	87	
EA15	NEW YORK CITY	AA9T001R	AVIATION TRAINING INSTITUTE AT VAUGHN COLLEGE OF AERONAUTICS	AMG	1	1	100%	75	50	92	7244	81	
EA15	NEW YORK CITY	AA9T001R	AVIATION TRAINING INSTITUTE AT VAUGHN COLLEGE OF AERONAUTICS	AMP					60	87	5471	84	
EA15	NEW YORK CITY	HW2T887K	AVIATION HIGH SCHOOL	AMA					146	98	6289	87	
EA15	NEW YORK CITY	HW2T887K	AVIATION HIGH SCHOOL	AMG					143	86	7244	81	
EA15	NEW YORK CITY	HW2T887K	AVIATION HIGH SCHOOL	AMP					125	96	5464	84	
EA17	PHILADELPHIA	7DET592K	DELAWARE TECHNICAL AND COMMUNITY COLLEGE	AMA					2	100	6289	87	
EA17	PHILADELPHIA	7DET592K	DELAWARE TECHNICAL AND COMMUNITY COLLEGE	AMG					6	100	7244	81	
EA17	PHILADELPHIA	7DET592K	DELAWARE TECHNICAL AND COMMUNITY COLLEGE	AMP					1	100	5464	84	
EA17	PHILADELPHIA	AR9T018R	AVIATION INSTITUTE OF MAINTENANCE INC	AMA	1	1	100%	88	83	73	6289	87	
EA17	PHILADELPHIA	AR9T018R	AVIATION INSTITUTE OF MAINTENANCE INC	AMG					114	61	7244	81	*
EA17	PHILADELPHIA	AR9T018R	AVIATION INSTITUTE OF MAINTENANCE INC	AMP	3	2	67%	86	80	63	5471	84	*
EA21	RICHMOND	B12T578K	BLUE RIDGE COMMUNITY COLLEGE	AMA					20	100	6289	87	
EA21	RICHMOND	B12T578K	BLUE RIDGE COMMUNITY COLLEGE	AMG					23	91	7244	81	
EA21	RICHMOND	B12T578K	BLUE RIDGE COMMUNITY COLLEGE	AMP					19	100	5464	84	
EA21	RICHMOND	L48T855K	LIBERTY UNIVERSITY	AMA	2	2	100%	82	43	91	6289	87	
EA21	RICHMOND	L48T855K	LIBERTY UNIVERSITY	AMG	3	3	100%	80	41	93	7244	81	
EA21	RICHMOND	L48T855K	LIBERTY UNIVERSITY	AMP	4	4	100%	78	46	98	5471	84	
EA21	RICHMOND	LQPT037K	TRAINING SERVICES INC	AMA	11	10	91%	78	103	78	6289	87	
EA21	RICHMOND	LQPT037K	TRAINING SERVICES INC	AMG	8	6	75%	74	152	80	7244	81	

SCHOOL NORMS VS NATIONAL PASSING NORMS
1ST TEST ATTEMPT WITHIN 60 DAYS OF GRADUATION

AMA - AMG - AMP

8080-08
2 QTR 2020

FSDO ID	FSDO NAME	SCHOOL CERTIFICATE #	SCHOOL NAME	TEST CODE	CURRENT QUARTER Apr 1, 2020 to Jun 30, 2020				TWO YEAR ACCUMULATIVE Jul 1, 2018 to Jun 30, 2020				
					# of Applicants	# of Applicants Passed	% of Applicants Passed	Average Grade	School Applicants	School Norm	National Applicants	National Norm	\$147.38a
EA21	RICHMOND	LQPT037K	TRAINING SERVICES INC	AMP	7	6	86%	77	97	79	5485	84	
EA25	TETERBORO	BV9T048R	TETERBORO SCHOOL OF AERONAUTICS INC	AMA					70	90	6289	87	
EA25	TETERBORO	BV9T048R	TETERBORO SCHOOL OF AERONAUTICS INC	AMG					125	78	7244	81	
EA25	TETERBORO	BV9T048R	TETERBORO SCHOOL OF AERONAUTICS INC	AMP	1	1	100%	89	82	77	5472	84	
EA27	WASHINGTON	AQ9T017R	UNIVERSITY OF THE DISTRICT OF COLUMBIA	AMA					9	89	6289	87	
EA27	WASHINGTON	AQ9T017R	UNIVERSITY OF THE DISTRICT OF COLUMBIA	AMG					10	90	7244	81	
EA27	WASHINGTON	AQ9T017R	UNIVERSITY OF THE DISTRICT OF COLUMBIA	AMP					10	80	5466	84	
EA27	WASHINGTON	U6ET095K	TECHNICAL EDUCATION SERVICES INC	AMA	2	2	100%	80	79	89	6289	87	
EA27	WASHINGTON	U6ET095K	TECHNICAL EDUCATION SERVICES INC	AMG	4	4	100%	92	85	79	7244	81	
EA27	WASHINGTON	U6ET095K	TECHNICAL EDUCATION SERVICES INC	AMP	2	2	100%	88	78	85	5478	84	
EA39	GREENSBORO	3C9T607K	COLLEGE OF THE ALBEMARLE	AMA					2	100	6289	87	
EA39	GREENSBORO	3C9T607K	COLLEGE OF THE ALBEMARLE	AMG					1	100	7244	81	
EA39	GREENSBORO	3C9T607K	COLLEGE OF THE ALBEMARLE	AMP					1	100	5464	84	
EA39	GREENSBORO	CUMT104K	CRAVEN COMMUNITY COLLEGE	AMA					11	91	6289	87	
EA39	GREENSBORO	CUMT104K	CRAVEN COMMUNITY COLLEGE	AMG					13	77	7244	81	
EA39	GREENSBORO	CUMT104K	CRAVEN COMMUNITY COLLEGE	AMP					10	100	5464	84	
EA39	GREENSBORO	DT9T098R	WAYNE COMMUNITY COLLEGE	AMA					20	85	6289	87	
EA39	GREENSBORO	DT9T098R	WAYNE COMMUNITY COLLEGE	AMG					14	100	7244	81	
EA39	GREENSBORO	DT9T098R	WAYNE COMMUNITY COLLEGE	AMP					13	85	5464	84	
EA39	GREENSBORO	EJ9T114R	GUILFORD TECHNICAL COMMUNITY COLLEGE	AMA					90	88	6289	87	
EA39	GREENSBORO	EJ9T114R	GUILFORD TECHNICAL COMMUNITY COLLEGE	AMG	1	1	100%	77	79	76	7244	81	
EA39	GREENSBORO	EJ9T114R	GUILFORD TECHNICAL COMMUNITY COLLEGE	AMP					68	97	5465	84	
EA61	BOSTON	61CT616K	CAPE COD COMMUNITY COLLEGE	AMA					36	94	6289	87	
EA61	BOSTON	61CT616K	CAPE COD COMMUNITY COLLEGE	AMG					28	89	7244	81	
EA61	BOSTON	61CT616K	CAPE COD COMMUNITY COLLEGE	AMP					30	87	5467	84	

SCHOOL NORMS VS NATIONAL PASSING NORMS
1ST TEST ATTEMPT WITHIN 60 DAYS OF GRADUATION

AMA - AMG - AMP

8080-08
2 QTR 2020

FSDO ID	FSDO NAME	SCHOOL CERTIFICATE #	SCHOOL NAME	TEST CODE	CURRENT QUARTER Apr 1, 2020 to Jun 30, 2020				TWO YEAR ACCUMULATIVE Jul 1, 2018 to Jun 30, 2020				
					# of Applicants	# of Applicants Passed	% of Applicants Passed	Average Grade	School Applicants	School Norm	National Applicants	National Norm	\$147.38a
EA61	BOSTON	EC6T068K	NATIONAL AVIATION ACADEMY OF NEW ENGLAND	AMA	2	2	100%	83	130	78	6289	87	
EA61	BOSTON	EC6T068K	NATIONAL AVIATION ACADEMY OF NEW ENGLAND	AMG					142	65	7244	81	*
EA61	BOSTON	EC6T068K	NATIONAL AVIATION ACADEMY OF NEW ENGLAND	AMP	2	2	100%	78	140	69	5483	84	
EA63	WINDSOR LOCKS	EM9T117R	CONNECTICUT AERO TECH SCHOOL	AMA					22	95	6289	87	
EA63	WINDSOR LOCKS	EM9T117R	CONNECTICUT AERO TECH SCHOOL	AMG					17	88	7244	81	
EA63	WINDSOR LOCKS	EM9T117R	CONNECTICUT AERO TECH SCHOOL	AMP					19	89	5464	84	
EA63	WINDSOR LOCKS	TF5T221N	STRATFORD SCHOOL FOR AVIATION MAINTENANCE TECHNICI	AMA	1	1	100%	75	24	100	6289	87	
EA63	WINDSOR LOCKS	TF5T221N	STRATFORD SCHOOL FOR AVIATION MAINTENANCE TECHNICI	AMG					30	90	7244	81	
EA63	WINDSOR LOCKS	TF5T221N	STRATFORD SCHOOL FOR AVIATION MAINTENANCE TECHNICI	AMP	1	1	100%	73	18	100	5465	84	
EA65	PORTLAND	NSUT025K	NASHUA COMMUNITY COLLEGE	AMA					2	50	6289	87	*
EA65	PORTLAND	NSUT025K	NASHUA COMMUNITY COLLEGE	AMG	1	1	100%	78	6	100	7244	81	
EA65	PORTLAND	NSUT025K	NASHUA COMMUNITY COLLEGE	AMP	2	2	100%	79	4	100	5466	84	
EA65	PORTLAND	VMQT049K	BURLINGTON TECHNICAL CENTER	AMA					1	100	6289	87	
EA65	PORTLAND	VMQT049K	BURLINGTON TECHNICAL CENTER	AMG					1	100	7244	81	
GL03	DUPAGE	AN9T014R	LEWIS UNIVERSITY	AMA	1	1	100%	88	55	93	6289	87	
GL03	DUPAGE	AN9T014R	LEWIS UNIVERSITY	AMG					53	81	7244	81	
GL03	DUPAGE	AN9T014R	LEWIS UNIVERSITY	AMP	4	4	100%	87	40	98	5469	84	
GL03	DUPAGE	BS9T045R	ROCK VALLEY COLLEGE AVIATION TECH	AMA					41	98	6289	87	
GL03	DUPAGE	BS9T045R	ROCK VALLEY COLLEGE AVIATION TECH	AMG					43	93	7244	81	
GL03	DUPAGE	BS9T045R	ROCK VALLEY COLLEGE AVIATION TECH	AMP					51	100	5465	84	
GL05	CINCINNATI	AC9T003R	MIAMI VALLEY CAREER TECHNOLOGY CENTER	AMA					15	93	6289	87	
GL05	CINCINNATI	AC9T003R	MIAMI VALLEY CAREER TECHNOLOGY CENTER	AMG					16	75	7244	81	
GL05	CINCINNATI	AC9T003R	MIAMI VALLEY CAREER TECHNOLOGY CENTER	AMP					8	100	5464	84	

SCHOOL NORMS VS NATIONAL PASSING NORMS
1ST TEST ATTEMPT WITHIN 60 DAYS OF GRADUATION

AMA - AMG - AMP

8080-08
2 QTR 2020

FSDO ID	FSDO NAME	SCHOOL CERTIFICATE #	SCHOOL NAME	TEST CODE	CURRENT QUARTER Apr 1, 2020 to Jun 30, 2020				TWO YEAR ACCUMULATIVE Jul 1, 2018 to Jun 30, 2020				
					# of Applicants	# of Applicants Passed	% of Applicants Passed	Average Grade	School Applicants	School Norm	National Applicants	National Norm	\$147.38a
GL05	CININNATI	AD9T004R	CININNATI STATE TECHNICAL AND COMMUNITY COLLEGE	AMA					13	92	6289	87	
GL05	CININNATI	AD9T004R	CININNATI STATE TECHNICAL AND COMMUNITY COLLEGE	AMG					17	88	7244	81	
GL05	CININNATI	AD9T004R	CININNATI STATE TECHNICAL AND COMMUNITY COLLEGE	AMP					17	94	5465	84	
GL05	CININNATI	GOKT001K	GREAT OAKS JOINT VOCATIONAL SCHOOL	AMA	3	3	100%	77	19	100	6289	87	
GL05	CININNATI	GOKT001K	GREAT OAKS JOINT VOCATIONAL SCHOOL	AMG	6	4	67%	71	19	68	7244	81	
GL05	CININNATI	GOKT001K	GREAT OAKS JOINT VOCATIONAL SCHOOL	AMP					7	86	5464	84	
GL05	CININNATI	XSCT086K	SINCLAIR COMMUNITY COLLEGE	AMA					7	86	6289	87	
GL05	CININNATI	XSCT086K	SINCLAIR COMMUNITY COLLEGE	AMG					6	83	7244	81	
GL05	CININNATI	XSCT086K	SINCLAIR COMMUNITY COLLEGE	AMP					10	100	5464	84	
GL07	COLUMBUS	DL9T090R	COLUMBUS STATE COMMUNITY COLLEGE	AMA					10	70	6289	87	
GL07	COLUMBUS	DL9T090R	COLUMBUS STATE COMMUNITY COLLEGE	AMG					10	80	7244	81	
GL07	COLUMBUS	DL9T090R	COLUMBUS STATE COMMUNITY COLLEGE	AMP					24	92	5466	84	
GL09	GRAND RAPIDS	JX8T258Q	WESTERN MICHIGAN UNIVERSITY COLLEGE OF AVIATION	AMA					14	93	6289	87	
GL09	GRAND RAPIDS	JX8T258Q	WESTERN MICHIGAN UNIVERSITY COLLEGE OF AVIATION	AMG					14	86	7244	81	
GL09	GRAND RAPIDS	JX8T258Q	WESTERN MICHIGAN UNIVERSITY COLLEGE OF AVIATION	AMP					15	80	5466	84	
GL09	GRAND RAPIDS	LW5T030N	ANDREWS UNIVERSITY	AMA					8	88	6289	87	
GL09	GRAND RAPIDS	LW5T030N	ANDREWS UNIVERSITY	AMG	1	1	100%	90	5	100	7244	81	
GL09	GRAND RAPIDS	LW5T030N	ANDREWS UNIVERSITY	AMP	4	4	100%	77	5	100	5469	84	
GL09	GRAND RAPIDS	M90T074K	SCHOOL OF MISSIONARY AVIATION TECHNOLOGY	AMA	14	14	100%	89	39	97	6289	87	
GL09	GRAND RAPIDS	M90T074K	SCHOOL OF MISSIONARY AVIATION TECHNOLOGY	AMG	1	1	100%	85	39	92	7244	81	
GL09	GRAND RAPIDS	M90T074K	SCHOOL OF MISSIONARY AVIATION TECHNOLOGY	AMP					41	93	5464	84	

SCHOOL NORMS VS NATIONAL PASSING NORMS
1ST TEST ATTEMPT WITHIN 60 DAYS OF GRADUATION

AMA - AMG - AMP

8080-08
2 QTR 2020

FSDO ID	FSDO NAME	SCHOOL CERTIFICATE #	SCHOOL NAME	TEST CODE	CURRENT QUARTER Apr 1, 2020 to Jun 30, 2020				TWO YEAR ACCUMULATIVE Jul 1, 2018 to Jun 30, 2020				
					# of Applicants	# of Applicants Passed	% of Applicants Passed	Average Grade	School Applicants	School Norm	National Applicants	National Norm	\$147.38a
GL09	GRAND RAPIDS	NSBT012K	NORTHERN MICHIGAN UNIVERSITY SCHOOL OF TECHNOLOGY	AMA	3	3	100%	73	6	100	6289	87	
GL09	GRAND RAPIDS	NSBT012K	NORTHERN MICHIGAN UNIVERSITY SCHOOL OF TECHNOLOGY	AMG	3	3	100%	80	6	83	7244	81	
GL09	GRAND RAPIDS	NSBT012K	NORTHERN MICHIGAN UNIVERSITY SCHOOL OF TECHNOLOGY	AMP	1	1	100%	78	3	100	5465	84	
GL11	INDIANAPOLIS	CG9T059R	PURDUE UNIV DEPT OF AVIATION TECH	AMA					30	83	6289	87	
GL11	INDIANAPOLIS	CG9T059R	PURDUE UNIV DEPT OF AVIATION TECH	AMG	1	0	0%	68	34	85	7244	81	
GL11	INDIANAPOLIS	CG9T059R	PURDUE UNIV DEPT OF AVIATION TECH	AMP					30	73	5464	84	
GL11	INDIANAPOLIS	IV7T579K	IVY TECH COMMUNITY COLLEGE NORTHEAST	AMA					3	100	6289	87	
GL11	INDIANAPOLIS	IV7T579K	IVY TECH COMMUNITY COLLEGE NORTHEAST	AMG					6	83	7244	81	
GL11	INDIANAPOLIS	IV7T579K	IVY TECH COMMUNITY COLLEGE NORTHEAST	AMP					6	50	5465	84	*
GL11	INDIANAPOLIS	PF2T081L	VINCENNES UNIVERSITY	AMA	2	2	100%	86	52	100	6289	87	
GL11	INDIANAPOLIS	PF2T081L	VINCENNES UNIVERSITY	AMG	3	3	100%	89	54	85	7244	81	
GL11	INDIANAPOLIS	PF2T081L	VINCENNES UNIVERSITY	AMP	10	10	100%	86	43	98	5476	84	
GL11	INDIANAPOLIS	USBT077S	AMERICAN TRANS AIR TRAINING CORPORATION	AMA	3	3	100%	82	56	95	6289	87	
GL11	INDIANAPOLIS	USBT077S	AMERICAN TRANS AIR TRAINING CORPORATION	AMG	4	3	75%	77	26	96	7244	81	
GL11	INDIANAPOLIS	USBT077S	AMERICAN TRANS AIR TRAINING CORPORATION	AMP	8	8	100%	80	52	92	5477	84	
GL13	MILWAUKEE	CF9T058R	MILWAUKEE AREA TECHNICAL COLLEGE	AMA					6	83	6289	87	
GL13	MILWAUKEE	CF9T058R	MILWAUKEE AREA TECHNICAL COLLEGE	AMG					7	86	7244	81	
GL13	MILWAUKEE	CF9T058R	MILWAUKEE AREA TECHNICAL COLLEGE	AMP					4	75	5464	84	
GL13	MILWAUKEE	OAYT031K	FOX VALLEY TECHNICAL SCHOOL	AMA	15	15	100%	84	41	93	6289	87	
GL13	MILWAUKEE	OAYT031K	FOX VALLEY TECHNICAL SCHOOL	AMG	15	14	93%	84	41	93	7244	81	
GL13	MILWAUKEE	OAYT031K	FOX VALLEY TECHNICAL SCHOOL	AMP	15	15	100%	84	40	95	5479	84	
GL15	MINNEAPOLIS	6LRT617K	LAKE SUPERIOR COLLEGE	AMA	1	1	100%	72	9	78	6289	87	
GL15	MINNEAPOLIS	6LRT617K	LAKE SUPERIOR COLLEGE	AMG	1	1	100%	70	9	78	7244	81	

SCHOOL NORMS VS NATIONAL PASSING NORMS
1ST TEST ATTEMPT WITHIN 60 DAYS OF GRADUATION

AMA - AMG - AMP

8080-08
2 QTR 2020

FSDO ID	FSDO NAME	SCHOOL CERTIFICATE #	SCHOOL NAME	TEST CODE	CURRENT QUARTER Apr 1, 2020 to Jun 30, 2020				TWO YEAR ACCUMULATIVE Jul 1, 2018 to Jun 30, 2020				
					# of Applicants	# of Applicants Passed	% of Applicants Passed	Average Grade	School Applicants	School Norm	National Applicants	National Norm	\$147.38a
GL15	MINNEAPOLIS	6LRT617K	LAKE SUPERIOR COLLEGE	AMP					4	50	5465	84	*
GL15	MINNEAPOLIS	CH9T060R	NORTHLAND COMMUNITY AND TECHNICAL COLLEGE	AMA	1	1	100%	84	20	95	6289	87	
GL15	MINNEAPOLIS	CH9T060R	NORTHLAND COMMUNITY AND TECHNICAL COLLEGE	AMG	1	1	100%	82	19	95	7244	81	
GL15	MINNEAPOLIS	CH9T060R	NORTHLAND COMMUNITY AND TECHNICAL COLLEGE	AMP	1	1	100%	83	19	89	5465	84	
GL15	MINNEAPOLIS	CI9T061R	MINNEAPOLIS COMMUNITY AND TECHNICAL COLLEGE	AMA	2	2	100%	84	6	83	6289	87	
GL15	MINNEAPOLIS	CI9T061R	MINNEAPOLIS COMMUNITY AND TECHNICAL COLLEGE	AMG	2	2	100%	83	7	86	7244	81	
GL15	MINNEAPOLIS	CI9T061R	MINNEAPOLIS COMMUNITY AND TECHNICAL COLLEGE	AMP	2	2	100%	86	17	94	5466	84	
GL19	SPRINGFIELD	BNZT547C	SOUTHERN ILLINOIS UNIV AVN TECH	AMA	1	1	100%	74	34	100	6289	87	
GL19	SPRINGFIELD	BNZT547C	SOUTHERN ILLINOIS UNIV AVN TECH	AMG	1	1	100%	82	32	94	7244	81	
GL19	SPRINGFIELD	BNZT547C	SOUTHERN ILLINOIS UNIV AVN TECH	AMP					35	97	5464	84	
GL19	SPRINGFIELD	L9LT087K	LINCOLN LAND COMMUNITY COLLEGE	AMA					8	100	6289	87	
GL19	SPRINGFIELD	L9LT087K	LINCOLN LAND COMMUNITY COLLEGE	AMG					11	91	7244	81	
GL19	SPRINGFIELD	L9LT087K	LINCOLN LAND COMMUNITY COLLEGE	AMP					11	91	5467	84	
GL23	EAST MICHIGAN	BN9T040R	MIAT COLLEGE OF TECHNOLOGY	AMA					62	87	6289	87	
GL23	EAST MICHIGAN	BN9T040R	MIAT COLLEGE OF TECHNOLOGY	AMG					85	60	7244	81	*
GL23	EAST MICHIGAN	BN9T040R	MIAT COLLEGE OF TECHNOLOGY	AMP					82	79	5469	84	
GL23	EAST MICHIGAN	JW8T257Q	LANSING COMMUNITY COLLEGE	AMA					15	100	6289	87	
GL23	EAST MICHIGAN	JW8T257Q	LANSING COMMUNITY COLLEGE	AMG					33	76	7244	81	
GL23	EAST MICHIGAN	JW8T257Q	LANSING COMMUNITY COLLEGE	AMP					40	83	5464	84	
GL25	CLEVELAND	AE9T005R	AEROSPACE CENTER	AMA					13	85	6289	87	
GL25	CLEVELAND	AE9T005R	AEROSPACE CENTER	AMG					9	100	7244	81	
GL25	CLEVELAND	AE9T005R	AEROSPACE CENTER	AMP					4	100	5465	84	

SCHOOL NORMS VS NATIONAL PASSING NORMS
1ST TEST ATTEMPT WITHIN 60 DAYS OF GRADUATION

AMA - AMG - AMP

8080-08
2 QTR 2020

FSDO ID	FSDO NAME	SCHOOL CERTIFICATE #	SCHOOL NAME	TEST CODE	CURRENT QUARTER Apr 1, 2020 to Jun 30, 2020				TWO YEAR ACCUMULATIVE Jul 1, 2018 to Jun 30, 2020				
					# of Applicants	# of Applicants Passed	% of Applicants Passed	Average Grade	School Applicants	School Norm	National Applicants	National Norm	\$147.38a
GL25	CLEVELAND	EO9T119R	MAHONING COUNTY CAREER AND TECHNICAL CENTER	AMG					8	100	7244	81	
GL25	CLEVELAND	P6HT576K	PITTSBURGH INSTITUTE OF AERONAUTICS	AMA	14	12	86%	80	92	95	6289	87	
GL25	CLEVELAND	P6HT576K	PITTSBURGH INSTITUTE OF AERONAUTICS	AMG	16	14	88%	78	125	82	7244	81	
GL25	CLEVELAND	P6HT576K	PITTSBURGH INSTITUTE OF AERONAUTICS	AMP	16	9	56%	75	126	78	5480	84	
GL27	RAPID CITY	OV5T107N	LAKE AREA TECHNICAL INSTITUTE	AMA	16	13	81%	78	26	88	6289	87	
GL27	RAPID CITY	OV5T107N	LAKE AREA TECHNICAL INSTITUTE	AMG	16	15	94%	80	26	96	7244	81	
GL27	RAPID CITY	OV5T107N	LAKE AREA TECHNICAL INSTITUTE	AMP	8	8	100%	86	22	91	5472	84	
NM01	SEATTLE	EU9T125R	EVERETT COMMUNITY COLLEGE	AMA					51	94	6289	87	
NM01	SEATTLE	EU9T125R	EVERETT COMMUNITY COLLEGE	AMG					25	80	7244	81	
NM01	SEATTLE	EU9T125R	EVERETT COMMUNITY COLLEGE	AMP					25	96	5466	84	
NM01	SEATTLE	HQ6T596N	SOUTH SEATTLE COLLEGE	AMA	4	4	100%	80	58	97	6289	87	
NM01	SEATTLE	HQ6T596N	SOUTH SEATTLE COLLEGE	AMG	2	2	100%	79	50	88	7244	81	
NM01	SEATTLE	HQ6T596N	SOUTH SEATTLE COLLEGE	AMP	3	2	67%	78	49	92	5472	84	
NM01	SEATTLE	MK8T323Q	CLOVER PARK TECHNICAL COLLEGE	AMA					65	92	6289	87	
NM01	SEATTLE	MK8T323Q	CLOVER PARK TECHNICAL COLLEGE	AMG					65	92	7244	81	
NM01	SEATTLE	MK8T323Q	CLOVER PARK TECHNICAL COLLEGE	AMP					60	100	5475	84	
NM03	DENVER	DH9T086R	SPARTAN COLLEGE OF AERONAUTICS AND TECHNOLOGY	AMA	27	21	78%	76	212	90	6289	87	
NM03	DENVER	DH9T086R	SPARTAN COLLEGE OF AERONAUTICS AND TECHNOLOGY	AMG	25	21	84%	77	213	90	7244	81	
NM03	DENVER	DH9T086R	SPARTAN COLLEGE OF AERONAUTICS AND TECHNOLOGY	AMP	25	20	80%	76	210	89	5526	84	
NM05	HELENA	QH2T109L	HELENA COLLEGE UNIVERSITY OF MONTANA	AMA					1	100	6289	87	
NM05	HELENA	QH2T109L	HELENA COLLEGE UNIVERSITY OF MONTANA	AMG					3	100	7244	81	
NM05	HELENA	QH2T109L	HELENA COLLEGE UNIVERSITY OF MONTANA	AMP					2	100	5464	84	

SCHOOL NORMS VS NATIONAL PASSING NORMS
1ST TEST ATTEMPT WITHIN 60 DAYS OF GRADUATION

AMA - AMG - AMP

8080-08
2 QTR 2020

FSDO ID	FSDO NAME	SCHOOL CERTIFICATE #	SCHOOL NAME	TEST CODE	CURRENT QUARTER Apr 1, 2020 to Jun 30, 2020				TWO YEAR ACCUMULATIVE Jul 1, 2018 to Jun 30, 2020				
					# of Applicants	# of Applicants Passed	% of Applicants Passed	Average Grade	School Applicants	School Norm	National Applicants	National Norm	\$147.38a
NM07	SALT LAKE CITY	ER9T122R	COLORADO NORTHWESTERN COMMUNITY COLLEGE	AMA					6	100	6289	87	
NM07	SALT LAKE CITY	ER9T122R	COLORADO NORTHWESTERN COMMUNITY COLLEGE	AMG					6	100	7244	81	
NM07	SALT LAKE CITY	ER9T122R	COLORADO NORTHWESTERN COMMUNITY COLLEGE	AMP	3	3	100%	89	6	100	5467	84	
NM07	SALT LAKE CITY	ET9T124R	IDAHO STATE UNIVERSITY	AMA					10	80	6289	87	
NM07	SALT LAKE CITY	ET9T124R	IDAHO STATE UNIVERSITY	AMG					8	75	7244	81	
NM07	SALT LAKE CITY	ET9T124R	IDAHO STATE UNIVERSITY	AMP	4	4	100%	84	14	100	5468	84	
NM07	SALT LAKE CITY	EW9T127R	SALT LAKE COMMUNITY COLLEGE	AMA					25	96	6289	87	
NM07	SALT LAKE CITY	EW9T127R	SALT LAKE COMMUNITY COLLEGE	AMG	1	1	100%	78	41	95	7244	81	
NM07	SALT LAKE CITY	EW9T127R	SALT LAKE COMMUNITY COLLEGE	AMP	5	5	100%	88	33	97	5469	84	
NM07	SALT LAKE CITY	GO3T534L	UTAH STATE UNIVERSITY	AMA	1	1	100%	86	6	100	6289	87	
NM07	SALT LAKE CITY	GO3T534L	UTAH STATE UNIVERSITY	AMG	1	1	100%	90	4	100	7244	81	
NM07	SALT LAKE CITY	GO3T534L	UTAH STATE UNIVERSITY	AMP	1	1	100%	89	6	100	5467	84	
NM09	PORTLAND	DA9T079R	PORTLAND COMMUNITY COLLEGE	AMA					32	97	6289	87	
NM09	PORTLAND	DA9T079R	PORTLAND COMMUNITY COLLEGE	AMG	2	2	100%	78	10	100	7244	81	
NM09	PORTLAND	DA9T079R	PORTLAND COMMUNITY COLLEGE	AMP					43	100	5465	84	
NM09	PORTLAND	EM8T117Q	LANE COMMUNITY COLLEGE	AMA	2	2	100%	87	15	87	6289	87	
NM09	PORTLAND	EM8T117Q	LANE COMMUNITY COLLEGE	AMG	2	2	100%	88	14	93	7244	81	
NM09	PORTLAND	EM8T117Q	LANE COMMUNITY COLLEGE	AMP	2	2	100%	86	14	93	5466	84	
NM13	SPOKANE	3MBT603K	MOODY BIBLE INSTITUTE OF CHICAGO	AMA	3	3	100%	84	42	86	6289	87	
NM13	SPOKANE	3MBT603K	MOODY BIBLE INSTITUTE OF CHICAGO	AMG	2	2	100%	89	9	100	7244	81	
NM13	SPOKANE	3MBT603K	MOODY BIBLE INSTITUTE OF CHICAGO	AMP					20	95	5464	84	
NM13	SPOKANE	4NIT612K	NORTH IDAHO COLLEGE AEROSPACE CENTER OF EXCELLENCE	AMA	1	1	100%	77	6	33	6289	87	*

SCHOOL NORMS VS NATIONAL PASSING NORMS
1ST TEST ATTEMPT WITHIN 60 DAYS OF GRADUATION

AMA - AMG - AMP

8080-08
2 QTR 2020

FSDO ID	FSDO NAME	SCHOOL CERTIFICATE #	SCHOOL NAME	TEST CODE	CURRENT QUARTER Apr 1, 2020 to Jun 30, 2020				TWO YEAR ACCUMULATIVE Jul 1, 2018 to Jun 30, 2020				
					# of Applicants	# of Applicants Passed	% of Applicants Passed	Average Grade	School Applicants	School Norm	National Applicants	National Norm	§147.38a
NM13	SPOKANE	4NIT612K	NORTH IDAHO COLLEGE AEROSPACE CENTER OF EXCELLENCE	AMG	1	1	100%	73	6	83	7244	81	
NM13	SPOKANE	EL8T116Q	BIG BEND COMMUNITY COLLEGE	AMA					3	100	6289	87	
NM13	SPOKANE	EL8T116Q	BIG BEND COMMUNITY COLLEGE	AMG					3	33	7244	81	*
NM13	SPOKANE	EL8T116Q	BIG BEND COMMUNITY COLLEGE	AMP	1	0	0%	58	9	89	5467	84	
NM13	SPOKANE	GJ6T563N	SPOKANE COMMUNITY COLLEGE	AMA					15	100	6289	87	
NM13	SPOKANE	GJ6T563N	SPOKANE COMMUNITY COLLEGE	AMG					14	93	7244	81	
NM13	SPOKANE	GJ6T563N	SPOKANE COMMUNITY COLLEGE	AMP	4	4	100%	86	17	76	5468	84	
SO09	ALABAMA & NW FLORIDA	3AQT606K	ALABAMA AVIATION CENTER A UNITE OF ENTERPRISE STAT	AMA					5	100	6289	87	
SO09	ALABAMA & NW FLORIDA	3AQT606K	ALABAMA AVIATION CENTER A UNITE OF ENTERPRISE STAT	AMG					10	90	7244	81	
SO09	ALABAMA & NW FLORIDA	3AQT606K	ALABAMA AVIATION CENTER A UNITE OF ENTERPRISE STAT	AMP					3	100	5464	84	
SO09	ALABAMA & NW FLORIDA	5GST621K	GEORGE STONE TECHNICAL CENTER	AMA					40	90	6289	87	
SO09	ALABAMA & NW FLORIDA	5GST621K	GEORGE STONE TECHNICAL CENTER	AMG	12	8	67%	73	52	63	7244	81	*
SO09	ALABAMA & NW FLORIDA	5GST621K	GEORGE STONE TECHNICAL CENTER	AMP	16	12	75%	77	37	89	5480	84	
SO09	ALABAMA & NW FLORIDA	77HT588K	HANEY TECHNICAL CENTER HIGH SCHOOL	AMA					1	100	6289	87	
SO09	ALABAMA & NW FLORIDA	77HT588K	HANEY TECHNICAL CENTER HIGH SCHOOL	AMG					9	67	7244	81	
SO09	ALABAMA & NW FLORIDA	77HT588K	HANEY TECHNICAL CENTER HIGH SCHOOL	AMP					2	100	5464	84	
SO09	ALABAMA & NW FLORIDA	EN4T160M	ALABAMA AVIATION CENTER A UNIT OF ENTERPRISE COMMU	AMA					81	98	6289	87	
SO09	ALABAMA & NW FLORIDA	EN4T160M	ALABAMA AVIATION CENTER A UNIT OF ENTERPRISE COMMU	AMG	2	2	100%	75	95	84	7244	81	

SCHOOL NORMS VS NATIONAL PASSING NORMS
1ST TEST ATTEMPT WITHIN 60 DAYS OF GRADUATION

AMA - AMG - AMP

8080-08
2 QTR 2020

FSDO ID	FSDO NAME	SCHOOL CERTIFICATE #	SCHOOL NAME	TEST CODE	CURRENT QUARTER Apr 1, 2020 to Jun 30, 2020				TWO YEAR ACCUMULATIVE Jul 1, 2018 to Jun 30, 2020				
					# of Applicants	# of Applicants Passed	% of Applicants Passed	Average Grade	School Applicants	School Norm	National Applicants	National Norm	\$147.38a
SO09	ALABAMA & NW FLORIDA	EN4T160M	ALABAMA AVIATION CENTER A UNIT OF ENTERPRISE COMMU	AMP					67	99	5466	84	
SO09	ALABAMA & NW FLORIDA	QLAT006K	ALABAMA AVIATION CENTER MOBILE OF COASTAL ALABAMA COMMUNITY COLLEGE	AMA					16	100	6289	87	
SO09	ALABAMA & NW FLORIDA	QLAT006K	ALABAMA AVIATION CENTER MOBILE OF COASTAL ALABAMA COMMUNITY COLLEGE	AMG					38	84	7244	81	
SO09	ALABAMA & NW FLORIDA	QLAT006K	ALABAMA AVIATION CENTER MOBILE OF COASTAL ALABAMA COMMUNITY COLLEGE	AMP					26	100	5466	84	
SO11	ATLANTA	1CVT581K	GEORGIA NORTHWESTERN TECHNICAL COLLEGE	AMA	2	2	100%	84	16	100	6289	87	
SO11	ATLANTA	1CVT581K	GEORGIA NORTHWESTERN TECHNICAL COLLEGE	AMG	2	2	100%	80	17	94	7244	81	
SO11	ATLANTA	1CVT581K	GEORGIA NORTHWESTERN TECHNICAL COLLEGE	AMP					20	90	5464	84	
SO11	ATLANTA	40ST600K	SAVANNAH TECHNICAL COLLEGE	AMA					22	86	6289	87	
SO11	ATLANTA	40ST600K	SAVANNAH TECHNICAL COLLEGE	AMG					23	83	7244	81	
SO11	ATLANTA	40ST600K	SAVANNAH TECHNICAL COLLEGE	AMP					24	92	5464	84	
SO11	ATLANTA	AU8T098K	AUGUSTA TECHNICAL COLLEGE	AMA					2	50	6289	87	*
SO11	ATLANTA	AU8T098K	AUGUSTA TECHNICAL COLLEGE	AMG					3	67	7244	81	
SO11	ATLANTA	AU8T098K	AUGUSTA TECHNICAL COLLEGE	AMP					2	100	5464	84	
SO11	ATLANTA	CU9T073R	SOUTH GEORGIA TECHNICAL COLLEGE	AMA					7	100	6289	87	
SO11	ATLANTA	CU9T073R	SOUTH GEORGIA TECHNICAL COLLEGE	AMG					10	80	7244	81	
SO11	ATLANTA	CU9T073R	SOUTH GEORGIA TECHNICAL COLLEGE	AMP					16	94	5465	84	
SO11	ATLANTA	GV0T010K	CENTRAL GEORGIA TECHNICAL COLLEGE	AMA					6	100	6289	87	
SO11	ATLANTA	GV0T010K	CENTRAL GEORGIA TECHNICAL COLLEGE	AMG	2	2	100%	87	15	93	7244	81	
SO11	ATLANTA	GV0T010K	CENTRAL GEORGIA TECHNICAL COLLEGE	AMP	3	3	100%	89	12	83	5467	84	
SO11	ATLANTA	HG6T054K	MIDDLE GEORGIA STATE UNIVERSITY	AMA	5	4	80%	80	39	92	6289	87	
SO11	ATLANTA	HG6T054K	MIDDLE GEORGIA STATE UNIVERSITY	AMG	6	6	100%	81	37	89	7244	81	
SO11	ATLANTA	HG6T054K	MIDDLE GEORGIA STATE UNIVERSITY	AMP	4	4	100%	80	42	93	5473	84	
SO11	ATLANTA	VI8T077K	TECHNICAL EDUCATION SERVICES INC	AMA	16	14	88%	82	361	81	6289	87	

SCHOOL NORMS VS NATIONAL PASSING NORMS
1ST TEST ATTEMPT WITHIN 60 DAYS OF GRADUATION

AMA - AMG - AMP

8080-08
2 QTR 2020

FSDO ID	FSDO NAME	SCHOOL CERTIFICATE #	SCHOOL NAME	TEST CODE	CURRENT QUARTER Apr 1, 2020 to Jun 30, 2020				TWO YEAR ACCUMULATIVE Jul 1, 2018 to Jun 30, 2020				
					# of Applicants	# of Applicants Passed	% of Applicants Passed	Average Grade	School Applicants	School Norm	National Applicants	National Norm	\$147.38a
SO11	ATLANTA	VI8T077K	TECHNICAL EDUCATION SERVICES INC	AMG	18	18	100%	81	487	79	7244	81	
SO11	ATLANTA	VI8T077K	TECHNICAL EDUCATION SERVICES INC	AMP	17	16	94%	84	302	80	5501	84	
SO13	COLUMBIA	3PIT597K	PITTSBURGH INSTITUTE OF AERONAUTICS	AMA	13	9	69%	78	88	85	6289	87	
SO13	COLUMBIA	3PIT597K	PITTSBURGH INSTITUTE OF AERONAUTICS	AMG	12	11	92%	78	95	84	7244	81	
SO13	COLUMBIA	3PIT597K	PITTSBURGH INSTITUTE OF AERONAUTICS	AMP	13	9	69%	74	98	81	5494	84	
SO13	COLUMBIA	EC9T107R	TRIDENT TECHNICAL COLLEGE	AMA					13	77	6289	87	
SO13	COLUMBIA	EC9T107R	TRIDENT TECHNICAL COLLEGE	AMG					11	91	7244	81	
SO13	COLUMBIA	EC9T107R	TRIDENT TECHNICAL COLLEGE	AMP					12	83	5465	84	
SO13	COLUMBIA	EI9T113R	GREENVILLE TECHNICAL COLLEGE	AMA					12	100	6289	87	
SO13	COLUMBIA	EI9T113R	GREENVILLE TECHNICAL COLLEGE	AMG					19	95	7244	81	
SO13	COLUMBIA	EI9T113R	GREENVILLE TECHNICAL COLLEGE	AMP					17	100	5467	84	
SO15	ORLANDO	2RIT619K	ARI BEN AVIATOR INC	AMA					3	100	6289	87	
SO15	ORLANDO	2RIT619K	ARI BEN AVIATOR INC	AMG					4	100	7244	81	
SO15	ORLANDO	2RIT619K	ARI BEN AVIATOR INC	AMP					2	100	5466	84	
SO15	ORLANDO	6CKT604K	CENTRAL FLORIDA AEROSPACE ACADEMY	AMA					8	100	6289	87	
SO15	ORLANDO	6CKT604K	CENTRAL FLORIDA AEROSPACE ACADEMY	AMG	1	0	0%	63	4	75	7244	81	
SO15	ORLANDO	6CKT604K	CENTRAL FLORIDA AEROSPACE ACADEMY	AMP	8	7	88%	82	12	92	5472	84	
SO15	ORLANDO	6EFT614K	EASTERN FLORIDA STATE COLLEGE	AMA					31	100	6289	87	
SO15	ORLANDO	6EFT614K	EASTERN FLORIDA STATE COLLEGE	AMG					36	83	7244	81	
SO15	ORLANDO	6EFT614K	EASTERN FLORIDA STATE COLLEGE	AMP					31	94	5464	84	
SO15	ORLANDO	FHXT099K	FLORIDA STATE COLLEGE AT JACKSONVILLE AVIATION CEN	AMA					36	89	6289	87	
SO15	ORLANDO	FHXT099K	FLORIDA STATE COLLEGE AT JACKSONVILLE AVIATION CEN	AMG	4	3	75%	75	31	81	7244	81	
SO15	ORLANDO	FHXT099K	FLORIDA STATE COLLEGE AT JACKSONVILLE AVIATION CEN	AMP	5	4	80%	81	37	76	5469	84	

SCHOOL NORMS VS NATIONAL PASSING NORMS
1ST TEST ATTEMPT WITHIN 60 DAYS OF GRADUATION

AMA - AMG - AMP

8080-08
2 QTR 2020

FSDO ID	FSDO NAME	SCHOOL CERTIFICATE #	SCHOOL NAME	TEST CODE	CURRENT QUARTER Apr 1, 2020 to Jun 30, 2020				TWO YEAR ACCUMULATIVE Jul 1, 2018 to Jun 30, 2020				
					# of Applicants	# of Applicants Passed	% of Applicants Passed	Average Grade	School Applicants	School Norm	National Applicants	National Norm	\$147.38a
SO15	ORLANDO	NX4T404M	EMBRY RIDDLE AERONAUTICAL UNIVERSITY	AMA					52	98	6289	87	
SO15	ORLANDO	NX4T404M	EMBRY RIDDLE AERONAUTICAL UNIVERSITY	AMG					31	100	7244	81	
SO15	ORLANDO	NX4T404M	EMBRY RIDDLE AERONAUTICAL UNIVERSITY	AMP					64	98	5465	84	
SO15	ORLANDO	Q5VT572K	AVIATION INSTITUTE OF MAINTENANCE	AMA	27	21	78%	77	204	69	6289	87	*
SO15	ORLANDO	Q5VT572K	AVIATION INSTITUTE OF MAINTENANCE	AMG	25	10	40%	67	173	63	7244	81	*
SO15	ORLANDO	Q5VT572K	AVIATION INSTITUTE OF MAINTENANCE	AMP	38	22	58%	68	171	64	5513	84	*
SO19	SOUTH FLORIDA	9BBT598K	BOYNTON BEACH COMMUNITY HIGH SCHOOL	AMA					3	33	6289	87	*
SO19	SOUTH FLORIDA	9BBT598K	BOYNTON BEACH COMMUNITY HIGH SCHOOL	AMG					4	50	7244	81	*
SO19	SOUTH FLORIDA	CT9T072R	GEORGE T BAKER AVIATION TECHNICAL COLLEGE	AMA	3	2	67%	77	129	95	6289	87	
SO19	SOUTH FLORIDA	CT9T072R	GEORGE T BAKER AVIATION TECHNICAL COLLEGE	AMG	6	4	67%	73	217	77	7244	81	
SO19	SOUTH FLORIDA	CT9T072R	GEORGE T BAKER AVIATION TECHNICAL COLLEGE	AMP	3	3	100%	81	113	95	5476	84	
SO19	SOUTH FLORIDA	IP8T224Q	BROWARD COLLEGE	AMA					60	93	6289	87	
SO19	SOUTH FLORIDA	IP8T224Q	BROWARD COLLEGE	AMG	1	1	100%	90	53	89	7244	81	
SO19	SOUTH FLORIDA	IP8T224Q	BROWARD COLLEGE	AMP	1	1	100%	85	69	90	5467	84	
SO19	SOUTH FLORIDA	WT5T076K	LORENZO WALKER TECHNICAL COLLEGE	AMG					3	67	7244	81	
SO35	TAMPA	BU9T047R	LIVELY TECHNICAL CENTER	AMA					13	100	6289	87	
SO35	TAMPA	BU9T047R	LIVELY TECHNICAL CENTER	AMG					10	100	7244	81	
SO35	TAMPA	BU9T047R	LIVELY TECHNICAL CENTER	AMP	1	1	100%	76	15	93	5466	84	
SO35	TAMPA	DV9T100R	NATIONAL AVIATION ACADEMY OF MISSISSIPPI INC	AMA	5	4	80%	77	353	87	6289	87	
SO35	TAMPA	DV9T100R	NATIONAL AVIATION ACADEMY OF MISSISSIPPI INC	AMG	34	25	74%	76	463	83	7244	81	
SO35	TAMPA	DV9T100R	NATIONAL AVIATION ACADEMY OF MISSISSIPPI INC	AMP	15	6	40%	71	426	78	5504	84	
SO63	SAN JUAN	DN9T092R	PUERTO RICO AVIATION MAINTENANCE INSTITUTE	AMA					10	100	6289	87	
SO63	SAN JUAN	DN9T092R	PUERTO RICO AVIATION MAINTENANCE INSTITUTE	AMG					3	33	7244	81	*
SO63	SAN JUAN	DN9T092R	PUERTO RICO AVIATION MAINTENANCE INSTITUTE	AMP					5	100	5464	84	
SW01	ALBUQUERQUE	Q8UT573K	CENTRAL NEW MEXICO COMMUNITY COLLEGE	AMA					11	82	6289	87	
SW01	ALBUQUERQUE	Q8UT573K	CENTRAL NEW MEXICO COMMUNITY COLLEGE	AMG					17	94	7244	81	

SCHOOL NORMS VS NATIONAL PASSING NORMS
1ST TEST ATTEMPT WITHIN 60 DAYS OF GRADUATION

AMA - AMG - AMP

8080-08
2 QTR 2020

FSDO ID	FSDO NAME	SCHOOL CERTIFICATE #	SCHOOL NAME	TEST CODE	CURRENT QUARTER Apr 1, 2020 to Jun 30, 2020				TWO YEAR ACCUMULATIVE Jul 1, 2018 to Jun 30, 2020				
					# of Applicants	# of Applicants Passed	% of Applicants Passed	Average Grade	School Applicants	School Norm	National Applicants	National Norm	\$147.38a
SW01	ALBUQUERQUE	Q8UT573K	CENTRAL NEW MEXICO COMMUNITY COLLEGE	AMP	7	7	100%	87	16	100	5471	84	
SW03	BATON ROUGE	2BTT611K	BATON ROUGE COMMUNITY COLLEGE	AMA					6	100	6289	87	
SW03	BATON ROUGE	2BTT611K	BATON ROUGE COMMUNITY COLLEGE	AMG					7	100	7244	81	
SW03	BATON ROUGE	2BTT611K	BATON ROUGE COMMUNITY COLLEGE	AMP					5	100	5464	84	
SW03	BATON ROUGE	BB9T028R	SOWELA TECHNICAL COMMUNITY COLLEGE	AMA					2	50	6289	87	*
SW03	BATON ROUGE	BB9T028R	SOWELA TECHNICAL COMMUNITY COLLEGE	AMG					2	100	7244	81	
SW03	BATON ROUGE	BB9T028R	SOWELA TECHNICAL COMMUNITY COLLEGE	AMP					3	67	5464	84	
SW03	BATON ROUGE	LVFT015K	SOUTH LOUISIANA COMMUNITY COLLEGE	AMA					6	100	6289	87	
SW03	BATON ROUGE	LVFT015K	SOUTH LOUISIANA COMMUNITY COLLEGE	AMG					11	100	7244	81	
SW03	BATON ROUGE	LVFT015K	SOUTH LOUISIANA COMMUNITY COLLEGE	AMP					7	86	5464	84	
SW09	HOUSTON	9MUT613K	MICHICAGN INSTITUTE OF AERONAUTICS INC	AMA	1	0	0%	61	34	94	6289	87	
SW09	HOUSTON	9MUT613K	MICHICAGN INSTITUTE OF AERONAUTICS INC	AMG					63	83	7244	81	
SW09	HOUSTON	9MUT613K	MICHICAGN INSTITUTE OF AERONAUTICS INC	AMP	4	4	100%	82	43	100	5471	84	
SW09	HOUSTON	X88T585K	AVIATION INSTITUTE OF MAINTENANCE	AMA	6	6	100%	81	122	71	6289	87	*
SW09	HOUSTON	X88T585K	AVIATION INSTITUTE OF MAINTENANCE	AMG	6	4	67%	71	211	66	7244	81	*
SW09	HOUSTON	X88T585K	AVIATION INSTITUTE OF MAINTENANCE	AMP	8	8	100%	86	174	61	5488	84	*
SW11	LITTLE ROCK	2MCT601K	MID-SOUTH COMMUNITY COLLEGE	AMA					7	100	6289	87	
SW11	LITTLE ROCK	AW9T023R	PULASKI TECHNICAL COLLEGE	AMA	3	3	100%	89	9	89	6289	87	
SW11	LITTLE ROCK	AW9T023R	PULASKI TECHNICAL COLLEGE	AMG					16	94	7244	81	
SW11	LITTLE ROCK	AW9T023R	PULASKI TECHNICAL COLLEGE	AMP					12	83	5464	84	
SW11	LITTLE ROCK	BD9T030R	SOUTHERN ARKANSAS UNIVERSITY	AMA	2	1	50%	69	2	50	6289	87	*
SW11	LITTLE ROCK	BD9T030R	SOUTHERN ARKANSAS UNIVERSITY	AMG	1	1	100%	82	1	100	7244	81	
SW11	LITTLE ROCK	XSOT102K	SOUTHERN ARKANSAS UNIVERSITY TECH- TEXARKANA CAMPUS	AMG					1	100	7244	81	
SW13	LUBBOCK	AM0T064K	AMARILLO COLLEGE	AMA					6	67	6289	87	*
SW13	LUBBOCK	AM0T064K	AMARILLO COLLEGE	AMG					15	87	7244	81	

SCHOOL NORMS VS NATIONAL PASSING NORMS
1ST TEST ATTEMPT WITHIN 60 DAYS OF GRADUATION

AMA - AMG - AMP

8080-08
2 QTR 2020

FSDO ID	FSDO NAME	SCHOOL CERTIFICATE #	SCHOOL NAME	TEST CODE	CURRENT QUARTER Apr 1, 2020 to Jun 30, 2020				TWO YEAR ACCUMULATIVE Jul 1, 2018 to Jun 30, 2020				
					# of Applicants	# of Applicants Passed	% of Applicants Passed	Average Grade	School Applicants	School Norm	National Applicants	National Norm	\$147.38a
SW13	LUBBOCK	AM0T064K	AMARILLO COLLEGE	AMP	8	6	75%	77	9	78	5472	84	
SW13	LUBBOCK	BC9T029R	EASTERN NEW MEXICO UNIVERSITY	AMA	1	1	100%	79	10	90	6289	87	
SW13	LUBBOCK	BC9T029R	EASTERN NEW MEXICO UNIVERSITY	AMG	1	0	0%	68	11	82	7244	81	
SW13	LUBBOCK	BC9T029R	EASTERN NEW MEXICO UNIVERSITY	AMP					5	100	5464	84	
SW13	LUBBOCK	VMCT038K	MIDLAND COLLEGE AMT	AMA					9	100	6289	87	
SW13	LUBBOCK	VMCT038K	MIDLAND COLLEGE AMT	AMG					9	100	7244	81	
SW13	LUBBOCK	VMCT038K	MIDLAND COLLEGE AMT	AMP					8	100	5464	84	
SW13	LUBBOCK	XMOT044K	TEXAS STATE TECHNICAL COLLEGE	AMA					5	60	6289	87	*
SW13	LUBBOCK	XMOT044K	TEXAS STATE TECHNICAL COLLEGE	AMG					8	75	7244	81	
SW13	LUBBOCK	XMOT044K	TEXAS STATE TECHNICAL COLLEGE	AMP					7	100	5464	84	
SW13	LUBBOCK	XW5T078K	SOUTHWEST TECHNOLOGY CENTER	AMA					9	100	6289	87	
SW13	LUBBOCK	XW5T078K	SOUTHWEST TECHNOLOGY CENTER	AMG					12	50	7244	81	*
SW13	LUBBOCK	XW5T078K	SOUTHWEST TECHNOLOGY CENTER	AMP	1	0	0%	68	27	81	5479	84	
SW15	OKLAHOMA CITY	BE9T031R	METRO-TECH AVIATION CAREER CENTER	AMA					45	98	6289	87	
SW15	OKLAHOMA CITY	BE9T031R	METRO-TECH AVIATION CAREER CENTER	AMG					60	95	7244	81	
SW15	OKLAHOMA CITY	BE9T031R	METRO-TECH AVIATION CAREER CENTER	AMP					52	92	5474	84	
SW15	OKLAHOMA CITY	BF9T032R	TULSA TECHNOLOGY CENTER SCHOOL DISTRICT NUMBER 18	AMA	3	3	100%	87	37	97	6289	87	
SW15	OKLAHOMA CITY	BF9T032R	TULSA TECHNOLOGY CENTER SCHOOL DISTRICT NUMBER 18	AMG					41	93	7244	81	
SW15	OKLAHOMA CITY	BF9T032R	TULSA TECHNOLOGY CENTER SCHOOL DISTRICT NUMBER 18	AMP	3	3	100%	83	38	100	5473	84	
SW15	OKLAHOMA CITY	BG9T033R	GORDON COOPER TECHNOLOGY CENTER	AMA					32	97	6289	87	
SW15	OKLAHOMA CITY	BG9T033R	GORDON COOPER TECHNOLOGY CENTER	AMG	1	1	100%	70	17	100	7244	81	
SW15	OKLAHOMA CITY	BG9T033R	GORDON COOPER TECHNOLOGY CENTER	AMP					30	97	5469	84	
SW15	OKLAHOMA CITY	CB9T054R	SPARTAN EDUCATION LLC	AMA	2	2	100%	83	55	93	6289	87	

SCHOOL NORMS VS NATIONAL PASSING NORMS
1ST TEST ATTEMPT WITHIN 60 DAYS OF GRADUATION

AMA - AMG - AMP

8080-08
2 QTR 2020

FSDO ID	FSDO NAME	SCHOOL CERTIFICATE #	SCHOOL NAME	TEST CODE	CURRENT QUARTER Apr 1, 2020 to Jun 30, 2020				TWO YEAR ACCUMULATIVE Jul 1, 2018 to Jun 30, 2020				
					# of Applicants	# of Applicants Passed	% of Applicants Passed	Average Grade	School Applicants	School Norm	National Applicants	National Norm	\$147.38a
SW15	OKLAHOMA CITY	CB9T054R	SPARTAN EDUCATION LLC	AMG	1	1	100%	77	28	75	7244	81	
SW15	OKLAHOMA CITY	CB9T054R	SPARTAN EDUCATION LLC	AMP	2	1	50%	78	63	86	5471	84	
SW15	OKLAHOMA CITY	VVLT036R	CANADIAN VALLEY TECHNOLOGY CENTER	AMA					14	93	6289	87	
SW15	OKLAHOMA CITY	VVLT036R	CANADIAN VALLEY TECHNOLOGY CENTER	AMG					15	100	7244	81	
SW15	OKLAHOMA CITY	VVLT036R	CANADIAN VALLEY TECHNOLOGY CENTER	AMP	2	2	100%	81	6	100	5469	84	
SW17	SAN ANTONIO	BJ2T718K	HALLMARK UNIVERSITY, INC.	AMA	17	13	76%	76	120	84	6289	87	
SW17	SAN ANTONIO	BJ2T718K	HALLMARK UNIVERSITY, INC.	AMG	5	5	100%	84	99	90	7244	81	
SW17	SAN ANTONIO	BJ2T718K	HALLMARK UNIVERSITY, INC.	AMP	12	10	83%	79	82	90	5479	84	
SW17	SAN ANTONIO	D18T094K	DEL MAR COLLEGE	AMG					3	67	7244	81	
SW17	SAN ANTONIO	D18T094K	DEL MAR COLLEGE	AMP					1	100	5464	84	
SW17	SAN ANTONIO	PHJT009K	ST PHILIPS COLLEGE	AMA					6	100	6289	87	
SW17	SAN ANTONIO	PHJT009K	ST PHILIPS COLLEGE	AMG					23	91	7244	81	
SW17	SAN ANTONIO	PHJT009K	ST PHILIPS COLLEGE	AMP					14	100	5464	84	
SW17	SAN ANTONIO	ZUTT051K	TEXAS STATE TECHNICAL COLLEGE	AMA					10	90	6289	87	
SW17	SAN ANTONIO	ZUTT051K	TEXAS STATE TECHNICAL COLLEGE	AMG					10	60	7244	81	*
SW17	SAN ANTONIO	ZUTT051K	TEXAS STATE TECHNICAL COLLEGE	AMP					11	82	5464	84	
SW19	NORTH TEXAS	AZ9T026R	TARRANT COUNTY COLLEGE	AMA	1	1	100%	86	81	93	6289	87	
SW19	NORTH TEXAS	AZ9T026R	TARRANT COUNTY COLLEGE	AMG	1	1	100%	92	90	87	7244	81	
SW19	NORTH TEXAS	AZ9T026R	TARRANT COUNTY COLLEGE	AMP					72	93	5470	84	
SW19	NORTH TEXAS	FT8T150Q	TEXAS STATE TECHNICAL COLLEGE	AMA					22	91	6289	87	
SW19	NORTH TEXAS	FT8T150Q	TEXAS STATE TECHNICAL COLLEGE	AMG					25	88	7244	81	
SW19	NORTH TEXAS	FT8T150Q	TEXAS STATE TECHNICAL COLLEGE	AMP	1	1	100%	85	30	93	5468	84	
SW19	NORTH TEXAS	GM8T169Q	LETOURNEAU UNIVERSITY	AMA	7	6	86%	78	30	93	6289	87	
SW19	NORTH TEXAS	GM8T169Q	LETOURNEAU UNIVERSITY	AMG	6	5	83%	79	29	93	7244	81	
SW19	NORTH TEXAS	GM8T169Q	LETOURNEAU UNIVERSITY	AMP	5	4	80%	76	27	89	5470	84	

SCHOOL NORMS VS NATIONAL PASSING NORMS
1ST TEST ATTEMPT WITHIN 60 DAYS OF GRADUATION

AMA - AMG - AMP

8080-08
2 QTR 2020

FSDO ID	FSDO NAME	SCHOOL CERTIFICATE #	SCHOOL NAME	TEST CODE	CURRENT QUARTER Apr 1, 2020 to Jun 30, 2020				TWO YEAR ACCUMULATIVE Jul 1, 2018 to Jun 30, 2020				
					# of Applicants	# of Applicants Passed	% of Applicants Passed	Average Grade	School Applicants	School Norm	National Applicants	National Norm	\$147.38a
SW19	NORTH TEXAS	U5DT571K	AVIATION INSTITUTE OF MAINTENANCE	AMA	13	9	69%	78	177	68	6289	87	*
SW19	NORTH TEXAS	U5DT571K	AVIATION INSTITUTE OF MAINTENANCE	AMG	15	9	60%	72	302	71	7244	81	*
SW19	NORTH TEXAS	U5DT571K	AVIATION INSTITUTE OF MAINTENANCE	AMP	9	7	78%	78	174	61	5495	84	*
SW31	JACKSON	DU9T099R	HINDS COMMUNITY COLLEGE DISTRICT	AMA	6	5	83%	80	11	91	6289	87	
SW31	JACKSON	DU9T099R	HINDS COMMUNITY COLLEGE DISTRICT	AMG					21	90	7244	81	
SW31	JACKSON	DU9T099R	HINDS COMMUNITY COLLEGE DISTRICT	AMP					19	95	5464	84	
SW31	JACKSON	EH9T112R	NORTHWEST MISSISSIPPI COMMUNITY COLLEGE	AMA	10	8	80%	74	13	85	6289	87	
SW31	JACKSON	EH9T112R	NORTHWEST MISSISSIPPI COMMUNITY COLLEGE	AMG					9	100	7244	81	
SW31	JACKSON	EH9T112R	NORTHWEST MISSISSIPPI COMMUNITY COLLEGE	AMP					18	89	5464	84	
WP01	VAN NUYS	CZ9T078R	NORTH VALLEY OCCUPATIONAL CENTER	AMA	1	1	100%	70	23	96	6289	87	
WP01	VAN NUYS	CZ9T078R	NORTH VALLEY OCCUPATIONAL CENTER	AMG	1	1	100%	88	22	86	7244	81	
WP01	VAN NUYS	CZ9T078R	NORTH VALLEY OCCUPATIONAL CENTER	AMP	1	1	100%	83	21	95	5466	84	
WP01	VAN NUYS	VLTT024K	ANTELOPE VALLEY COMMUNITY COLLEGE	AMA	3	2	67%	79	3	67	6289	87	*
WP01	VAN NUYS	VLTT024K	ANTELOPE VALLEY COMMUNITY COLLEGE	AMG					7	100	7244	81	
WP01	VAN NUYS	VLTT024K	ANTELOPE VALLEY COMMUNITY COLLEGE	AMP					9	100	5464	84	
WP05	LONG BEACH	DP9T094R	ORANGE COAST COLLEGE	AMA					17	94	6289	87	
WP05	LONG BEACH	DP9T094R	ORANGE COAST COLLEGE	AMG					21	95	7244	81	
WP05	LONG BEACH	DP9T094R	ORANGE COAST COLLEGE	AMP					15	100	5464	84	
WP07	SCOTTSDALE	7WET596K	WESTERN MARICOPA EDUCATION CENTER	AMA					9	100	6289	87	
WP07	SCOTTSDALE	7WET596K	WESTERN MARICOPA EDUCATION CENTER	AMG					24	79	7244	81	
WP07	SCOTTSDALE	7WET596K	WESTERN MARICOPA EDUCATION CENTER	AMP					12	67	5464	84	
WP07	SCOTTSDALE	GBIT003K	CHANDLER-GILBERT COMMUNITY COLLEGE	AMA					75	91	6289	87	
WP07	SCOTTSDALE	GBIT003K	CHANDLER-GILBERT COMMUNITY COLLEGE	AMG					72	85	7244	81	
WP07	SCOTTSDALE	GBIT003K	CHANDLER-GILBERT COMMUNITY COLLEGE	AMP					63	84	5465	84	
WP07	SCOTTSDALE	IZPT564X	PIMA COUNTY COMMUNITY COLLEGE	AMA					18	94	6289	87	

SCHOOL NORMS VS NATIONAL PASSING NORMS
1ST TEST ATTEMPT WITHIN 60 DAYS OF GRADUATION

AMA - AMG - AMP

8080-08
2 QTR 2020

FSDO ID	FSDO NAME	SCHOOL CERTIFICATE #	SCHOOL NAME	TEST CODE	CURRENT QUARTER Apr 1, 2020 to Jun 30, 2020				TWO YEAR ACCUMULATIVE Jul 1, 2018 to Jun 30, 2020				
					# of Applicants	# of Applicants Passed	% of Applicants Passed	Average Grade	School Applicants	School Norm	National Applicants	National Norm	\$147.38a
WP07	SCOTTSDALE	IZPT564X	PIMA COUNTY COMMUNITY COLLEGE	AMG					24	96	7244	81	
WP07	SCOTTSDALE	IZPT564X	PIMA COUNTY COMMUNITY COLLEGE	AMP					28	96	5466	84	
WP09	SAN DIEGO	CM9T065R	SAN DIEGO COMMUNITY COLLEGE DISTRIC	AMA					12	100	6289	87	
WP09	SAN DIEGO	CM9T065R	SAN DIEGO COMMUNITY COLLEGE DISTRIC	AMG					13	85	7244	81	
WP09	SAN DIEGO	CM9T065R	SAN DIEGO COMMUNITY COLLEGE DISTRIC	AMP					12	92	5465	84	
WP13	HONOLULU	DI9T087R	HONOLULU COMMUNITY COLLEGE - DEPT OF AERONAUTICS	AMA					23	100	6289	87	
WP13	HONOLULU	DI9T087R	HONOLULU COMMUNITY COLLEGE - DEPT OF AERONAUTICS	AMG	2	2	100%	79	18	100	7244	81	
WP13	HONOLULU	DI9T087R	HONOLULU COMMUNITY COLLEGE - DEPT OF AERONAUTICS	AMP					18	100	5464	84	
WP15	SAN JOSE	DJ9T088R	GAVILAN COLLEGE	AMA					16	88	6289	87	
WP15	SAN JOSE	DJ9T088R	GAVILAN COLLEGE	AMG					17	94	7244	81	
WP15	SAN JOSE	DJ9T088R	GAVILAN COLLEGE	AMP	1	1	100%	86	10	80	5465	84	
WP17	FRESNO	CU3T436L	REEDLEY COLLEGE	AMA	3	3	100%	79	14	93	6289	87	
WP17	FRESNO	CU3T436L	REEDLEY COLLEGE	AMG	4	4	100%	88	14	100	7244	81	
WP17	FRESNO	CU3T436L	REEDLEY COLLEGE	AMP	3	2	67%	75	14	86	5467	84	
WP17	FRESNO	YSJT030K	SAN JOAQUIN VALLEY COLLEGE INC	AMA					37	97	6289	87	
WP17	FRESNO	YSJT030K	SAN JOAQUIN VALLEY COLLEGE INC	AMG					39	90	7244	81	
WP17	FRESNO	YSJT030K	SAN JOAQUIN VALLEY COLLEGE INC	AMP	3	3	100%	80	47	94	5473	84	
WP19	LAS VEGAS	9VMT610K	AVIATION INSTITUTE OF MAINTENANCE	AMA	10	8	80%	76	244	65	6289	87	*
WP19	LAS VEGAS	9VMT610K	AVIATION INSTITUTE OF MAINTENANCE	AMG	9	6	67%	73	375	68	7244	81	*
WP19	LAS VEGAS	9VMT610K	AVIATION INSTITUTE OF MAINTENANCE	AMP	15	10	67%	78	239	63	5513	84	*
WP21	RIVERSIDE	2S1T589K	VICTOR VALLEY COLLEGE SCLA SCHOOL OF AVIATION TECH	AMA					16	100	6289	87	
WP21	RIVERSIDE	2S1T589K	VICTOR VALLEY COLLEGE SCLA SCHOOL OF AVIATION TECH	AMP					9	89	5464	84	

SCHOOL NORMS VS NATIONAL PASSING NORMS
1ST TEST ATTEMPT WITHIN 60 DAYS OF GRADUATION

AMA - AMG - AMP

8080-08
2 QTR 2020

FSDO ID	FSDO NAME	SCHOOL CERTIFICATE #	SCHOOL NAME	TEST CODE	CURRENT QUARTER Apr 1, 2020 to Jun 30, 2020				TWO YEAR ACCUMULATIVE Jul 1, 2018 to Jun 30, 2020				
					# of Applicants	# of Applicants Passed	% of Applicants Passed	Average Grade	School Applicants	School Norm	National Applicants	National Norm	\$147.38a
WP21	RIVERSIDE	7BIT627K	BOUNTY ISLAND CORPORATION	AMA	1	0	0%	63	46	91	6289	87	
WP21	RIVERSIDE	7BIT627K	BOUNTY ISLAND CORPORATION	AMG					43	84	7244	81	
WP21	RIVERSIDE	7BIT627K	BOUNTY ISLAND CORPORATION	AMP					24	92	5466	84	
WP21	RIVERSIDE	CK9T063R	CHAFFEY COMMUNITY COLLEGE	AMA					42	100	6289	87	
WP21	RIVERSIDE	CK9T063R	CHAFFEY COMMUNITY COLLEGE	AMG					48	83	7244	81	
WP21	RIVERSIDE	CK9T063R	CHAFFEY COMMUNITY COLLEGE	AMP	1	1	100%	81	49	94	5470	84	
WP21	RIVERSIDE	HO8T197Q	SAN BERNARDINO VALLEY COLLEGE	AMA					7	100	6289	87	
WP21	RIVERSIDE	HO8T197Q	SAN BERNARDINO VALLEY COLLEGE	AMG					11	82	7244	81	
WP21	RIVERSIDE	HO8T197Q	SAN BERNARDINO VALLEY COLLEGE	AMP					13	92	5464	84	
WP23	LOS ANGELES	CQ9T069R	MT SAN ANTONIO COLLEGE	AMA					12	100	6289	87	
WP23	LOS ANGELES	CQ9T069R	MT SAN ANTONIO COLLEGE	AMG					12	83	7244	81	
WP23	LOS ANGELES	CQ9T069R	MT SAN ANTONIO COLLEGE	AMP					17	82	5464	84	
WP23	LOS ANGELES	GH3T527L	WEST LOS ANGELES COLLEGE	AMA					30	93	6289	87	
WP23	LOS ANGELES	GH3T527L	WEST LOS ANGELES COLLEGE	AMG					38	95	7244	81	
WP23	LOS ANGELES	GH3T527L	WEST LOS ANGELES COLLEGE	AMP	5	5	100%	86	28	89	5471	84	
WP23	LOS ANGELES	NR0T084K	SPARTAN COLLEGE OF AERONAUTICS & TECHNOLOGY	AMA					71	86	6289	87	
WP23	LOS ANGELES	NR0T084K	SPARTAN COLLEGE OF AERONAUTICS & TECHNOLOGY	AMG					103	86	7244	81	
WP23	LOS ANGELES	NR0T084K	SPARTAN COLLEGE OF AERONAUTICS & TECHNOLOGY	AMP					81	88	5471	84	
WP25	SACRAMENTO	BI9T035R	SACRAMENTO CITY COLLEGE	AMA					26	100	6289	87	
WP25	SACRAMENTO	BI9T035R	SACRAMENTO CITY COLLEGE	AMG					24	100	7244	81	
WP25	SACRAMENTO	BI9T035R	SACRAMENTO CITY COLLEGE	AMP	1	1	100%	91	22	100	5468	84	
WP25	SACRAMENTO	DB9T080R	SOLANO COMM COLLEGE SCHOOL OF AERO	AMA	4	4	100%	87	16	81	6289	87	
WP25	SACRAMENTO	DB9T080R	SOLANO COMM COLLEGE SCHOOL OF AERO	AMG	1	0	0%	65	2	50	7244	81	*

SCHOOL NORMS VS NATIONAL PASSING NORMS
1ST TEST ATTEMPT WITHIN 60 DAYS OF GRADUATION

AMA - AMG - AMP

8080-08
2 QTR 2020

FSDO ID	FSDO NAME	SCHOOL CERTIFICATE #	SCHOOL NAME	TEST CODE	CURRENT QUARTER Apr 1, 2020 to Jun 30, 2020				TWO YEAR ACCUMULATIVE Jul 1, 2018 to Jun 30, 2020				
					# of Applicants	# of Applicants Passed	% of Applicants Passed	Average Grade	School Applicants	School Norm	National Applicants	National Norm	\$147.38a
WP25	SACRAMENTO	DB9T080R	SOLANO COMM COLLEGE SCHOOL OF AERO	AMP					10	90	5464	84	
WP27	OAKLAND	2AQT602K	AVIATION INSTITUTE OF MAINTENANCE OAKLAND CAMPUS	AMA	4	3	75%	77	70	91	6289	87	
WP27	OAKLAND	2AQT602K	AVIATION INSTITUTE OF MAINTENANCE OAKLAND CAMPUS	AMG	2	2	100%	81	68	81	7244	81	
WP27	OAKLAND	2AQT602K	AVIATION INSTITUTE OF MAINTENANCE OAKLAND CAMPUS	AMP	5	4	80%	74	82	89	5475	84	
WP27	OAKLAND	CO9T067R	COLLEGE OF ALAMEDA	AMA					31	87	6289	87	
WP27	OAKLAND	CO9T067R	COLLEGE OF ALAMEDA	AMG					27	78	7244	81	
WP27	OAKLAND	CO9T067R	COLLEGE OF ALAMEDA	AMP					29	90	5464	84	
WP27	OAKLAND	DC9T081R	CITY COLLEGE OF SAN FRANCISCO	AMA					7	86	6289	87	
WP27	OAKLAND	DC9T081R	CITY COLLEGE OF SAN FRANCISCO	AMG					8	75	7244	81	
WP27	OAKLAND	DC9T081R	CITY COLLEGE OF SAN FRANCISCO	AMP					10	80	5466	84	

SCHOOL NORMS VS NATIONAL PASSING NORMS
1ST TEST ATTEMPT WITHIN 60 DAYS OF GRADUATION
PERCENTAGE OF QUESTIONS PASSED BY TOPIC

AMA

8080-08
2 QTR 2020

JUL 1, 2019 TO JUN 30, 2020

FSDO ID	FSDO NAME	SCHOOL CERTIFICATE #	SCHOOL NAME	JUL 1, 2019 TO JUN 30, 2020																
				Wood Structures	Aircraft Covering	Aircraft Finishes	Sheet Metal and Non-Metallic Structures	Welding	Assembly and Rigging	Airframe Inspection	Aircraft Landing Gear Systems	Hydraulic and Pneumatic Power Systems	Cabin Atmosphere Control Systems	Aircraft Instrument Systems	Communication and Navigation Systems	Aircraft Fuel Systems	Aircraft Electrical Systems	Position and Warning Systems	Ice and Rain Control Systems	Fire Protection Systems
			NATIONAL	85.3%	82.3%	82.7%	81.3%	85.7%	84.3%	76.2%	80.1%	79.8%	76.7%	79.3%	80.6%	81.1%	77.0%	80.9%	79.0%	84.6%
AL01	FAIRBANKS	DW9T101R	UNIVERSITY OF ALASKA FAIRBANKS	92.3%	91.7%	84.6%	92.4%	94.9%	86.7%	94.1%	83.3%	77.6%	85.5%	86.7%	90.0%	81.8%	83.6%	86.4%	72.2%	88.6%
AL03	ANCHORAGE	DQ9T095R	UNIVERSITY OF ALASKA ANCHORAGE	91.7%	100.0%	90.9%	87.9%	81.8%	92.2%	81.8%	83.1%	76.1%	81.8%	92.9%	87.3%	86.8%	84.4%	89.1%	93.9%	93.8%
CE01	DES MOINES	BJ9T036R	IOWA WESTERN COMMUNITY COLLEGE	100.0%	100.0%	100.0%	91.4%	100.0%	81.0%	100.0%	96.0%	93.1%	90.5%	86.7%	100.0%	78.8%	76.5%	93.3%	66.7%	100.0%
CE01	DES MOINES	BL9T038R	INDIAN HILLS COMMUNITY COLLEGE	100.0%	100.0%	100.0%	100.0%	100.0%	85.7%	100.0%	100.0%	80.0%	100.0%	100.0%	100.0%	90.9%	76.5%	100.0%	100.0%	100.0%
CE03	ST LOUIS	CY9T077R	STATE TECHNICAL COLLEGE OF MISSOURI	37.5%	75.0%	87.5%	90.6%	87.5%	89.3%	100.0%	84.4%	80.0%	78.6%	85.4%	75.0%	86.4%	86.0%	85.0%	79.2%	95.7%
CE03	ST LOUIS	DEMT159D	COMMUNITY COLLEGE DISTRICT NUMBER 522	100.0%	66.7%	100.0%	80.6%	100.0%	85.7%	100.0%	79.2%	83.3%	71.4%	93.3%	100.0%	93.9%	86.3%	100.0%	77.8%	77.8%
CE05	KANSAS CITY	U5ET092K	TECHNICAL EDUCATION SERVICES INC	80.0%	70.0%	78.3%	77.4%	87.0%	81.8%	71.4%	80.0%	76.3%	78.1%	78.4%	80.0%	78.2%	74.9%	83.0%	81.7%	90.4%
CE07	WICHITA	Q6ZT586K	WICHITA AREA TECHNICAL COLLEGE	87.9%	87.5%	80.6%	81.2%	86.1%	85.0%	75.0%	79.7%	77.5%	75.5%	72.7%	78.8%	80.1%	75.5%	78.6%	77.1%	90.9%
CE09	LINCOLN	BX9T050R	WESTERN NEBRASKA COMMUNITY COLLEGE	80.0%	100.0%	40.0%	93.3%	93.3%	94.3%	100.0%	95.1%	95.9%	88.6%	100.0%	92.0%	94.5%	85.9%	92.0%	80.0%	80.0%
CE17	LOUISVILLE	9JCT625K	JEFFERSON COMMUNITY TECHNICAL COLLEGE	0.0%	0.0%	0.0%	50.0%	66.7%	57.1%	100.0%	37.5%	30.0%	42.9%	60.0%	40.0%	63.6%	58.8%	60.0%	66.7%	66.7%
CE19	NASHVILLE	MQJT005K	DEPT OF AEROSPACE MIDDLE TENNESSEE	100.0%	100.0%	75.0%	85.1%	91.7%	92.9%	75.0%	84.8%	92.3%	75.0%	95.0%	75.0%	88.6%	83.8%	80.0%	91.7%	83.3%
CE19	NASHVILLE	N4IT070K	NORTH CENTRAL INSTITUTE	100.0%	66.7%	100.0%	86.1%	100.0%	85.7%	100.0%	75.0%	86.7%	66.7%	80.0%	100.0%	84.8%	76.5%	93.3%	77.8%	100.0%
CE19	NASHVILLE	NVST018K	TENNESSEE COLLEGE OF APPLIED TECHNOLOGY, NASHVILLE	94.1%	82.4%	78.9%	79.0%	86.0%	81.2%	66.7%	73.0%	82.0%	82.9%	68.2%	80.0%	79.1%	73.7%	83.1%	74.5%	85.7%
CE19	NASHVILLE	O0ET097K	TENNESSEE COLLEGE OF APPLIED TECHNOLOGY MORRISTOWN	78.3%	86.4%	77.3%	86.2%	89.4%	87.7%	81.8%	79.6%	87.1%	82.5%	82.9%	89.1%	87.2%	81.0%	82.1%	75.8%	98.4%
CE21	MEMPHIS	EF9T110R	TENNESSEE COLLEGES OF APPLIED TECHNOLOGY-MEMPHIS	81.5%	85.2%	80.0%	80.1%	80.0%	87.1%	57.1%	80.7%	83.3%	73.7%	79.6%	68.9%	79.8%	76.3%	82.7%	84.0%	88.0%
EA01	ALBANY	VXYT570K	MOHAWK VALLEY COMMUNITY COLLEGE	76.2%	78.9%	75.0%	81.6%	75.0%	76.5%	70.8%	76.6%	70.4%	65.2%	65.6%	82.1%	84.2%	68.6%	74.0%	68.4%	86.8%
EA03	ALLEGHENY	HE1T189K	PITTSBURGH INSTITUTE OF AERONAUTICS	80.4%	79.2%	78.8%	81.9%	91.0%	82.8%	73.5%	79.9%	83.5%	72.0%	78.4%	75.4%	82.0%	74.0%	80.8%	82.6%	81.6%
EA07	BALTIMORE	I4PT091K	PITTSBURGH INSTITUTE OF AERONAUTICS	92.7%	90.2%	77.3%	84.4%	94.7%	88.7%	91.1%	81.7%	82.6%	79.2%	83.7%	83.4%	83.8%	79.4%	77.6%	82.1%	79.8%

SCHOOL NORMS VS NATIONAL PASSING NORMS
1ST TEST ATTEMPT WITHIN 60 DAYS OF GRADUATION
PERCENTAGE OF QUESTIONS PASSED BY TOPIC

AMA

8080-08
2 QTR 2020

JUL 1, 2019 TO JUN 30, 2020

FSDO ID	FSDO NAME	SCHOOL CERTIFICATE #	SCHOOL NAME	AMA																
				Wood Structures	Aircraft Covering	Aircraft Finishes	Sheet Metal and Non-Metallic Structures	Welding	Assembly and Rigging	Airframe Inspection	Aircraft Landing Gear Systems	Hydraulic and Pneumatic Power Systems	Cabin Atmosphere Control Systems	Aircraft Instrument Systems	Communication and Navigation Systems	Aircraft Fuel Systems	Aircraft Electrical Systems	Position and Warning Systems	Ice and Rain Control Systems	Fire Protection Systems
			NATIONAL	85.3%	82.3%	82.7%	81.3%	85.7%	84.3%	76.2%	80.1%	79.8%	76.7%	79.3%	80.6%	81.1%	77.0%	80.9%	79.0%	84.6%
EA09	CHARLESTON	MUET028K	ROBERT C BYRD NATIONAL AEROSPACE EDUCATION CENTER	50.0%	100.0%	100.0%	100.0%	100.0%	100.0%	100.0%	100.0%	70.0%	57.1%	100.0%	100.0%	90.9%	76.5%	100.0%	100.0%	100.0%
EA11	FARMINGDALE	AI9T009R	LEWIS WILSON TECHNOLOGICAL CENTER	92.9%	71.4%	86.7%	85.2%	91.1%	88.7%	68.4%	89.4%	80.9%	74.2%	80.0%	81.4%	83.8%	86.4%	87.1%	88.1%	82.5%
EA13	HARRISBURG	PNZT013K	PENN COLLEGE OF TECHNOLOGY	100.0%	100.0%	100.0%	62.5%	100.0%	71.4%	100.0%	56.3%	65.0%	78.6%	90.0%	80.0%	77.3%	82.4%	80.0%	83.3%	83.3%
EA15	NEW YORK CITY	AA9T001R	AVIATION TRAINING INSTITUTE AT VAUGHN COLLEGE OF AERONAUTICS	75.0%	90.9%	81.8%	77.3%	100.0%	83.1%	45.5%	90.9%	90.0%	76.6%	85.7%	78.2%	84.3%	84.4%	83.6%	78.8%	81.3%
EA17	PHILADELPHIA	7DET592K	DELAWARE TECHNICAL AND COMMUNITY COLLEGE	100.0%	100.0%	100.0%	100.0%	100.0%	100.0%	100.0%	87.5%	70.0%	71.4%	80.0%	60.0%	81.8%	70.6%	100.0%	66.7%	100.0%
EA17	PHILADELPHIA	AR9T018R	AVIATION INSTITUTE OF MAINTENANCE INC	92.3%	68.0%	88.9%	74.8%	77.8%	84.4%	60.0%	76.8%	75.7%	72.8%	75.4%	76.0%	76.4%	73.4%	74.8%	73.3%	81.9%
EA21	RICHMOND	B12T578K	BLUE RIDGE COMMUNITY COLLEGE	100.0%	75.0%	100.0%	81.3%	83.3%	89.3%	100.0%	89.4%	87.3%	80.4%	82.9%	77.5%	89.8%	77.8%	78.0%	79.2%	50.0%
EA21	RICHMOND	L48T855K	LIBERTY UNIVERSITY	65.0%	89.5%	73.7%	81.9%	87.7%	81.2%	73.7%	83.1%	83.1%	66.2%	79.4%	82.1%	83.7%	77.0%	83.3%	71.9%	87.0%
EA21	RICHMOND	LQPT037K	TRAINING SERVICES INC	82.9%	70.0%	88.4%	79.4%	82.9%	85.2%	81.8%	77.7%	78.0%	72.6%	76.1%	79.5%	78.2%	73.8%	73.7%	81.7%	82.6%
EA25	TETERBORO	BV9T048R	TETERBORO SCHOOL OF AERONAUTICS INC	96.3%	96.2%	81.5%	82.7%	86.4%	84.0%	64.5%	79.8%	78.1%	75.1%	84.3%	78.5%	81.5%	77.7%	86.8%	84.6%	84.9%
EA27	WASHINGTON	U6ET095K	TECHNICAL EDUCATION SERVICES INC	85.3%	87.5%	66.7%	81.5%	89.9%	82.5%	78.4%	79.9%	82.8%	75.3%	81.5%	81.3%	82.1%	74.3%	80.0%	76.0%	81.5%
EA27	WASHINGTON	AQ9T017R	UNIVERSITY OF THE DISTRICT OF COLUMBIA	100.0%	66.7%	100.0%	69.2%	91.7%	80.0%	75.0%	95.8%	88.5%	90.0%	93.3%	86.7%	78.8%	87.2%	71.4%	100.0%	100.0%
EA39	GREENSBORO	CUMT104K	CRAVEN COMMUNITY COLLEGE	100.0%	66.7%	100.0%	69.9%	95.2%	61.0%	90.9%	75.5%	72.7%	80.5%	93.3%	80.0%	83.3%	77.8%	79.3%	83.3%	88.2%
EA39	GREENSBORO	DT9T098R	WAYNE COMMUNITY COLLEGE	75.0%	72.7%	100.0%	75.2%	78.8%	81.8%	100.0%	80.2%	70.6%	76.6%	83.9%	76.4%	84.3%	80.7%	78.9%	97.0%	76.7%
EA39	GREENSBORO	EJ9T114R	GUILFORD TECHNICAL COMMUNITY COLLEGE	91.7%	66.7%	82.9%	75.7%	78.1%	80.8%	83.7%	76.9%	74.8%	71.6%	78.0%	81.2%	79.1%	74.4%	79.5%	80.8%	90.1%
EA39	GREENSBORO	3C9T607K	COLLEGE OF THE ALBEMARLE	100.0%	0.0%	100.0%	91.7%	100.0%	85.7%	100.0%	62.5%	70.0%	100.0%	80.0%	100.0%	100.0%	88.2%	40.0%	100.0%	100.0%
EA61	BOSTON	61CT616K	CAPE COD COMMUNITY COLLEGE	88.2%	70.6%	82.4%	83.5%	90.2%	83.2%	70.6%	82.4%	82.9%	84.0%	74.4%	85.9%	83.4%	76.7%	82.4%	74.5%	86.0%
EA61	BOSTON	EC6T068K	NATIONAL AVIATION ACADEMY OF NEW ENGLAND	84.0%	89.6%	75.5%	79.5%	77.6%	83.6%	81.1%	76.4%	79.2%	71.0%	73.7%	74.6%	75.2%	73.9%	84.0%	74.3%	79.3%
EA63	WINDSOR LOCKS	EM9T117R	CONNECTICUT AERO TECH SCHOOL	88.9%	100.0%	100.0%	84.4%	81.5%	88.9%	88.9%	88.9%	83.3%	96.8%	75.6%	93.3%	88.9%	82.2%	84.4%	88.9%	88.9%
EA63	WINDSOR LOCKS	TF5T221N	STRATFORD SCHOOL FOR AVIATION MAINTENANCE TECHNICI	100.0%	80.0%	100.0%	90.3%	100.0%	94.1%	80.0%	90.0%	84.8%	91.2%	80.0%	84.0%	90.9%	79.3%	91.7%	73.3%	78.6%

SCHOOL NORMS VS NATIONAL PASSING NORMS
1ST TEST ATTEMPT WITHIN 60 DAYS OF GRADUATION
PERCENTAGE OF QUESTIONS PASSED BY TOPIC

AMA

8080-08
2 QTR 2020

JUL 1, 2019 TO JUN 30, 2020

FSDO ID	FSDO NAME	SCHOOL CERTIFICATE #	SCHOOL NAME	AMA																
				Wood Structures	Aircraft Covering	Aircraft Finishes	Sheet Metal and Non-Metallic Structures	Welding	Assembly and Rigging	Airframe Inspection	Aircraft Landing Gear Systems	Hydraulic and Pneumatic Power Systems	Cabin Atmosphere Control Systems	Aircraft Instrument Systems	Communication and Navigation Systems	Aircraft Fuel Systems	Aircraft Electrical Systems	Position and Warning Systems	Ice and Rain Control Systems	Fire Protection Systems
			NATIONAL	85.3%	82.3%	82.7%	81.3%	85.7%	84.3%	76.2%	80.1%	79.8%	76.7%	79.3%	80.6%	81.1%	77.0%	80.9%	79.0%	84.6%
EA65	PORTLAND	NSUT025K	NASHUA COMMUNITY COLLEGE	100.0%	100.0%	100.0%	66.7%	100.0%	57.1%	100.0%	75.0%	70.0%	71.4%	100.0%	80.0%	54.5%	64.7%	40.0%	33.3%	100.0%
GL03	DUPAGE	AN9T014R	LEWIS UNIVERSITY	88.2%	83.9%	85.3%	78.0%	87.3%	81.8%	60.9%	87.3%	85.5%	83.2%	87.7%	82.6%	80.9%	77.6%	79.2%	83.9%	85.2%
GL03	DUPAGE	BS9T045R	ROCK VALLEY COLLEGE AVIATION TECH	92.3%	100.0%	100.0%	89.7%	95.8%	88.8%	81.3%	81.1%	89.1%	90.1%	89.3%	84.5%	87.2%	83.9%	94.6%	84.8%	89.8%
GL05	CINCINNATI	AC9T003R	MIAMI VALLEY CAREER TECHNOLOGY CENTER	75.0%	75.0%	100.0%	84.7%	77.8%	89.1%	69.2%	80.0%	81.3%	69.1%	73.2%	75.0%	89.8%	73.7%	74.4%	95.8%	86.4%
GL05	CINCINNATI	AD9T004R	CINCINNATI STATE TECHNICAL AND COMMUNITY COLLEGE	100.0%	50.0%	100.0%	89.5%	95.8%	87.5%	75.0%	71.4%	92.2%	77.5%	90.3%	76.7%	84.8%	84.4%	85.7%	77.8%	100.0%
GL05	CINCINNATI	GOKT001K	GREAT OAKS JOINT VOCATIONAL SCHOOL	80.0%	80.0%	80.0%	76.7%	86.7%	68.6%	20.0%	78.0%	79.6%	74.3%	76.9%	80.0%	81.8%	78.8%	84.0%	93.3%	85.7%
GL05	CINCINNATI	XSCT086K	SINCLAIR COMMUNITY COLLEGE	100.0%	100.0%	100.0%	90.9%	66.7%	85.7%	100.0%	88.9%	90.0%	100.0%	80.0%	40.0%	100.0%	94.1%	66.7%	66.7%	100.0%
GL07	COLUMBUS	DL9T090R	COLUMBUS STATE COMMUNITY COLLEGE	83.3%	100.0%	100.0%	85.2%	88.9%	91.2%	50.0%	85.0%	71.7%	76.5%	68.0%	64.0%	63.6%	70.7%	66.7%	80.0%	92.9%
GL09	GRAND RAPIDS	M90T074K	SCHOOL OF MISSIONARY AVIATION TECHNOLOGY	100.0%	93.3%	94.1%	89.1%	92.2%	91.3%	88.0%	82.6%	87.9%	92.2%	94.7%	84.0%	92.7%	87.6%	91.8%	80.0%	90.5%
GL09	GRAND RAPIDS	NSBT012K	NORTHERN MICHIGAN UNIVERSITY SCHOOL OF TECHNOLOGY	66.7%	100.0%	75.0%	75.7%	66.7%	90.0%	62.5%	76.0%	84.6%	40.0%	80.0%	80.0%	78.8%	66.7%	73.3%	77.8%	57.1%
GL11	INDIANAPOLIS	CG9T059R	PURDUE UNIV DEPT OF AVIATION TECH	100.0%	100.0%	100.0%	83.1%	83.3%	73.8%	100.0%	79.6%	81.7%	73.8%	66.7%	83.3%	77.3%	70.6%	71.0%	83.3%	64.7%
GL11	INDIANAPOLIS	PF2T081L	VINCENNES UNIVERSITY	81.3%	93.8%	87.5%	88.5%	87.5%	83.9%	93.8%	86.3%	84.3%	87.5%	80.5%	83.8%	84.1%	76.4%	82.9%	79.2%	81.8%
GL11	INDIANAPOLIS	USBT077S	AMERICAN TRANS AIR TRAINING CORPORATION	92.3%	83.3%	71.4%	80.3%	92.9%	73.2%	77.3%	78.6%	73.6%	79.3%	83.3%	83.3%	78.8%	76.8%	84.5%	80.6%	91.2%
GL13	MILWAUKEE	CF9T058R	MILWAUKEE AREA TECHNICAL COLLEGE	75.0%	100.0%	75.0%	87.5%	100.0%	82.1%	100.0%	87.5%	80.0%	71.4%	80.0%	100.0%	79.5%	77.9%	85.0%	75.0%	91.7%
GL13	MILWAUKEE	OAYT031K	FOX VALLEY TECHNICAL SCHOOL	100.0%	93.3%	94.1%	82.0%	86.3%	88.3%	80.0%	86.9%	87.1%	76.7%	81.6%	77.3%	87.9%	78.7%	84.9%	77.8%	90.5%
GL15	MINNEAPOLIS	6LRT617K	LAKE SUPERIOR COLLEGE	100.0%	100.0%	75.0%	83.3%	58.3%	82.1%	50.0%	81.3%	55.0%	67.9%	55.0%	95.0%	68.2%	51.5%	80.0%	83.3%	66.7%
GL15	MINNEAPOLIS	C19T061R	MINNEAPOLIS COMMUNITY AND TECHNICAL COLLEGE	100.0%	100.0%	100.0%	91.7%	83.3%	85.7%	100.0%	68.8%	85.0%	85.7%	70.0%	70.0%	86.4%	88.2%	70.0%	83.3%	100.0%
GL19	SPRINGFIELD	BNZT547C	SOUTHERN ILLINOIS UNIV AVN TECH	81.8%	81.8%	90.9%	85.0%	100.0%	88.3%	100.0%	79.8%	86.2%	89.6%	83.6%	76.4%	90.9%	78.0%	83.6%	81.8%	78.8%
GL19	SPRINGFIELD	L9LT087K	LINCOLN LAND COMMUNITY COLLEGE	100.0%	100.0%	100.0%	66.7%	50.0%	78.6%	50.0%	81.3%	90.0%	71.4%	80.0%	80.0%	72.7%	73.5%	80.0%	100.0%	100.0%

SCHOOL NORMS VS NATIONAL PASSING NORMS
1ST TEST ATTEMPT WITHIN 60 DAYS OF GRADUATION
PERCENTAGE OF QUESTIONS PASSED BY TOPIC

AMA

8080-08
2 QTR 2020

JUL 1, 2019 TO JUN 30, 2020

FSDO ID	FSDO NAME	SCHOOL CERTIFICATE #	SCHOOL NAME	JUL 1, 2019 TO JUN 30, 2020																
				Wood Structures	Aircraft Covering	Aircraft Finishes	Sheet Metal and Non-Metallic Structures	Welding	Assembly and Rigging	Airframe Inspection	Aircraft Landing Gear Systems	Hydraulic and Pneumatic Power Systems	Cabin Atmosphere Control Systems	Aircraft Instrument Systems	Communication and Navigation Systems	Aircraft Fuel Systems	Aircraft Electrical Systems	Position and Warning Systems	Ice and Rain Control Systems	Fire Protection Systems
			NATIONAL	85.3%	82.3%	82.7%	81.3%	85.7%	84.3%	76.2%	80.1%	79.8%	76.7%	79.3%	80.6%	81.1%	77.0%	80.9%	79.0%	84.6%
GL23	EAST MICHIGAN	BN9T040R	MIAT COLLEGE OF TECHNOLOGY	82.6%	40.9%	79.2%	81.6%	84.7%	82.9%	81.3%	76.4%	80.5%	79.6%	84.7%	82.7%	83.9%	73.9%	86.1%	75.8%	85.7%
GL23	EAST MICHIGAN	JW8T257Q	LANSING COMMUNITY COLLEGE	100.0%	100.0%	100.0%	87.5%	100.0%	96.4%	100.0%	90.6%	92.5%	82.1%	95.0%	90.0%	81.8%	77.9%	85.0%	91.7%	83.3%
GL25	CLEVELAND	P6HT576K	PITTSBURGH INSTITUTE OF AERONAUTICS	86.0%	86.3%	90.7%	83.4%	90.7%	89.5%	75.8%	81.7%	86.2%	78.8%	78.2%	82.4%	87.7%	79.4%	81.6%	79.1%	91.7%
GL27	RAPID CITY	OV5T107N	LAKE AREA TECHNICAL INSTITUTE	89.5%	87.5%	82.4%	74.2%	90.2%	78.4%	76.2%	78.3%	76.3%	71.2%	86.3%	81.3%	83.5%	70.6%	86.3%	72.9%	84.8%
NM01	SEATTLE	EU9T125R	EVERETT COMMUNITY COLLEGE	77.3%	86.4%	78.3%	87.5%	87.0%	90.2%	85.2%	81.1%	86.9%	85.6%	86.5%	84.5%	88.8%	82.4%	86.5%	77.3%	87.1%
NM01	SEATTLE	HQ6T596N	SOUTH SEATTLE COLLEGE	87.9%	81.3%	80.6%	84.1%	84.3%	85.9%	71.2%	83.7%	84.2%	79.1%	84.5%	82.5%	85.5%	82.6%	83.5%	86.5%	87.6%
NM01	SEATTLE	MK8T323Q	CLOVER PARK TECHNICAL COLLEGE	85.7%	85.0%	70.0%	86.7%	83.3%	94.3%	80.0%	84.8%	86.8%	90.7%	85.0%	92.0%	88.2%	87.8%	86.1%	83.3%	83.1%
NM03	DENVER	DH9T086R	SPARTAN COLLEGE OF AERONAUTICS AND TECHNOLOGY	82.9%	81.3%	85.9%	81.7%	85.0%	83.5%	71.1%	74.8%	77.2%	74.1%	83.2%	82.1%	83.2%	76.4%	82.4%	78.7%	86.9%
NM07	SALT LAKE CITY	ER9T122R	COLORADO NORTHWESTERN COMMUNITY COLLEGE	100.0%	66.7%	100.0%	80.6%	88.9%	85.7%	66.7%	87.5%	86.7%	90.5%	100.0%	86.7%	97.0%	86.3%	93.3%	88.9%	100.0%
NM07	SALT LAKE CITY	ET9T124R	IDAHO STATE UNIVERSITY	100.0%	75.0%	75.0%	93.8%	83.3%	85.7%	100.0%	90.6%	87.5%	85.7%	81.0%	95.0%	79.5%	86.8%	90.0%	100.0%	81.8%
NM07	SALT LAKE CITY	EW9T127R	SALT LAKE COMMUNITY COLLEGE	80.0%	75.0%	100.0%	80.6%	91.7%	91.1%	100.0%	92.4%	84.8%	89.3%	87.8%	95.0%	85.2%	80.1%	92.7%	79.2%	95.5%
NM07	SALT LAKE CITY	GO3T534L	UTAH STATE UNIVERSITY	100.0%	100.0%	100.0%	80.0%	100.0%	71.4%	50.0%	93.8%	85.0%	78.6%	90.0%	100.0%	95.5%	84.8%	90.0%	83.3%	50.0%
NM09	PORTLAND	DA9T079R	PORTLAND COMMUNITY COLLEGE	83.3%	83.3%	100.0%	88.9%	100.0%	90.5%	100.0%	91.7%	88.3%	78.6%	93.5%	96.7%	86.4%	80.4%	90.0%	88.9%	94.1%
NM09	PORTLAND	EM8T117Q	LANE COMMUNITY COLLEGE	100.0%	50.0%	100.0%	85.7%	50.0%	85.7%	100.0%	75.0%	90.0%	82.1%	85.0%	70.0%	86.4%	74.6%	60.0%	91.7%	83.3%
NM13	SPOKANE	3MBT603K	MOODY BIBLE INSTITUTE OF CHICAGO	88.5%	70.8%	80.0%	85.4%	81.3%	80.8%	82.8%	85.1%	86.9%	80.2%	73.0%	81.7%	79.2%	76.2%	85.1%	79.2%	82.1%
NM13	SPOKANE	EL8T116Q	BIG BEND COMMUNITY COLLEGE	100.0%	100.0%	100.0%	91.7%	100.0%	85.7%	100.0%	75.0%	50.0%	85.7%	20.0%	100.0%	100.0%	82.4%	40.0%	66.7%	66.7%
NM13	SPOKANE	GJ6T563N	SPOKANE COMMUNITY COLLEGE	60.0%	80.0%	100.0%	93.2%	93.3%	85.7%	80.0%	95.1%	92.0%	85.7%	96.0%	84.0%	87.3%	91.8%	88.5%	80.0%	92.9%
NM13	SPOKANE	4NIT612K	NORTH IDAHO COLLEGE AEROSPACE CENTER OF EXCELLENCE	100.0%	0.0%	100.0%	83.3%	100.0%	57.1%	100.0%	50.0%	90.0%	71.4%	60.0%	60.0%	72.7%	88.2%	80.0%	100.0%	100.0%
SO09	ALABAMA & NW FLORIDA	3AQT606K	ALABAMA AVIATION CENTER A UNITE OF ENTERPRISE STAT	100.0%	100.0%	50.0%	91.3%	66.7%	100.0%	100.0%	87.5%	90.0%	71.4%	80.0%	70.0%	95.5%	91.2%	90.0%	100.0%	66.7%
SO09	ALABAMA & NW FLORIDA	5GT621K	GEORGE STONE TECHNICAL CENTER	84.2%	87.5%	87.5%	82.6%	87.5%	86.6%	81.3%	81.4%	78.6%	79.5%	80.2%	78.8%	88.1%	74.9%	87.5%	87.5%	85.1%
SO09	ALABAMA & NW FLORIDA	EN4T160M	ALABAMA AVIATION CENTER A UNIT OF ENTERPRISE COMMU	82.1%	69.2%	85.2%	86.8%	93.8%	92.3%	83.9%	87.3%	83.1%	82.9%	86.9%	76.9%	83.2%	83.8%	78.0%	83.3%	78.4%

SCHOOL NORMS VS NATIONAL PASSING NORMS
1ST TEST ATTEMPT WITHIN 60 DAYS OF GRADUATION
PERCENTAGE OF QUESTIONS PASSED BY TOPIC

AMA

8080-08
2 QTR 2020

JUL 1, 2019 TO JUN 30, 2020

FSDO ID	FSDO NAME	SCHOOL CERTIFICATE #	SCHOOL NAME	JUL 1, 2019 TO JUN 30, 2020																
				Wood Structures	Aircraft Covering	Aircraft Finishes	Sheet Metal and Non-Metallic Structures	Welding	Assembly and Rigging	Airframe Inspection	Aircraft Landing Gear Systems	Hydraulic and Pneumatic Power Systems	Cabin Atmosphere Control Systems	Aircraft Instrument Systems	Communication and Navigation Systems	Aircraft Fuel Systems	Aircraft Electrical Systems	Position and Warning Systems	Ice and Rain Control Systems	Fire Protection Systems
			NATIONAL	85.3%	82.3%	82.7%	81.3%	85.7%	84.3%	76.2%	80.1%	79.8%	76.7%	79.3%	80.6%	81.1%	77.0%	80.9%	79.0%	84.6%
SO09	ALABAMA & NW FLORIDA	QLAT006K	ALABAMA AVIATION CENTER MOBILE OF COASTAL ALABAMA COMMUNITY COLLEGE	60.0%	100.0%	80.0%	91.4%	86.7%	97.1%	60.0%	81.0%	88.0%	85.7%	80.8%	72.0%	83.6%	87.1%	85.2%	93.3%	66.7%
SO11	ATLANTA	1CVT581K	GEORGIA NORTHWESTERN TECHNICAL COLLEGE	85.7%	92.9%	81.3%	84.4%	95.8%	91.7%	87.5%	85.7%	85.6%	83.3%	77.1%	91.4%	80.5%	84.4%	92.6%	81.0%	95.0%
SO11	ATLANTA	40ST600K	SAVANNAH TECHNICAL COLLEGE	100.0%	88.9%	81.8%	86.4%	90.9%	88.5%	63.2%	85.1%	85.2%	85.2%	82.2%	82.2%	91.9%	85.0%	84.1%	81.5%	95.8%
SO11	ATLANTA	CU9T073R	SOUTH GEORGIA TECHNICAL COLLEGE	83.3%	66.7%	100.0%	69.9%	85.7%	82.9%	72.7%	81.6%	60.7%	78.0%	76.7%	60.0%	81.8%	76.8%	56.7%	77.8%	93.8%
SO11	ATLANTA	GV0T010K	CENTRAL GEORGIA TECHNICAL COLLEGE	100.0%	100.0%	100.0%	100.0%	83.3%	100.0%	66.7%	87.5%	83.3%	100.0%	80.0%	80.0%	90.9%	100.0%	100.0%	100.0%	100.0%
SO11	ATLANTA	HG6T054K	MIDDLE GEORGIA STATE UNIVERSITY	85.7%	81.8%	72.7%	85.9%	87.9%	90.9%	90.9%	86.7%	82.6%	76.6%	65.5%	81.8%	81.8%	75.4%	82.1%	75.8%	84.4%
SO11	ATLANTA	VI8T077K	TECHNICAL EDUCATION SERVICES INC	83.0%	77.7%	77.3%	77.6%	77.5%	81.9%	67.1%	78.7%	77.0%	73.6%	73.5%	78.0%	76.0%	74.5%	77.7%	80.0%	78.7%
SO11	ATLANTA	AU8T098K	AUGUSTA TECHNICAL COLLEGE	100.0%	100.0%	100.0%	73.1%	88.9%	69.2%	57.1%	81.3%	68.8%	76.9%	90.0%	60.0%	77.3%	74.2%	100.0%	83.3%	80.0%
SO13	COLUMBIA	3PIT597K	PITTSBURGH INSTITUTE OF AERONAUTICS	81.0%	85.0%	85.7%	79.6%	81.0%	74.8%	72.0%	78.7%	72.8%	65.5%	71.3%	79.0%	82.7%	80.9%	76.5%	68.3%	96.4%
SO13	COLUMBIA	EC9T107R	TRIDENT TECHNICAL COLLEGE	75.0%	100.0%	66.7%	65.7%	88.9%	90.5%	100.0%	91.7%	73.3%	76.2%	60.0%	93.3%	81.8%	68.6%	73.3%	77.8%	100.0%
SO13	COLUMBIA	EI9T113R	GREENVILLE TECHNICAL COLLEGE	100.0%	100.0%	100.0%	86.8%	100.0%	85.0%	87.5%	84.0%	92.0%	70.0%	75.0%	86.7%	90.9%	85.4%	85.7%	66.7%	85.7%
SO15	ORLANDO	6EFT614K	EASTERN FLORIDA STATE COLLEGE	75.0%	91.7%	91.7%	84.1%	80.6%	90.5%	83.3%	84.7%	83.2%	75.0%	91.7%	81.7%	87.1%	72.8%	85.2%	83.3%	82.9%
SO15	ORLANDO	FHXT099K	FLORIDA STATE COLLEGE AT JACKSONVILLE AVIATION CEN	73.9%	80.0%	72.7%	83.3%	80.3%	76.8%	70.0%	80.4%	80.7%	76.8%	81.0%	88.0%	86.8%	73.3%	77.2%	81.7%	70.9%
SO15	ORLANDO	NX4T404M	EMBRY RIDDLE AERONAUTICAL UNIVERSITY	75.0%	100.0%	94.1%	89.1%	86.3%	86.4%	68.0%	85.2%	83.7%	78.6%	81.8%	86.7%	89.1%	86.3%	81.1%	86.7%	95.0%
SO15	ORLANDO	Q5VT572K	AVIATION INSTITUTE OF MAINTENANCE	81.4%	79.8%	81.7%	71.6%	74.9%	75.1%	65.1%	66.0%	69.9%	63.0%	65.6%	77.3%	73.1%	71.8%	75.0%	67.8%	77.5%
SO15	ORLANDO	6CKT604K	CENTRAL FLORIDA AEROSPACE ACADEMY	100.0%	100.0%	100.0%	85.1%	100.0%	92.9%	100.0%	74.3%	92.1%	75.0%	85.0%	85.0%	72.7%	70.6%	85.7%	66.7%	100.0%
SO19	SOUTH FLORIDA	CT9T072R	GEORGE T BAKER AVIATION TECHNICAL COLLEGE	87.2%	75.7%	84.2%	81.9%	87.7%	84.5%	83.3%	82.6%	86.6%	82.2%	83.9%	82.7%	85.3%	79.8%	88.2%	79.3%	86.0%
SO19	SOUTH FLORIDA	IP8T224Q	BROWARD COLLEGE	95.7%	81.8%	80.0%	83.5%	93.3%	86.1%	67.6%	90.4%	85.1%	86.1%	90.9%	79.1%	84.7%	79.2%	83.5%	75.8%	85.2%
SO35	TAMPA	BU9T047R	LIVELY TECHNICAL CENTER	100.0%	50.0%	100.0%	79.2%	83.3%	71.4%	100.0%	75.0%	60.0%	78.6%	90.0%	90.0%	72.7%	82.4%	90.0%	83.3%	83.3%

SCHOOL NORMS VS NATIONAL PASSING NORMS
1ST TEST ATTEMPT WITHIN 60 DAYS OF GRADUATION
PERCENTAGE OF QUESTIONS PASSED BY TOPIC

AMA

8080-08
2 QTR 2020

JUL 1, 2019 TO JUN 30, 2020

FSDO ID	FSDO NAME	SCHOOL CERTIFICATE #	SCHOOL NAME	AMA																
				Wood Structures	Aircraft Covering	Aircraft Finishes	Sheet Metal and Non-Metallic Structures	Welding	Assembly and Rigging	Airframe Inspection	Aircraft Landing Gear Systems	Hydraulic and Pneumatic Power Systems	Cabin Atmosphere Control Systems	Aircraft Instrument Systems	Communication and Navigation Systems	Aircraft Fuel Systems	Aircraft Electrical Systems	Position and Warning Systems	Ice and Rain Control Systems	Fire Protection Systems
			NATIONAL	85.3%	82.3%	82.7%	81.3%	85.7%	84.3%	76.2%	80.1%	79.8%	76.7%	79.3%	80.6%	81.1%	77.0%	80.9%	79.0%	84.6%
SO35	TAMPA	DV9T100R	NATIONAL AVIATION ACADEMY OF MISSISSIPPI INC	86.6%	81.5%	78.1%	78.7%	83.3%	87.7%	79.2%	80.3%	77.6%	75.0%	73.9%	78.5%	77.1%	74.7%	82.2%	78.8%	91.4%
SW01	ALBUQUERQUE	Q8UT573K	CENTRAL NEW MEXICO COMMUNITY COLLEGE	100.0%	75.0%	100.0%	85.4%	83.3%	82.1%	100.0%	71.9%	82.5%	89.3%	100.0%	80.0%	84.1%	83.8%	80.0%	83.3%	75.0%
SW03	BATON ROUGE	2BTT611K	BATON ROUGE COMMUNITY COLLEGE	100.0%	100.0%	100.0%	77.8%	77.8%	95.2%	100.0%	83.3%	80.0%	90.5%	93.3%	93.3%	78.8%	84.3%	80.0%	55.6%	88.9%
SW03	BATON ROUGE	LVFT015K	SOUTH LOUISIANA COMMUNITY COLLEGE	100.0%	50.0%	100.0%	82.6%	100.0%	100.0%	50.0%	87.5%	100.0%	92.9%	80.0%	90.0%	86.4%	85.3%	90.0%	100.0%	100.0%
SW09	HOUSTON	9MUT613K	MICHICAGN INSTITUTE OF AERONAUTICS INC	71.4%	63.6%	100.0%	88.5%	88.9%	82.9%	100.0%	76.7%	79.2%	85.5%	89.1%	85.5%	80.2%	84.2%	91.1%	75.8%	90.0%
SW09	HOUSTON	X88T585K	AVIATION INSTITUTE OF MAINTENANCE	72.1%	87.8%	75.0%	72.6%	79.5%	75.4%	71.4%	76.9%	74.2%	71.1%	72.7%	74.1%	70.7%	72.3%	66.3%	72.4%	74.6%
SW11	LITTLE ROCK	2MCT601K	MID-SOUTH COMMUNITY COLLEGE	80.0%	100.0%	100.0%	83.3%	93.3%	91.4%	100.0%	87.5%	82.0%	88.6%	92.0%	96.0%	92.7%	87.1%	88.0%	100.0%	80.0%
SW11	LITTLE ROCK	AW9T023R	PULASKI TECHNICAL COLLEGE	85.7%	100.0%	83.3%	85.5%	100.0%	92.9%	83.3%	98.0%	86.7%	81.0%	83.9%	86.7%	90.9%	90.2%	81.3%	100.0%	86.7%
SW11	LITTLE ROCK	BD9T030R	SOUTHERN ARKANSAS UNIVERSITY	0.0%	100.0%	100.0%	54.2%	66.7%	64.3%	100.0%	81.3%	55.0%	57.1%	60.0%	90.0%	86.4%	67.6%	80.0%	50.0%	83.3%
SW13	LUBBOCK	BC9T029R	EASTERN NEW MEXICO UNIVERSITY	50.0%	100.0%	100.0%	72.7%	100.0%	85.7%	100.0%	62.5%	50.0%	85.7%	100.0%	80.0%	90.9%	76.5%	100.0%	100.0%	66.7%
SW13	LUBBOCK	VMCT038K	MIDLAND COLLEGE AMT	50.0%	0.0%	100.0%	83.3%	83.3%	92.9%	50.0%	87.5%	85.0%	85.7%	90.0%	70.0%	95.5%	85.3%	80.0%	100.0%	83.3%
SW13	LUBBOCK	XW5T078K	SOUTHWEST TECHNOLOGY CENTER	100.0%	60.0%	100.0%	83.3%	93.3%	85.7%	80.0%	69.0%	75.0%	88.6%	88.0%	84.0%	78.2%	78.8%	76.0%	53.3%	86.7%
SW13	LUBBOCK	AM0T064K	AMARILLO COLLEGE	100.0%	83.3%	87.5%	84.2%	91.7%	77.5%	56.3%	68.8%	78.8%	65.0%	87.1%	63.3%	87.9%	76.0%	67.9%	83.3%	100.0%
SW15	OKLAHOMA CITY	BE9T031R	METRO-TECH AVIATION CAREER CENTER	100.0%	80.0%	93.8%	86.9%	93.8%	87.5%	85.0%	89.2%	83.6%	79.8%	84.0%	93.3%	85.5%	72.5%	87.8%	80.0%	90.9%
SW15	OKLAHOMA CITY	BF9T032R	TULSA TECHNOLOGY CENTER SCHOOL DISTRICT NUMBER 18	93.8%	78.6%	71.4%	93.3%	83.3%	88.8%	78.6%	82.3%	83.6%	86.7%	83.6%	81.4%	85.7%	80.7%	78.9%	88.1%	73.7%
SW15	OKLAHOMA CITY	BG9T033R	GORDON COOPER TECHNOLOGY CENTER	81.8%	81.8%	100.0%	88.2%	97.4%	84.0%	81.0%	83.1%	80.4%	78.7%	81.8%	78.2%	86.0%	81.7%	75.9%	84.8%	76.7%
SW15	OKLAHOMA CITY	CB9T054R	SPARTAN EDUCATION LLC	90.0%	63.2%	80.0%	81.8%	85.0%	84.8%	75.0%	78.6%	80.5%	78.8%	85.4%	82.1%	80.4%	82.0%	86.3%	71.9%	77.8%
SW15	OKLAHOMA CITY	VVLT036R	CANADIAN VALLEY TECHNOLOGY CENTER	88.9%	100.0%	77.8%	84.4%	96.3%	74.6%	100.0%	72.2%	85.6%	73.0%	76.1%	82.2%	75.8%	77.0%	88.9%	85.2%	88.5%
SW17	SAN ANTONIO	BJ2T718K	HALLMARK UNIVERSITY, INC.	94.5%	88.2%	72.7%	82.7%	89.7%	89.0%	84.5%	78.0%	75.4%	74.5%	80.2%	83.1%	81.3%	73.2%	88.0%	86.3%	91.8%
SW17	SAN ANTONIO	PHJT009K	ST PHILIPS COLLEGE	100.0%	66.7%	75.0%	89.5%	100.0%	95.0%	87.5%	92.0%	92.0%	95.0%	87.5%	80.0%	100.0%	95.8%	85.7%	77.8%	85.7%
SW17	SAN ANTONIO	ZUTT051K	TEXAS STATE TECHNICAL COLLEGE	80.0%	100.0%	100.0%	72.6%	83.3%	85.3%	70.0%	75.0%	73.9%	82.4%	76.0%	76.0%	76.4%	69.5%	83.3%	93.3%	78.6%

SCHOOL NORMS VS NATIONAL PASSING NORMS
1ST TEST ATTEMPT WITHIN 60 DAYS OF GRADUATION
PERCENTAGE OF QUESTIONS PASSED BY TOPIC

AMA

8080-08
2 QTR 2020

JUL 1, 2019 TO JUN 30, 2020

FSDO ID	FSDO NAME	SCHOOL CERTIFICATE #	SCHOOL NAME	JUL 1, 2019 TO JUN 30, 2020																
				Wood Structures	Aircraft Covering	Aircraft Finishes	Sheet Metal and Non-Metallic Structures	Welding	Assembly and Rigging	Airframe Inspection	Aircraft Landing Gear Systems	Hydraulic and Pneumatic Power Systems	Cabin Atmosphere Control Systems	Aircraft Instrument Systems	Communication and Navigation Systems	Aircraft Fuel Systems	Aircraft Electrical Systems	Position and Warning Systems	Ice and Rain Control Systems	Fire Protection Systems
			NATIONAL	85.3%	82.3%	82.7%	81.3%	85.7%	84.3%	76.2%	80.1%	79.8%	76.7%	79.3%	80.6%	81.1%	77.0%	80.9%	79.0%	84.6%
SW19	NORTH TEXAS	AZ9T026R	TARRANT COUNTY COLLEGE	72.0%	60.0%	90.5%	81.4%	90.5%	79.1%	84.0%	81.0%	77.3%	77.0%	73.0%	86.0%	80.5%	73.6%	78.0%	70.0%	74.1%
SW19	NORTH TEXAS	FT8T150Q	TEXAS STATE TECHNICAL COLLEGE	81.8%	80.0%	90.9%	85.8%	81.8%	85.5%	86.7%	86.4%	86.5%	87.0%	90.2%	84.0%	89.1%	85.0%	90.0%	86.7%	77.8%
SW19	NORTH TEXAS	GM8T169Q	LETOURNEAU UNIVERSITY	100.0%	100.0%	81.8%	82.4%	90.9%	81.8%	90.9%	77.5%	75.2%	61.0%	78.2%	81.8%	76.9%	75.4%	72.7%	72.7%	81.8%
SW19	NORTH TEXAS	U5DT571K	AVIATION INSTITUTE OF MAINTENANCE	76.3%	80.6%	82.7%	73.7%	75.1%	75.8%	60.9%	73.6%	68.8%	65.1%	72.9%	68.6%	69.1%	71.3%	70.8%	66.7%	70.9%
SW31	JACKSON	DU9T099R	HINDS COMMUNITY COLLEGE DISTRICT	71.4%	100.0%	83.3%	82.2%	94.4%	83.3%	83.3%	75.0%	81.7%	66.7%	86.7%	76.7%	81.8%	77.0%	83.3%	72.2%	100.0%
SW31	JACKSON	EH9T112R	NORTHWEST MISSISSIPPI COMMUNITY COLLEGE	100.0%	80.0%	90.9%	69.7%	81.8%	79.7%	66.7%	71.6%	66.3%	65.2%	68.6%	78.0%	81.8%	73.7%	71.4%	86.7%	85.7%
WP01	VAN NUYS	CZ9T078R	NORTH VALLEY OCCUPATIONAL CENTER	85.7%	85.7%	85.7%	83.5%	90.5%	93.9%	71.4%	82.1%	87.1%	87.8%	88.6%	91.4%	79.2%	80.5%	85.7%	85.7%	100.0%
WP01	VAN NUYS	VLTT024K	ANTELOPE VALLEY COMMUNITY COLLEGE	66.7%	66.7%	66.7%	85.7%	66.7%	76.2%	100.0%	92.0%	63.3%	61.9%	93.3%	80.0%	81.8%	80.4%	81.3%	66.7%	100.0%
WP05	LONG BEACH	DP9T094R	ORANGE COAST COLLEGE	85.7%	100.0%	66.7%	84.5%	66.7%	88.1%	83.3%	79.2%	88.3%	71.4%	90.0%	70.0%	77.3%	81.4%	86.7%	88.9%	94.4%
WP07	SCOTTSDALE	7WET596K	WESTERN MARICOPA EDUCATION CENTER	75.0%	100.0%	100.0%	77.1%	83.3%	82.1%	50.0%	78.1%	75.0%	89.3%	80.0%	95.0%	70.5%	70.6%	80.0%	75.0%	100.0%
WP07	SCOTTSDALE	GBIT003K	CHANDLER-GILBERT COMMUNITY COLLEGE	85.7%	92.5%	87.5%	82.2%	93.3%	86.1%	95.0%	81.8%	80.4%	81.8%	89.2%	87.5%	79.8%	78.9%	79.2%	78.3%	90.4%
WP07	SCOTTSDALE	IZPT564X	PIMA COUNTY COMMUNITY COLLEGE	88.9%	77.8%	100.0%	84.1%	88.9%	87.3%	77.8%	88.0%	76.1%	85.7%	71.1%	93.3%	81.8%	77.1%	78.3%	74.1%	80.8%
WP09	SAN DIEGO	CM9T065R	SAN DIEGO COMMUNITY COLLEGE DISTRICT	75.0%	50.0%	100.0%	83.3%	83.3%	96.4%	75.0%	93.9%	94.9%	92.9%	85.0%	85.0%	88.6%	88.2%	80.0%	91.7%	83.3%
WP15	SAN JOSE	DJ9T088R	GAVILAN COLLEGE	100.0%	100.0%	100.0%	93.2%	100.0%	94.3%	100.0%	73.2%	92.0%	85.7%	96.0%	88.0%	89.1%	77.6%	73.1%	73.3%	85.7%
WP17	FRESNO	CU3T436L	REEDLEY COLLEGE	90.9%	88.9%	66.7%	87.7%	88.9%	87.3%	77.8%	71.2%	77.8%	81.0%	84.4%	73.3%	82.8%	75.0%	73.9%	74.1%	76.9%
WP17	FRESNO	YSJT030K	SAN JOAQUIN VALLEY COLLEGE INC	88.2%	93.3%	86.7%	88.6%	91.1%	84.8%	80.0%	84.4%	82.7%	80.0%	82.7%	93.3%	81.2%	80.8%	84.4%	86.7%	88.4%
WP19	LAS VEGAS	9VMT610K	AVIATION INSTITUTE OF MAINTENANCE	81.5%	82.4%	80.2%	77.9%	85.0%	84.0%	71.3%	80.2%	78.2%	76.2%	74.3%	75.1%	78.0%	74.1%	74.3%	74.1%	83.1%
WP21	RIVERSIDE	2S1T589K	VICTOR VALLEY COLLEGE SCLA SCHOOL OF AVIATION TECH	60.0%	100.0%	40.0%	88.3%	100.0%	82.9%	60.0%	82.9%	88.0%	85.7%	72.0%	92.0%	96.4%	81.0%	96.2%	93.3%	100.0%
WP21	RIVERSIDE	7BIT627K	BOUNTY ISLAND CORPORATION	84.2%	94.7%	89.5%	86.8%	91.2%	82.7%	89.5%	75.8%	85.8%	81.2%	84.2%	81.1%	78.0%	74.2%	88.5%	75.4%	80.4%
WP21	RIVERSIDE	CK9T063R	CHAFFEY COMMUNITY COLLEGE	100.0%	81.8%	91.7%	81.3%	97.2%	86.8%	62.5%	85.4%	76.2%	81.6%	85.5%	85.5%	83.5%	83.2%	83.3%	75.8%	84.4%

SCHOOL NORMS VS NATIONAL PASSING NORMS
1ST TEST ATTEMPT WITHIN 60 DAYS OF GRADUATION
PERCENTAGE OF QUESTIONS PASSED BY TOPIC

AMA

8080-08
2 QTR 2020

JUL 1, 2019 TO JUN 30, 2020

FSDO ID	FSDO NAME	SCHOOL CERTIFICATE #	SCHOOL NAME	AMA																
				Wood Structures	Aircraft Covering	Aircraft Finishes	Sheet Metal and Non-Metallic Structures	Welding	Assembly and Rigging	Airframe Inspection	Aircraft Landing Gear Systems	Hydraulic and Pneumatic Power Systems	Cabin Atmosphere Control Systems	Aircraft Instrument Systems	Communication and Navigation Systems	Aircraft Fuel Systems	Aircraft Electrical Systems	Position and Warning Systems	Ice and Rain Control Systems	Fire Protection Systems
			NATIONAL	85.3%	82.3%	82.7%	81.3%	85.7%	84.3%	76.2%	80.1%	79.8%	76.7%	79.3%	80.6%	81.1%	77.0%	80.9%	79.0%	84.6%
WP21	RIVERSIDE	HO8T197Q	SAN BERNARDINO VALLEY COLLEGE	100.0%	100.0%	100.0%	75.0%	100.0%	90.5%	66.7%	79.2%	83.3%	85.7%	60.0%	80.0%	84.8%	76.5%	86.7%	66.7%	88.9%
WP23	LOS ANGELES	CQ9T069R	MT SAN ANTONIO COLLEGE	100.0%	60.0%	100.0%	90.0%	80.0%	85.7%	80.0%	85.0%	84.0%	71.4%	68.0%	76.0%	81.8%	82.4%	80.0%	80.0%	93.3%
WP23	LOS ANGELES	GH3T527L	WEST LOS ANGELES COLLEGE	91.7%	100.0%	58.3%	83.3%	97.2%	90.5%	75.0%	81.4%	79.8%	81.0%	86.7%	75.0%	81.1%	78.9%	85.0%	75.0%	88.9%
WP23	LOS ANGELES	NROT084K	SPARTAN COLLEGE OF AERONAUTICS & TECHNOLOGY	100.0%	81.3%	87.5%	88.0%	83.3%	85.7%	75.0%	82.8%	83.1%	81.3%	86.9%	82.5%	86.4%	80.5%	81.3%	83.3%	84.1%
WP25	SACRAMENTO	BI9T035R	SACRAMENTO CITY COLLEGE	100.0%	100.0%	85.7%	86.7%	95.2%	95.9%	71.4%	93.1%	87.0%	83.7%	88.6%	91.4%	89.6%	90.8%	88.9%	85.7%	85.0%
WP25	SACRAMENTO	DB9T080R	SOLANO COMM COLLEGE SCHOOL OF AERO	88.9%	62.5%	80.0%	73.7%	73.3%	79.6%	88.9%	69.2%	73.2%	75.9%	82.5%	85.0%	86.4%	82.3%	81.6%	83.3%	81.8%
WP27	OAKLAND	2AQT602K	AVIATION INSTITUTE OF MAINTENANCE OAKLAND CAMPUS	89.7%	82.1%	73.3%	83.5%	94.4%	87.6%	78.9%	81.5%	82.2%	79.4%	81.6%	81.4%	81.2%	79.5%	81.9%	84.5%	86.4%
WP27	OAKLAND	CO9T067R	COLLEGE OF ALAMEDA	94.1%	86.7%	60.0%	81.9%	82.2%	89.5%	86.7%	86.0%	76.7%	75.2%	73.7%	78.7%	78.2%	71.0%	78.9%	82.2%	88.4%
WP27	OAKLAND	DC9T081R	CITY COLLEGE OF SAN FRANCISCO	100.0%	66.7%	100.0%	94.4%	66.7%	90.5%	100.0%	87.5%	73.3%	76.2%	80.0%	86.7%	78.8%	76.5%	66.7%	77.8%	77.8%
GL21	FARGO	CH9T060R	NORTHLAND COMMUNITY AND TECHNICAL COLLEGE	100.0%	100.0%	100.0%	81.8%	66.7%	100.0%	0.0%	88.9%	70.0%	71.4%	80.0%	100.0%	100.0%	88.2%	66.7%	66.7%	100.0%

SCHOOL NORMS VS NATIONAL PASSING NORMS
1ST TEST ATTEMPT WITHIN 60 DAYS OF GRADUATION
PERCENTAGE OF QUESTIONS PASSED BY TOPIC

AMG

8080-08
2 QTR 2020

JUL 1, 2019 TO JUN 30, 2020

FSDO ID	FSDO NAME	SCHOOL CERTIFICATE #	SCHOOL NAME	Basic Electricity	Aircraft Drawings	Weight and Balance	Fluid Lines and Fittings	Materials and Processes	Ground Operation and Servicing	Cleaning and Corrosion Control	Mathematics	Maintenance Forms and Records	Basic Physics	Maintenance Publications	Mechanic Privileges and Limitations	Human Factors
			NATIONAL	77.8%	76.0%	81.4%	80.8%	75.8%	77.1%	71.5%	79.9%	80.5%	71.0%	70.3%	84.6%	76.2%
AL01	FAIRBANKS	DW9T101R	UNIVERSITY OF ALASKA FAIRBANKS	73.8%	79.1%	87.0%	90.5%	85.3%	84.3%	73.2%	86.3%	86.3%	77.8%	78.6%	92.3%	85.7%
AL03	ANCHORAGE	DQ9T095R	UNIVERSITY OF ALASKA ANCHORAGE	81.8%	85.2%	95.8%	82.6%	80.4%	73.9%	68.2%	75.8%	87.5%	90.5%	100.0%	95.7%	75.0%
CE01	DES MOINES	BJ9T036R	IOWA WESTERN COMMUNITY COLLEGE	75.7%	84.2%	81.3%	86.7%	65.6%	85.7%	62.5%	91.3%	92.9%	80.0%	80.0%	87.5%	87.5%
CE01	DES MOINES	BL9T038R	INDIAN HILLS COMMUNITY COLLEGE	88.9%	100.0%	100.0%	100.0%	88.9%	100.0%	100.0%	100.0%	75.0%	100.0%	75.0%	100.0%	50.0%
CE03	ST LOUIS	CY9T077R	STATE TECHNICAL COLLEGE OF MISSOURI	75.0%	76.7%	79.2%	89.3%	77.1%	76.2%	81.8%	90.0%	72.7%	79.2%	62.5%	82.6%	75.0%
CE03	ST LOUIS	DEMT159D	COMMUNITY COLLEGE DISTRICT NUMBER 522	68.1%	75.0%	94.7%	82.4%	72.1%	84.2%	75.0%	76.0%	90.0%	55.0%	82.4%	84.2%	80.0%
CE05	KANSAS CITY	U5ET092K	TECHNICAL EDUCATION SERVICES INC	75.5%	77.9%	76.3%	83.5%	78.5%	77.0%	73.4%	79.4%	77.6%	69.0%	74.1%	79.8%	69.0%
CE07	WICHITA	Q6ZT586K	WICHITA AREA TECHNICAL COLLEGE	72.0%	77.5%	84.0%	79.9%	67.0%	80.2%	69.3%	82.5%	77.0%	75.8%	73.6%	77.7%	67.4%
CE09	LINCOLN	BX9T050R	WESTERN NEBRASKA COMMUNITY COLLEGE	89.5%	90.0%	100.0%	100.0%	97.1%	86.7%	75.0%	85.0%	83.3%	87.5%	91.7%	100.0%	100.0%
CE17	LOUISVILLE	EE9T109R	SOMERSET COMMUNITY COLLEGE	88.9%	80.0%	75.0%	100.0%	88.9%	100.0%	66.7%	80.0%	66.7%	75.0%	50.0%	75.0%	50.0%
CE19	NASHVILLE	MQJT005K	DEPT OF AEROSPACE MIDDLE TENNESSEE	78.9%	77.8%	81.3%	78.6%	77.1%	87.5%	73.3%	76.2%	81.3%	66.7%	69.2%	93.3%	87.5%
CE19	NASHVILLE	N4IT070K	NORTH CENTRAL INSTITUTE	85.2%	64.3%	83.3%	90.9%	72.0%	75.0%	58.3%	93.3%	91.7%	81.8%	75.0%	81.8%	100.0%
CE19	NASHVILLE	NVST018K	TENNESSEE COLLEGE OF APPLIED TECHNOLOGY, NASHVILLE	65.4%	74.7%	77.9%	67.0%	73.5%	80.3%	64.5%	62.9%	81.7%	70.0%	70.5%	80.0%	72.5%
CE19	NASHVILLE	O0ET097K	TENNESSEE COLLEGE OF APPLIED TECHNOLOGY MORRISTOWN	85.7%	85.9%	91.3%	89.0%	83.2%	80.8%	81.6%	86.7%	86.1%	74.7%	73.7%	85.9%	87.5%
CE21	MEMPHIS	EF9T110R	TENNESSEE COLLEGES OF APPLIED TECHNOLOGY-MEMPHIS	77.9%	78.8%	90.6%	78.5%	77.6%	74.5%	75.5%	73.4%	80.8%	61.6%	72.9%	91.7%	73.2%
EA01	ALBANY	VXYT570K	MOHAWK VALLEY COMMUNITY COLLEGE	81.3%	87.3%	83.0%	88.5%	82.2%	78.8%	73.0%	86.2%	82.0%	80.0%	73.6%	92.1%	84.8%
EA03	ALLEGHENY	HE1T189K	PITTSBURGH INSTITUTE OF AERONAUTICS	83.2%	77.0%	86.7%	81.8%	80.4%	76.3%	71.9%	85.2%	85.0%	73.3%	69.8%	86.0%	78.0%
EA07	BALTIMORE	I4PT091K	PITTSBURGH INSTITUTE OF AERONAUTICS	87.8%	76.6%	82.1%	82.0%	76.1%	74.9%	74.8%	87.1%	81.1%	72.1%	67.6%	81.0%	77.4%
EA09	CHARLESTON	MUET028K	ROBERT C BYRD NATIONAL AEROSPACE EDUCATION CENTER	71.1%	72.0%	68.4%	87.0%	81.6%	73.7%	68.4%	64.0%	83.3%	65.0%	84.2%	95.0%	70.0%

SCHOOL NORMS VS NATIONAL PASSING NORMS
1ST TEST ATTEMPT WITHIN 60 DAYS OF GRADUATION
PERCENTAGE OF QUESTIONS PASSED BY TOPIC

AMG

8080-08
2 QTR 2020

JUL 1, 2019 TO JUN 30, 2020

FSDO ID	FSDO NAME	SCHOOL CERTIFICATE #	SCHOOL NAME	JUL 1, 2019 TO JUN 30, 2020												
				Basic Electricity	Aircraft Drawings	Weight and Balance	Fluid Lines and Fittings	Materials and Processes	Ground Operation and Servicing	Cleaning and Corrosion Control	Mathematics	Maintenance Forms and Records	Basic Physics	Maintenance Publications	Mechanic Privileges and Limitations	Human Factors
			NATIONAL	77.8%	76.0%	81.4%	80.8%	75.8%	77.1%	71.5%	79.9%	80.5%	71.0%	70.3%	84.6%	76.2%
EA11	FARMINGDALE	AI9T009R	LEWIS WILSON TECHNOLOGICAL CENTER	80.4%	65.8%	85.0%	83.3%	82.0%	70.7%	79.4%	80.5%	82.8%	81.0%	76.8%	95.1%	75.0%
EA13	HARRISBURG	PNZT013K	PENN COLLEGE OF TECHNOLOGY	79.7%	90.0%	90.6%	90.0%	81.7%	90.0%	88.5%	95.0%	88.9%	78.1%	90.0%	81.3%	68.8%
EA15	NEW YORK CITY	AA9T001R	AVIATION TRAINING INSTITUTE AT VAUGHN COLLEGE OF AERONAUTICS	87.7%	79.1%	91.4%	65.6%	83.1%	80.6%	57.1%	83.0%	72.2%	70.6%	74.3%	83.3%	72.2%
EA17	PHILADELPHIA	7DET592K	DELAWARE TECHNICAL AND COMMUNITY COLLEGE	88.9%	65.0%	73.3%	94.7%	83.3%	86.7%	75.0%	89.5%	73.3%	81.3%	68.8%	93.3%	62.5%
EA17	PHILADELPHIA	AR9T018R	AVIATION INSTITUTE OF MAINTENANCE INC	71.3%	70.3%	75.2%	73.4%	67.9%	70.9%	61.5%	81.1%	79.1%	70.9%	64.7%	77.8%	75.0%
EA21	RICHMOND	B12T578K	BLUE RIDGE COMMUNITY COLLEGE	73.0%	67.6%	85.2%	86.7%	84.9%	76.9%	66.7%	73.0%	84.6%	85.2%	75.0%	89.3%	71.4%
EA21	RICHMOND	L48T855K	LIBERTY UNIVERSITY	85.1%	83.2%	80.6%	84.0%	83.1%	71.2%	76.7%	80.6%	76.1%	71.1%	66.7%	82.9%	81.6%
EA21	RICHMOND	LQPT037K	TRAINING SERVICES INC	78.2%	75.2%	79.0%	82.9%	75.3%	79.6%	70.3%	82.4%	82.3%	70.9%	68.8%	80.8%	78.0%
EA25	TETERBORO	BV9T048R	TETERBORO SCHOOL OF AERONAUTICS INC	80.3%	73.4%	84.6%	82.0%	78.7%	80.7%	67.0%	77.3%	78.9%	71.8%	69.9%	87.7%	83.0%
EA27	WASHINGTON	U6ET095K	TECHNICAL EDUCATION SERVICES INC	76.1%	71.9%	78.1%	77.2%	76.6%	81.3%	72.4%	87.0%	78.4%	77.6%	63.9%	88.2%	74.0%
EA27	WASHINGTON	AQ9T017R	UNIVERSITY OF THE DISTRICT OF COLUMBIA	77.8%	100.0%	83.3%	66.7%	92.3%	90.9%	60.0%	75.0%	100.0%	72.7%	75.0%	83.3%	66.7%
EA39	GREENSBORO	CUMT104K	CRAVEN COMMUNITY COLLEGE	70.8%	79.5%	90.3%	70.6%	71.9%	78.6%	63.3%	73.8%	86.7%	71.0%	87.1%	93.8%	81.3%
EA39	GREENSBORO	DT9T098R	WAYNE COMMUNITY COLLEGE	81.1%	75.0%	77.4%	90.9%	80.0%	78.6%	80.6%	78.0%	86.7%	81.3%	72.4%	86.7%	81.3%
EA39	GREENSBORO	EJ9T114R	GUILFORD TECHNICAL COMMUNITY COLLEGE	74.4%	75.3%	79.0%	82.4%	70.5%	80.4%	70.6%	81.3%	79.5%	66.9%	70.0%	75.4%	85.5%
EA61	BOSTON	61CT616K	CAPE COD COMMUNITY COLLEGE	70.8%	74.3%	80.8%	79.2%	83.3%	92.6%	75.0%	78.8%	72.4%	64.3%	66.7%	85.2%	71.4%
EA61	BOSTON	EC6T068K	NATIONAL AVIATION ACADEMY OF NEW ENGLAND	75.4%	71.9%	83.9%	75.1%	62.4%	74.2%	68.0%	86.4%	77.8%	71.2%	64.9%	77.5%	72.2%
EA63	WINDSOR LOCKS	EM9T117R	CONNECTICUT AERO TECH SCHOOL	89.5%	90.0%	87.5%	85.7%	82.4%	71.4%	57.1%	100.0%	100.0%	100.0%	85.7%	100.0%	100.0%
EA63	WINDSOR LOCKS	TF5T221N	STRATFORD SCHOOL FOR AVIATION MAINTENANCE TECHNICAL	81.8%	79.2%	86.0%	88.6%	85.4%	72.5%	75.0%	89.3%	81.4%	76.2%	88.4%	95.2%	81.8%
EA65	PORTLAND	NSUT025K	NASHUA COMMUNITY COLLEGE	82.4%	60.0%	100.0%	71.4%	72.2%	83.3%	62.5%	80.0%	100.0%	62.5%	75.0%	87.5%	100.0%
EA65	PORTLAND	VMQT049K	BURLINGTON TECHNICAL CENTER	100.0%	80.0%	100.0%	100.0%	87.5%	75.0%	100.0%	60.0%	100.0%	75.0%	100.0%	100.0%	100.0%
GL03	DUPAGE	AN9T014R	LEWIS UNIVERSITY	73.1%	75.2%	87.2%	82.4%	78.2%	81.3%	69.4%	77.6%	81.5%	63.3%	67.5%	83.3%	78.3%
GL03	DUPAGE	BS9T045R	ROCK VALLEY COLLEGE AVIATION TECH	79.7%	89.4%	88.5%	80.7%	82.3%	75.9%	78.8%	82.6%	87.7%	75.3%	77.6%	92.9%	79.5%

SCHOOL NORMS VS NATIONAL PASSING NORMS
1ST TEST ATTEMPT WITHIN 60 DAYS OF GRADUATION
PERCENTAGE OF QUESTIONS PASSED BY TOPIC

AMG

8080-08
2 QTR 2020

JUL 1, 2019 TO JUN 30, 2020

FSDO ID	FSDO NAME	SCHOOL CERTIFICATE #	SCHOOL NAME	Basic Electricity	Aircraft Drawings	Weight and Balance	Fluid Lines and Fittings	Materials and Processes	Ground Operation and Servicing	Cleaning and Corrosion Control	Mathematics	Maintenance Forms and Records	Basic Physics	Maintenance Publications	Mechanic Privileges and Limitations	Human Factors
			NATIONAL	77.8%	76.0%	81.4%	80.8%	75.8%	77.1%	71.5%	79.9%	80.5%	71.0%	70.3%	84.6%	76.2%
GL05	CINCINNATI	AC9T003R	MIAMI VALLEY CAREER TECHNOLOGY CENTER	67.1%	82.1%	82.8%	69.7%	76.2%	83.3%	65.6%	70.0%	73.3%	62.5%	54.8%	75.0%	62.5%
GL05	CINCINNATI	AD9T004R	CINCINNATI STATE TECHNICAL AND COMMUNITY COLLEGE	84.1%	72.0%	80.0%	72.2%	85.4%	94.1%	65.0%	63.0%	94.4%	65.0%	60.0%	95.0%	80.0%
GL05	CINCINNATI	GOKT001K	GREAT OAKS JOINT VOCATIONAL SCHOOL	73.8%	73.5%	85.2%	73.3%	73.1%	80.0%	39.3%	71.8%	84.0%	63.0%	57.7%	85.7%	71.4%
GL05	CINCINNATI	XSCT086K	SINCLAIR COMMUNITY COLLEGE	77.8%	90.0%	87.5%	91.7%	66.7%	85.7%	100.0%	54.5%	71.4%	62.5%	75.0%	75.0%	75.0%
GL07	COLUMBUS	DL9T090R	COLUMBUS STATE COMMUNITY COLLEGE	55.6%	86.7%	91.7%	68.8%	81.0%	72.7%	72.7%	66.7%	63.6%	58.3%	58.3%	72.7%	83.3%
GL09	GRAND RAPIDS	JX8T258Q	WESTERN MICHIGAN UNIVERSITY COLLEGE OF AVIATION	80.0%	100.0%	100.0%	100.0%	77.8%	100.0%	66.7%	80.0%	66.7%	100.0%	100.0%	100.0%	100.0%
GL09	GRAND RAPIDS	LW5T030N	ANDREWS UNIVERSITY	100.0%	100.0%	75.0%	75.0%	88.9%	100.0%	75.0%	100.0%	100.0%	100.0%	50.0%	100.0%	100.0%
GL09	GRAND RAPIDS	M90T074K	SCHOOL OF MISSIONARY AVIATION TECHNOLOGY	91.5%	84.1%	90.7%	88.0%	85.8%	81.3%	90.7%	93.0%	88.9%	85.5%	83.0%	92.7%	75.0%
GL09	GRAND RAPIDS	NSBT012K	NORTHERN MICHIGAN UNIVERSITY SCHOOL OF TECHNOLOGY	74.1%	71.4%	72.7%	63.6%	88.9%	90.9%	100.0%	85.7%	58.3%	83.3%	75.0%	100.0%	83.3%
GL11	INDIANAPOLIS	CG9T059R	PURDUE UNIV DEPT OF AVIATION TECH	72.2%	75.0%	83.9%	78.8%	78.5%	69.0%	64.5%	92.3%	73.3%	75.0%	67.7%	74.2%	81.3%
GL11	INDIANAPOLIS	PF2T081L	VINCENNES UNIVERSITY	73.8%	79.4%	83.3%	94.5%	88.9%	76.5%	72.7%	82.9%	83.3%	60.7%	78.8%	94.4%	78.6%
GL11	INDIANAPOLIS	USBT077S	AMERICAN TRANS AIR TRAINING CORPORATION	85.9%	77.6%	82.1%	80.6%	59.3%	72.2%	64.9%	82.7%	80.0%	60.0%	78.9%	87.5%	70.0%
GL13	MILWAUKEE	CF9T058R	MILWAUKEE AREA TECHNICAL COLLEGE	78.6%	60.0%	91.7%	100.0%	84.6%	90.9%	100.0%	86.7%	83.3%	75.0%	50.0%	80.0%	83.3%
GL13	MILWAUKEE	OAYT031K	FOX VALLEY TECHNICAL SCHOOL	85.8%	75.7%	88.1%	90.3%	77.3%	86.8%	81.0%	94.9%	85.2%	81.7%	79.7%	83.3%	90.0%
GL15	MINNEAPOLIS	6LRT617K	LAKE SUPERIOR COLLEGE	74.5%	68.0%	75.0%	87.5%	64.3%	83.3%	50.0%	65.4%	80.0%	70.0%	64.7%	84.2%	70.0%
GL15	MINNEAPOLIS	CI9T061R	MINNEAPOLIS COMMUNITY AND TECHNICAL COLLEGE	70.4%	84.6%	83.3%	71.4%	85.7%	91.7%	58.3%	87.5%	81.8%	66.7%	58.3%	100.0%	66.7%
GL19	SPRINGFIELD	BNZT547C	SOUTHERN ILLINOIS UNIV AVN TECH	89.6%	92.6%	85.7%	81.4%	82.1%	82.9%	79.1%	87.9%	90.2%	83.7%	77.3%	93.2%	63.6%
GL19	SPRINGFIELD	L9LT087K	LINCOLN LAND COMMUNITY COLLEGE	66.7%	70.0%	100.0%	100.0%	56.3%	100.0%	75.0%	91.7%	100.0%	75.0%	62.5%	75.0%	100.0%
GL21	FARGO	CH9T060R	NORTHLAND COMMUNITY AND TECHNICAL COLLEGE	55.6%	75.0%	75.0%	100.0%	62.5%	100.0%	50.0%	100.0%	100.0%	100.0%	100.0%	100.0%	100.0%
GL23	EAST MICHIGAN	BN9T040R	MIAT COLLEGE OF TECHNOLOGY	71.0%	66.9%	79.0%	74.2%	71.0%	66.9%	66.2%	74.6%	75.0%	69.7%	57.0%	81.3%	55.6%

SCHOOL NORMS VS NATIONAL PASSING NORMS
1ST TEST ATTEMPT WITHIN 60 DAYS OF GRADUATION
PERCENTAGE OF QUESTIONS PASSED BY TOPIC

AMG

8080-08
2 QTR 2020

JUL 1, 2019 TO JUN 30, 2020

FSDO ID	FSDO NAME	SCHOOL CERTIFICATE #	SCHOOL NAME	JUL 1, 2019 TO JUN 30, 2020												
				Basic Electricity	Aircraft Drawings	Weight and Balance	Fluid Lines and Fittings	Materials and Processes	Ground Operation and Servicing	Cleaning and Corrosion Control	Mathematics	Maintenance Forms and Records	Basic Physics	Maintenance Publications	Mechanic Privileges and Limitations	Human Factors
			NATIONAL	77.8%	76.0%	81.4%	80.8%	75.8%	77.1%	71.5%	79.9%	80.5%	71.0%	70.3%	84.6%	76.2%
GL23	EAST MICHIGAN	JW8T257Q	LANSING COMMUNITY COLLEGE	78.7%	69.7%	75.0%	76.7%	79.5%	84.8%	70.0%	84.4%	78.3%	80.3%	69.1%	92.9%	69.4%
GL25	CLEVELAND	EO9T119R	MAHONING COUNTY CAREER AND TECHNICAL CENTER	78.4%	73.7%	87.5%	84.6%	82.9%	80.0%	86.7%	90.0%	100.0%	62.5%	73.3%	87.5%	75.0%
GL25	CLEVELAND	P6HT576K	PITTSBURGH INSTITUTE OF AERONAUTICS	80.4%	77.3%	90.1%	85.7%	76.5%	79.0%	74.4%	80.9%	77.7%	68.8%	64.9%	82.0%	80.4%
GL27	RAPID CITY	OV5T107N	LAKE AREA TECHNICAL INSTITUTE	72.7%	86.1%	87.1%	81.8%	74.4%	83.6%	75.4%	78.3%	86.4%	79.7%	79.4%	85.9%	81.3%
NM01	SEATTLE	EU9T125R	EVERETT COMMUNITY COLLEGE	80.7%	78.6%	83.3%	77.3%	88.7%	75.0%	81.0%	71.0%	86.4%	78.3%	75.0%	82.6%	66.7%
NM01	SEATTLE	HQ6T596N	SOUTH SEATTLE COLLEGE	83.5%	72.7%	90.9%	87.2%	81.6%	78.7%	73.1%	89.9%	84.2%	75.9%	75.0%	92.0%	90.0%
NM01	SEATTLE	MK8T323Q	CLOVER PARK TECHNICAL COLLEGE	82.4%	78.1%	91.9%	80.7%	82.1%	79.0%	69.4%	86.8%	81.6%	75.3%	77.2%	88.0%	77.3%
NM03	DENVER	DH9T086R	SPARTAN COLLEGE OF AERONAUTICS AND TECHNOLOGY	74.9%	79.2%	75.8%	83.9%	75.0%	83.0%	74.9%	81.0%	83.5%	71.1%	72.6%	85.0%	76.4%
NM05	HELENA	QH2T109L	HELENA COLLEGE UNIVERSITY OF MONTANA	88.9%	80.0%	50.0%	100.0%	75.0%	100.0%	50.0%	100.0%	100.0%	50.0%	75.0%	75.0%	100.0%
NM07	SALT LAKE CITY	ER9T122R	COLORADO NORTHWESTERN COMMUNITY COLLEGE	96.4%	85.7%	100.0%	80.0%	81.5%	81.8%	81.8%	80.0%	76.9%	66.7%	50.0%	90.9%	100.0%
NM07	SALT LAKE CITY	ET9T124R	IDAHO STATE UNIVERSITY	88.9%	80.0%	87.5%	75.0%	63.6%	71.4%	87.5%	100.0%	83.3%	100.0%	75.0%	75.0%	75.0%
NM07	SALT LAKE CITY	EW9T127R	SALT LAKE COMMUNITY COLLEGE	85.0%	79.4%	83.3%	89.6%	87.8%	81.6%	73.2%	91.4%	84.5%	88.9%	84.6%	96.2%	75.0%
NM07	SALT LAKE CITY	GO3T534L	UTAH STATE UNIVERSITY	100.0%	80.0%	75.0%	90.9%	90.9%	87.5%	75.0%	90.9%	71.4%	50.0%	100.0%	87.5%	75.0%
NM09	PORTLAND	DA9T079R	PORTLAND COMMUNITY COLLEGE	77.8%	92.9%	83.3%	73.3%	81.0%	72.7%	81.8%	87.5%	81.8%	75.0%	91.7%	83.3%	33.3%
NM09	PORTLAND	EM8T117Q	LANE COMMUNITY COLLEGE	72.2%	80.0%	80.0%	93.3%	94.4%	93.3%	87.5%	88.2%	81.3%	93.8%	87.5%	92.9%	75.0%
NM13	SPOKANE	EL8T116Q	BIG BEND COMMUNITY COLLEGE	77.8%	80.0%	75.0%	100.0%	66.7%	66.7%	33.3%	60.0%	75.0%	75.0%	100.0%	100.0%	100.0%
NM13	SPOKANE	GJ6T563N	SPOKANE COMMUNITY COLLEGE	79.6%	78.6%	91.7%	92.9%	84.4%	68.2%	87.0%	90.9%	81.8%	81.8%	87.5%	87.0%	83.3%
NM13	SPOKANE	4NIT612K	NORTH IDAHO COLLEGE AEROSPACE CENTER OF EXCELLENCE	83.3%	70.0%	75.0%	91.7%	66.7%	50.0%	87.5%	90.0%	71.4%	87.5%	87.5%	85.7%	50.0%
NM13	SPOKANE	3MBT603K	MOODY BIBLE INSTITUTE OF CHICAGO	81.5%	86.7%	82.6%	96.3%	85.1%	76.2%	91.3%	90.3%	76.2%	91.7%	87.5%	91.3%	75.0%
SO09	ALABAMA & NW	3AQT606K	ALABAMA AVIATION CENTER A UNITE OF ENTERPRISE STAT	86.7%	62.5%	85.0%	90.5%	80.6%	89.5%	80.0%	81.5%	94.4%	70.0%	75.0%	85.0%	100.0%
SO09	ALABAMA & NW	5GST621K	GEORGE STONE TECHNICAL CENTER	76.1%	65.6%	82.4%	70.9%	67.0%	89.8%	72.0%	75.0%	75.0%	71.2%	66.7%	86.0%	84.6%
SO09	ALABAMA & NW	EN4T160M	ALABAMA AVIATION CENTER A UNIT OF ENTERPRISE COMMU	78.2%	73.0%	83.3%	78.9%	81.0%	74.7%	56.6%	68.8%	80.4%	70.9%	64.5%	84.2%	69.2%

SCHOOL NORMS VS NATIONAL PASSING NORMS
1ST TEST ATTEMPT WITHIN 60 DAYS OF GRADUATION
PERCENTAGE OF QUESTIONS PASSED BY TOPIC

AMG

8080-08
2 QTR 2020

JUL 1, 2019 TO JUN 30, 2020

FSDO ID	FSDO NAME	SCHOOL CERTIFICATE #	SCHOOL NAME	Basic Electricity	Aircraft Drawings	Weight and Balance	Fluid Lines and Fittings	Materials and Processes	Ground Operation and Servicing	Cleaning and Corrosion Control	Mathematics	Maintenance Forms and Records	Basic Physics	Maintenance Publications	Mechanic Privileges and Limitations	Human Factors
			NATIONAL	77.8%	76.0%	81.4%	80.8%	75.8%	77.1%	71.5%	79.9%	80.5%	71.0%	70.3%	84.6%	76.2%
SO09	ALABAMA & NW	QLAT006K	ALABAMA AVIATION CENTER MOBILE OF COASTAL ALABAMA COMMUNITY COLLEGE	75.8%	72.7%	78.9%	77.0%	80.0%	75.8%	61.2%	70.2%	80.3%	71.4%	68.7%	91.5%	75.0%
SO09	ALABAMA & NW	77HT588K	HANEY TECHNICAL CENTER HIGH SCHOOL	81.9%	82.5%	74.2%	82.8%	77.1%	81.5%	64.5%	75.0%	86.7%	71.9%	71.0%	80.6%	81.3%
SO11	ATLANTA	1CVT581K	GEORGIA NORTHWESTERN TECHNICAL COLLEGE	87.4%	82.6%	85.5%	88.3%	80.7%	83.3%	75.9%	85.5%	85.7%	70.9%	74.1%	83.9%	75.0%
SO11	ATLANTA	40ST600K	SAVANNAH TECHNICAL COLLEGE	75.5%	81.5%	72.7%	83.3%	76.1%	76.9%	78.6%	91.1%	90.5%	61.4%	81.0%	79.1%	77.3%
SO11	ATLANTA	AU8T098K	AUGUSTA TECHNICAL COLLEGE	83.3%	70.0%	71.4%	71.4%	64.7%	85.7%	75.0%	60.0%	100.0%	50.0%	87.5%	87.5%	100.0%
SO11	ATLANTA	CU9T073R	SOUTH GEORGIA TECHNICAL COLLEGE	68.5%	82.8%	83.3%	80.0%	76.6%	82.6%	65.2%	86.7%	68.2%	70.8%	62.5%	82.6%	75.0%
SO11	ATLANTA	GV0T010K	CENTRAL GEORGIA TECHNICAL COLLEGE	85.2%	86.7%	83.3%	90.9%	81.5%	90.0%	100.0%	92.9%	75.0%	100.0%	75.0%	100.0%	83.3%
SO11	ATLANTA	HG6T054K	MIDDLE GEORGIA STATE UNIVERSITY	77.5%	75.7%	79.7%	80.0%	78.4%	72.7%	64.4%	69.2%	84.5%	69.0%	69.6%	88.1%	73.3%
SO11	ATLANTA	VI8T077K	TECHNICAL EDUCATION SERVICES INC	77.8%	75.6%	78.6%	81.5%	76.7%	77.6%	76.1%	81.6%	83.5%	70.9%	70.8%	86.7%	76.3%
SO13	COLUMBIA	3PIT597K	PITTSBURGH INSTITUTE OF AERONAUTICS	77.1%	73.4%	81.7%	86.1%	74.3%	71.2%	76.4%	80.4%	78.2%	69.9%	71.8%	85.5%	85.3%
SO13	COLUMBIA	EC9T107R	TRIDENT TECHNICAL COLLEGE	70.4%	50.0%	66.7%	100.0%	80.0%	72.7%	41.7%	93.8%	75.0%	81.8%	75.0%	91.7%	66.7%
SO13	COLUMBIA	EI9T113R	GREENVILLE TECHNICAL COLLEGE	83.8%	83.3%	81.3%	85.7%	87.5%	87.5%	68.8%	86.4%	87.5%	85.7%	93.3%	93.8%	62.5%
SO15	ORLANDO	6EFT614K	EASTERN FLORIDA STATE COLLEGE	77.2%	75.7%	87.9%	81.9%	76.6%	76.4%	75.4%	77.2%	70.4%	80.0%	74.1%	88.3%	93.3%
SO15	ORLANDO	FHXT099K	FLORIDA STATE COLLEGE AT JACKSONVILLE AVIATION CEN	72.0%	79.4%	74.5%	67.2%	63.3%	68.6%	78.3%	82.1%	72.7%	69.2%	70.6%	82.7%	88.5%
SO15	ORLANDO	NX4T404M	EMBRY RIDDLE AERONAUTICAL UNIVERSITY	92.1%	76.8%	78.2%	89.1%	84.6%	83.0%	70.4%	94.4%	81.8%	87.5%	87.0%	87.3%	92.9%
SO15	ORLANDO	Q5VT572K	AVIATION INSTITUTE OF MAINTENANCE	68.8%	69.6%	73.5%	76.6%	67.2%	75.2%	69.9%	71.3%	71.0%	67.6%	65.4%	80.2%	74.7%
SO15	ORLANDO	6CKT604K	CENTRAL FLORIDA AEROSPACE ACADEMY	80.0%	85.0%	93.8%	69.6%	79.2%	78.6%	75.0%	90.9%	85.7%	81.3%	87.5%	81.3%	62.5%
SO19	SOUTH FLORIDA	CT9T072R	GEORGE T BAKER AVIATION TECHNICAL COLLEGE	79.9%	77.0%	84.1%	79.8%	79.0%	74.6%	71.2%	76.5%	83.5%	69.2%	69.7%	88.1%	73.7%
SO19	SOUTH FLORIDA	IP8T224Q	BROWARD COLLEGE	72.5%	78.8%	87.6%	82.3%	79.9%	81.4%	68.5%	72.6%	84.3%	70.7%	65.5%	91.0%	71.7%

SCHOOL NORMS VS NATIONAL PASSING NORMS
1ST TEST ATTEMPT WITHIN 60 DAYS OF GRADUATION
PERCENTAGE OF QUESTIONS PASSED BY TOPIC

AMG

8080-08
2 QTR 2020

JUL 1, 2019 TO JUN 30, 2020

FSDO ID	FSDO NAME	SCHOOL CERTIFICATE #	SCHOOL NAME	Basic Electricity	Aircraft Drawings	Weight and Balance	Fluid Lines and Fittings	Materials and Processes	Ground Operation and Servicing	Cleaning and Corrosion Control	Mathematics	Maintenance Forms and Records	Basic Physics	Maintenance Publications	Mechanic Privileges and Limitations	Human Factors
			NATIONAL	77.8%	76.0%	81.4%	80.8%	75.8%	77.1%	71.5%	79.9%	80.5%	71.0%	70.3%	84.6%	76.2%
SO19	SOUTH FLORIDA	WT5T076K	LORENZO WALKER TECHNICAL COLLEGE	75.0%	60.0%	75.0%	71.4%	72.2%	62.5%	100.0%	60.0%	62.5%	87.5%	60.0%	100.0%	50.0%
SO35	TAMPA	BU9T047R	LIVELY TECHNICAL CENTER	80.0%	60.0%	87.5%	83.3%	76.5%	75.0%	87.5%	70.0%	77.8%	87.5%	80.0%	100.0%	50.0%
SO35	TAMPA	DV9T100R	NATIONAL AVIATION ACADEMY OF MISSISSIPPI INC	77.7%	73.3%	81.0%	84.6%	69.2%	75.9%	72.5%	83.0%	76.1%	70.6%	64.9%	79.7%	73.4%
SW01	ALBUQUERQUE	Q8UT573K	CENTRAL NEW MEXICO COMMUNITY COLLEGE	87.5%	86.8%	96.8%	90.9%	84.8%	83.9%	90.0%	92.5%	86.7%	87.5%	83.3%	93.5%	68.8%
SW03	BATON ROUGE	2BTT611K	BATON ROUGE COMMUNITY COLLEGE	75.6%	68.0%	94.7%	90.9%	81.6%	84.2%	84.2%	96.0%	83.3%	80.0%	70.0%	85.0%	80.0%
SW03	BATON ROUGE	LVFT015K	SOUTH LOUISIANA COMMUNITY COLLEGE	88.9%	100.0%	100.0%	100.0%	88.9%	100.0%	100.0%	100.0%	100.0%	75.0%	100.0%	100.0%	100.0%
SW09	HOUSTON	9MUT613K	MICHICAGN INSTITUTE OF AERONAUTICS INC	77.1%	81.8%	91.9%	79.4%	76.9%	80.4%	62.3%	71.1%	91.5%	68.3%	71.0%	76.6%	78.1%
SW09	HOUSTON	X88T585K	AVIATION INSTITUTE OF MAINTENANCE	71.7%	66.3%	68.8%	72.3%	70.0%	64.0%	62.9%	69.8%	74.0%	60.4%	63.7%	73.9%	70.1%
SW11	LITTLE ROCK	AW9T023R	PULASKI TECHNICAL COLLEGE	70.8%	74.4%	81.3%	86.2%	71.0%	76.0%	76.7%	76.7%	93.3%	71.0%	78.1%	75.0%	87.5%
SW11	LITTLE ROCK	XSOT102K	SOUTHERN ARKANSAS UNIVERSITY TECH-TEXARKANA CAMPUS	77.8%	40.0%	75.0%	100.0%	66.7%	100.0%	50.0%	40.0%	100.0%	75.0%	100.0%	75.0%	100.0%
SW11	LITTLE ROCK	BD9T030R	SOUTHERN ARKANSAS UNIVERSITY	66.7%	80.0%	75.0%	75.0%	100.0%	100.0%	100.0%	75.0%	75.0%	50.0%	75.0%	100.0%	100.0%
SW13	LUBBOCK	BC9T029R	EASTERN NEW MEXICO UNIVERSITY	77.8%	60.0%	75.0%	100.0%	62.5%	100.0%	25.0%	60.0%	100.0%	25.0%	75.0%	50.0%	100.0%
SW13	LUBBOCK	VMCT038K	MIDLAND COLLEGE AMT	72.2%	60.0%	87.5%	81.3%	33.3%	75.0%	75.0%	91.7%	83.3%	87.5%	75.0%	75.0%	75.0%
SW13	LUBBOCK	XW5T078K	SOUTHWEST TECHNOLOGY CENTER	60.6%	81.6%	78.1%	84.8%	75.4%	69.0%	58.1%	75.6%	66.7%	83.9%	56.3%	64.5%	68.8%
SW13	LUBBOCK	AM0T064K	AMARILLO COLLEGE	83.9%	67.6%	81.5%	92.0%	87.3%	96.0%	85.7%	87.5%	82.1%	75.0%	82.1%	88.5%	78.6%
SW13	LUBBOCK	XM0T044K	TEXAS STATE TECHNICAL COLLEGE	33.3%	50.0%	75.0%	66.7%	77.8%	50.0%	50.0%	100.0%	100.0%	25.0%	50.0%	100.0%	100.0%
SW15	OKLAHOMA CITY	BE9T031R	METRO-TECH AVIATION CAREER CENTER	83.1%	84.1%	91.7%	77.4%	79.2%	74.2%	73.5%	80.9%	91.2%	74.3%	73.5%	97.2%	83.3%
SW15	OKLAHOMA CITY	BF9T032R	TULSA TECHNOLOGY CENTER SCHOOL DISTRICT NUMBER 18	80.4%	76.0%	84.2%	85.7%	81.8%	78.9%	66.7%	100.0%	76.5%	80.0%	73.7%	80.0%	70.0%
SW15	OKLAHOMA CITY	BG9T033R	GORDON COOPER TECHNOLOGY CENTER	72.7%	92.9%	83.3%	95.2%	74.5%	61.9%	65.2%	90.6%	75.0%	68.2%	82.6%	87.5%	100.0%
SW15	OKLAHOMA CITY	CB9T054R	SPARTAN EDUCATION LLC	72.1%	75.4%	84.0%	77.1%	71.3%	68.1%	73.1%	80.0%	74.1%	80.8%	72.1%	89.6%	84.6%
SW15	OKLAHOMA CITY	VVLT036R	CANADIAN VALLEY TECHNOLOGY CENTER	94.0%	76.5%	78.6%	90.9%	91.5%	77.8%	74.1%	88.6%	88.9%	85.7%	91.7%	85.7%	85.7%

SCHOOL NORMS VS NATIONAL PASSING NORMS
1ST TEST ATTEMPT WITHIN 60 DAYS OF GRADUATION
PERCENTAGE OF QUESTIONS PASSED BY TOPIC

AMG

8080-08
2 QTR 2020

JUL 1, 2019 TO JUN 30, 2020

FSDO ID	FSDO NAME	SCHOOL CERTIFICATE #	SCHOOL NAME	Basic Electricity	Aircraft Drawings	Weight and Balance	Fluid Lines and Fittings	Materials and Processes	Ground Operation and Servicing	Cleaning and Corrosion Control	Mathematics	Maintenance Forms and Records	Basic Physics	Maintenance Publications	Mechanic Privileges and Limitations	Human Factors
			NATIONAL	77.8%	76.0%	81.4%	80.8%	75.8%	77.1%	71.5%	79.9%	80.5%	71.0%	70.3%	84.6%	76.2%
SW17	SAN ANTONIO	BJ2T718K	HALLMARK UNIVERSITY, INC.	75.3%	80.1%	79.1%	86.1%	75.3%	85.8%	75.6%	80.0%	80.2%	74.1%	76.2%	87.1%	85.3%
SW17	SAN ANTONIO	PHJT009K	ST PHILIPS COLLEGE	85.1%	78.2%	88.6%	68.6%	82.3%	72.5%	54.8%	80.7%	80.0%	77.3%	66.7%	90.7%	81.8%
SW17	SAN ANTONIO	ZUTT051K	TEXAS STATE TECHNICAL COLLEGE	71.2%	64.1%	78.1%	83.3%	76.6%	70.0%	62.5%	73.2%	78.8%	62.5%	64.3%	76.7%	75.0%
SW17	SAN ANTONIO	D18T094K	DEL MAR COLLEGE	33.3%	20.0%	0.0%	75.0%	55.6%	25.0%	75.0%	50.0%	25.0%	50.0%	25.0%	25.0%	0.0%
SW19	NORTH TEXAS	AZ9T026R	TARRANT COUNTY COLLEGE	76.9%	72.3%	80.2%	72.0%	76.5%	82.0%	71.1%	75.0%	80.2%	63.5%	71.3%	83.7%	77.1%
SW19	NORTH TEXAS	FT8T150Q	TEXAS STATE TECHNICAL COLLEGE	77.8%	72.9%	78.9%	86.0%	77.1%	84.2%	60.5%	79.2%	88.9%	76.9%	80.0%	82.5%	75.0%
SW19	NORTH TEXAS	GM8T169Q	LETOURNEAU UNIVERSITY	81.1%	77.1%	79.5%	83.3%	73.0%	83.3%	86.8%	83.3%	84.6%	72.5%	69.2%	86.8%	95.0%
SW19	NORTH TEXAS	U5DT571K	AVIATION INSTITUTE OF MAINTENANCE	74.2%	73.7%	75.7%	74.8%	71.3%	74.9%	66.0%	79.4%	76.8%	62.8%	67.5%	85.9%	78.3%
SW31	JACKSON	DU9T099R	HINDS COMMUNITY COLLEGE DISTRICT	84.4%	85.3%	80.8%	85.0%	77.7%	86.3%	70.4%	83.3%	80.8%	64.3%	71.7%	94.4%	71.4%
SW31	JACKSON	EH9T112R	NORTHWEST MISSISSIPPI COMMUNITY COLLEGE	77.8%	85.0%	81.3%	87.9%	80.6%	92.9%	83.3%	81.4%	82.1%	68.8%	68.8%	78.1%	62.5%
WP01	VAN NUYS	CZ9T078R	NORTH VALLEY OCCUPATIONAL CENTER	82.9%	84.1%	69.4%	85.3%	80.8%	69.7%	74.3%	84.8%	88.6%	80.6%	78.8%	88.6%	83.3%
WP01	VAN NUYS	VLTT024K	ANTELOPE VALLEY COMMUNITY COLLEGE	79.6%	76.0%	95.0%	95.2%	73.7%	70.0%	89.5%	80.8%	80.0%	85.0%	57.1%	94.4%	90.0%
WP05	LONG BEACH	DP9T094R	ORANGE COAST COLLEGE	97.9%	80.0%	65.0%	83.3%	88.6%	77.8%	77.8%	70.8%	94.7%	70.0%	83.3%	89.5%	80.0%
WP07	SCOTTSDALE	7WET596K	WESTERN MARICOPA EDUCATION CENTER	77.2%	85.4%	82.5%	82.5%	69.5%	75.0%	77.8%	78.8%	89.2%	79.5%	73.7%	85.0%	60.0%
WP07	SCOTTSDALE	GBIT003K	CHANDLER-GILBERT COMMUNITY COLLEGE	78.7%	81.7%	83.9%	87.8%	78.6%	78.1%	76.1%	80.0%	85.4%	76.8%	76.2%	92.5%	84.3%
WP07	SCOTTSDALE	IZPT564X	PIMA COUNTY COMMUNITY COLLEGE	79.8%	83.3%	95.5%	87.0%	76.9%	85.7%	77.5%	79.7%	92.1%	74.4%	74.4%	90.9%	81.8%
WP09	SAN DIEGO	CM9T065R	SAN DIEGO COMMUNITY COLLEGE DISTRICT	83.3%	75.0%	93.3%	100.0%	79.3%	71.4%	87.5%	90.5%	85.7%	68.8%	81.3%	66.7%	62.5%
WP13	HONOLULU	DI9T087R	HONOLULU COMMUNITY COLLEGE - DEPT OF AERONAUTICS	66.7%	80.0%	100.0%	62.5%	88.2%	83.3%	87.5%	72.7%	85.7%	50.0%	75.0%	100.0%	75.0%
WP15	SAN JOSE	DJ9T088R	GAVILAN COLLEGE	82.2%	84.0%	90.0%	91.3%	89.5%	64.7%	63.2%	92.3%	88.9%	90.0%	80.0%	73.7%	90.0%
WP17	FRESNO	CU3T436L	REEDLEY COLLEGE	84.3%	90.0%	92.5%	95.3%	79.5%	80.0%	75.0%	94.2%	91.2%	77.5%	84.2%	80.0%	80.0%
WP17	FRESNO	YSJT030K	SAN JOAQUIN VALLEY COLLEGE INC	71.8%	73.4%	85.7%	89.9%	76.7%	77.6%	80.8%	77.6%	76.6%	80.8%	74.5%	90.2%	76.9%
WP19	LAS VEGAS	9VMT610K	AVIATION INSTITUTE OF MAINTENANCE	75.7%	74.4%	73.1%	70.2%	69.3%	71.3%	66.0%	71.6%	76.5%	61.4%	61.9%	80.9%	68.6%

SCHOOL NORMS VS NATIONAL PASSING NORMS
1ST TEST ATTEMPT WITHIN 60 DAYS OF GRADUATION
PERCENTAGE OF QUESTIONS PASSED BY TOPIC

AMG

8080-08
2 QTR 2020

JUL 1, 2019 TO JUN 30, 2020

FSDO ID	FSDO NAME	SCHOOL CERTIFICATE #	SCHOOL NAME	Basic Electricity	Aircraft Drawings	Weight and Balance	Fluid Lines and Fittings	Materials and Processes	Ground Operation and Servicing	Cleaning and Corrosion Control	Mathematics	Maintenance Forms and Records	Basic Physics	Maintenance Publications	Mechanic Privileges and Limitations	Human Factors
			NATIONAL	77.8%	76.0%	81.4%	80.8%	75.8%	77.1%	71.5%	79.9%	80.5%	71.0%	70.3%	84.6%	76.2%
WP21	RIVERSIDE	7BIT627K	BOUNTY ISLAND CORPORATION	74.8%	78.1%	81.3%	68.4%	73.8%	61.7%	64.7%	74.2%	75.0%	75.0%	63.3%	94.0%	65.4%
WP21	RIVERSIDE	CK9T063R	CHAFFEY COMMUNITY COLLEGE	81.3%	77.4%	86.8%	76.5%	84.4%	70.8%	74.2%	67.0%	82.3%	67.2%	75.0%	85.1%	85.3%
WP21	RIVERSIDE	HO8T197Q	SAN BERNARDINO VALLEY COLLEGE	81.5%	82.8%	78.3%	83.3%	77.5%	77.3%	58.3%	63.6%	81.8%	65.2%	66.7%	91.7%	66.7%
WP23	LOS ANGELES	CQ9T069R	MT SAN ANTONIO COLLEGE	88.9%	90.0%	62.5%	85.7%	64.7%	100.0%	100.0%	63.6%	100.0%	87.5%	50.0%	50.0%	75.0%
WP23	LOS ANGELES	GH3T527L	WEST LOS ANGELES COLLEGE	84.8%	69.4%	80.0%	68.9%	75.3%	68.4%	78.9%	74.5%	82.1%	71.8%	77.8%	94.4%	75.0%
WP23	LOS ANGELES	NR0T084K	SPARTAN COLLEGE OF AERONAUTICS & TECHNOLOGY	83.3%	81.3%	82.1%	77.6%	81.3%	79.1%	75.3%	79.7%	79.4%	70.0%	78.9%	88.4%	68.0%
WP25	SACRAMENTO	BI9T035R	SACRAMENTO CITY COLLEGE	91.3%	80.0%	73.7%	100.0%	87.2%	94.7%	83.3%	79.2%	77.8%	90.0%	84.2%	100.0%	70.0%
WP25	SACRAMENTO	DB9T080R	SOLANO COMM COLLEGE SCHOOL OF AERO	66.7%	60.0%	100.0%	100.0%	61.1%	66.7%	75.0%	90.0%	75.0%	37.5%	50.0%	100.0%	75.0%
WP27	OAKLAND	2AQT602K	AVIATION INSTITUTE OF MAINTENANCE OAKLAND CAMPUS	87.2%	78.8%	79.4%	72.3%	78.7%	81.0%	64.5%	81.5%	86.1%	65.1%	65.0%	80.8%	65.6%
WP27	OAKLAND	CO9T067R	COLLEGE OF ALAMEDA	78.4%	72.4%	87.2%	79.6%	79.8%	74.4%	56.8%	60.3%	79.1%	55.3%	75.0%	75.0%	75.0%
WP27	OAKLAND	DC9T081R	CITY COLLEGE OF SAN FRANCISCO	88.9%	30.0%	75.0%	100.0%	77.8%	85.7%	85.7%	90.0%	85.7%	87.5%	62.5%	87.5%	50.0%

SCHOOL NORMS VS NATIONAL PASSING NORMS
1ST TEST ATTEMPT WITHIN 60 DAYS OF GRADUATION
PERCENTAGE OF QUESTIONS PASSED BY TOPIC

AMP

8080-08
2 QTR 2020

FSDO ID	FSDO NAME	SCHOOL CERTIFICATE #	SCHOOL NAME	JUL 1, 2019 TO JUN 30, 2020														
				Reciprocating Engines	Turbine Engines	Engine Inspection	Engine Instrument Systems	Engine Fire Protection Systems	Engine Electrical Systems	Lubrication Systems	Ignition and Starting Systems	Fuel Metering Systems	Engine Fuel Systems	Induction and Engine Airflow Systems	Engine Cooling Systems	Engine Exhaust and Reverser Systems	Propellers	Auxiliary Power Units
			NATIONAL	82.8%	79.4%	80.0%	80.8%	79.1%	78.5%	76.3%	77.2%	78.8%	80.3%	77.2%	81.7%	75.4%	80.2%	75.8%
AL01	FAIRBANKS	DW9T101R	UNIVERSITY OF ALASKA FAIRBANKS	85.3%	85.3%	86.7%	72.0%	88.9%	74.5%	84.4%	85.1%	85.8%	81.7%	78.3%	86.7%	81.7%	86.2%	87.5%
AL03	ANCHORAGE	DQ9T095R	UNIVERSITY OF ALASKA ANCHORAGE	90.0%	75.0%	100.0%	60.0%	100.0%	85.7%	88.9%	100.0%	100.0%	100.0%	75.0%	66.7%	100.0%	86.7%	100.0%
CE01	DES MOINES	BJ9T036R	IOWA WESTERN COMMUNITY COLLEGE	90.0%	85.3%	82.4%	88.3%	86.1%	82.4%	71.3%	76.7%	80.2%	89.6%	72.9%	83.3%	76.0%	78.8%	85.7%
CE01	DES MOINES	BL9T038R	INDIAN HILLS COMMUNITY COLLEGE	93.3%	83.3%	87.5%	80.0%	88.9%	95.2%	96.3%	78.8%	74.1%	100.0%	75.0%	88.9%	84.6%	95.5%	100.0%
CE03	ST LOUIS	CY9T077R	STATE TECHNICAL COLLEGE OF MISSOURI	80.0%	75.0%	78.6%	84.0%	86.7%	86.1%	80.0%	74.5%	73.3%	70.0%	75.0%	73.3%	76.2%	76.7%	66.7%
CE03	ST LOUIS	DEMT159D	COMMUNITY COLLEGE DISTRICT NUMBER 522	86.0%	71.9%	93.3%	80.0%	66.7%	80.0%	73.3%	79.3%	84.4%	80.0%	75.0%	73.3%	65.0%	82.7%	40.0%
CE05	KANSAS CITY	U5ET092K	TECHNICAL EDUCATION SERVICES INC	78.2%	74.0%	79.2%	74.1%	74.5%	67.2%	71.9%	70.7%	74.8%	85.3%	82.4%	84.3%	67.6%	75.0%	73.7%
CE07	WICHITA	Q6ZT586K	WICHITA AREA TECHNICAL	85.3%	83.5%	87.1%	83.8%	85.4%	83.5%	78.5%	78.1%	84.6%	81.3%	79.7%	84.4%	82.4%	80.4%	68.6%
CE09	LINCOLN	BX9T050R	WESTERN NEBRASKA COMMUNITY COLLEGE	87.8%	87.7%	96.2%	91.1%	88.9%	92.1%	82.7%	78.2%	85.2%	77.8%	77.8%	85.2%	83.8%	74.1%	77.8%
CE17	LOUISVILLE	9JCT625K	JEFFERSON COMMUNITY TECHNICAL COLLEGE	70.0%	91.7%	66.7%	60.0%	33.3%	85.7%	88.9%	72.7%	50.0%	100.0%	75.0%	66.7%	50.0%	86.7%	50.0%
CE17	LOUISVILLE	EE9T109R	SOMERSET COMMUNITY COLLEGE	70.0%	100.0%	33.3%	60.0%	100.0%	71.4%	77.8%	72.7%	66.7%	75.0%	75.0%	66.7%	100.0%	78.6%	0.0%
CE19	NASHVILLE	MQJT005K	DEPT OF AEROSPACE MIDDLE TENNESSEE	80.0%	67.6%	88.2%	73.3%	88.9%	76.2%	74.1%	59.7%	81.1%	62.5%	70.8%	77.8%	76.0%	77.8%	85.7%
CE19	NASHVILLE	N4IT070K	NORTH CENTRAL INSTITUTE	80.0%	82.9%	100.0%	86.7%	77.8%	61.9%	92.6%	67.6%	66.7%	75.0%	58.3%	77.8%	58.3%	82.2%	100.0%
CE19	NASHVILLE	NVST018K	TENNESSEE COLLEGE OF APPLIED TECHNOLOGY, NASHVILLE	85.0%	76.2%	84.5%	81.0%	83.3%	81.7%	77.2%	81.4%	81.4%	83.8%	83.8%	85.0%	75.6%	79.1%	72.0%
CE19	NASHVILLE	O0ET097K	TENNESSEE COLLEGE OF APPLIED TECHNOLOGY MORRISTOWN	85.5%	76.7%	78.8%	72.7%	72.7%	80.8%	78.8%	75.0%	78.8%	75.0%	79.5%	87.9%	86.4%	80.9%	69.2%
CE21	MEMPHIS	EF9T110R	TENNESSEE COLLEGES OF APPLIED TECHNOLOGY-MEMPHIS	78.5%	75.2%	72.0%	80.7%	82.7%	76.0%	75.3%	68.6%	77.2%	79.6%	68.5%	82.7%	73.7%	77.3%	83.3%
EA01	ALBANY	VXYT570K	MOHAWK VALLEY COMMUNITY COLLEGE	86.4%	78.5%	73.4%	78.2%	74.2%	80.5%	81.8%	78.0%	78.2%	81.8%	83.0%	87.9%	78.9%	77.5%	79.2%
EA03	ALLEGHENY	HE1T189K	PITTSBURGH INSTITUTE OF AERONAUTICS	81.3%	75.4%	76.4%	76.4%	73.4%	72.4%	74.4%	77.0%	74.9%	78.4%	70.8%	76.8%	68.2%	80.0%	75.0%

SCHOOL NORMS VS NATIONAL PASSING NORMS
1ST TEST ATTEMPT WITHIN 60 DAYS OF GRADUATION
PERCENTAGE OF QUESTIONS PASSED BY TOPIC

AMP

8080-08
2 QTR 2020

JUL 1, 2019 TO JUN 30, 2020

FSDO ID	FSDO NAME	SCHOOL CERTIFICATE #	SCHOOL NAME	JUL 1, 2019 TO JUN 30, 2020														
				Reciprocating Engines	Turbine Engines	Engine Inspection	Engine Instrument Systems	Engine Fire Protection Systems	Engine Electrical Systems	Lubrication Systems	Ignition and Starting Systems	Fuel Metering Systems	Engine Fuel Systems	Induction and Engine Airflow Systems	Engine Cooling Systems	Engine Exhaust and Reverser Systems	Propellers	Auxiliary Power Units
			NATIONAL	82.8%	79.4%	80.0%	80.8%	79.1%	78.5%	76.3%	77.2%	78.8%	80.3%	77.2%	81.7%	75.4%	80.2%	75.8%
EA07	BALTIMORE	I4PT091K	PITTSBURGH INSTITUTE OF AERONAUTICS	82.9%	78.2%	75.2%	78.8%	73.7%	79.2%	75.2%	79.5%	72.7%	79.8%	73.1%	72.4%	68.4%	82.0%	70.2%
EA09	CHARLESTON	MUET028K	ROBERT C BYRD NATIONAL AEROSPACE EDUCATION CENTER	80.0%	87.5%	66.7%	90.0%	50.0%	71.4%	88.9%	72.7%	72.2%	87.5%	87.5%	83.3%	87.5%	83.3%	50.0%
EA11	FARMINGDALE	AI9T009R	LEWIS WILSON TECHNOLOGICAL CENTER	92.9%	86.9%	84.2%	74.3%	76.2%	91.8%	84.1%	88.3%	93.7%	67.9%	75.0%	90.5%	76.7%	83.7%	62.5%
EA13	HARRISBURG	PNZT013K	PENN COLLEGE OF TECHNOLOGY	88.0%	81.4%	75.9%	98.0%	80.0%	84.5%	77.8%	88.4%	87.6%	85.0%	95.0%	86.7%	87.8%	83.2%	72.7%
EA15	NEW YORK CITY	AA9T001R	AVIATION TRAINING INSTITUTE AT VAUGHN COLLEGE OF AERONAUTICS	84.7%	80.6%	82.1%	85.3%	87.7%	83.5%	76.0%	85.6%	76.9%	86.8%	78.9%	73.7%	72.7%	82.8%	61.9%
EA15	NEW YORK CITY	HW2T887K	AVIATION HIGH SCHOOL	80.0%	100.0%	100.0%	100.0%	100.0%	57.1%	55.6%	27.3%	66.7%	50.0%	75.0%	66.7%	100.0%	66.7%	100.0%
EA17	PHILADELPHIA	AR9T018R	AVIATION INSTITUTE OF MAINTENANCE INC	78.4%	78.6%	69.9%	79.2%	78.7%	73.0%	68.9%	76.2%	77.2%	74.0%	79.0%	76.0%	77.5%	79.3%	69.2%
EA21	RICHMOND	B12T578K	BLUE RIDGE COMMUNITY COLLEGE	87.8%	87.4%	88.9%	86.7%	85.2%	74.6%	72.8%	83.7%	91.4%	86.1%	88.9%	85.2%	75.0%	82.8%	80.0%
EA21	RICHMOND	L48T855K	LIBERTY UNIVERSITY	86.7%	80.8%	94.3%	85.6%	83.3%	82.7%	78.4%	75.1%	82.6%	88.9%	77.8%	92.6%	75.3%	75.8%	78.9%
EA21	RICHMOND	LQPT037K	TRAINING SERVICES INC	80.0%	78.9%	83.7%	77.8%	75.0%	74.3%	71.6%	76.9%	72.3%	79.9%	77.8%	84.3%	77.0%	76.1%	76.7%
EA25	TETERBORO	BV9T048R	TETERBORO SCHOOL OF AERONAUTICS INC	83.1%	78.0%	80.6%	76.9%	77.1%	80.0%	71.5%	75.8%	80.9%	79.7%	77.3%	77.1%	72.5%	80.3%	78.8%
EA27	WASHINGTON	AQ9T017R	UNIVERSITY OF THE DISTRICT OF COLUMBIA	60.0%	75.0%	100.0%	80.0%	66.7%	42.9%	100.0%	81.8%	55.6%	75.0%	75.0%	66.7%	75.0%	80.0%	0.0%
EA27	WASHINGTON	U6ET095K	TECHNICAL EDUCATION SERVICES INC	80.8%	81.4%	80.9%	76.7%	73.6%	78.8%	81.5%	76.4%	79.4%	74.0%	79.2%	88.9%	76.0%	83.0%	80.8%
EA39	GREENSBORO	CUMT104K	CRAVEN COMMUNITY COLLEGE	91.7%	81.7%	70.6%	90.0%	88.9%	88.4%	87.0%	86.6%	87.0%	91.7%	95.8%	94.4%	88.0%	93.3%	66.7%
EA39	GREENSBORO	DT9T098R	WAYNE COMMUNITY COLLEGE	90.0%	74.7%	87.5%	77.5%	79.2%	82.5%	68.1%	84.3%	80.0%	90.6%	75.0%	79.2%	84.4%	84.7%	72.7%
EA39	GREENSBORO	EJ9T114R	GUILFORD TECHNICAL COMMUNITY COLLEGE	88.1%	83.6%	90.1%	89.4%	86.5%	83.0%	80.2%	81.0%	83.2%	88.3%	88.3%	87.5%	86.5%	86.5%	85.7%
EA39	GREENSBORO	3C9T607K	COLLEGE OF THE ALBEMARLE	90.0%	75.0%	100.0%	80.0%	33.3%	62.5%	55.6%	90.9%	88.9%	100.0%	100.0%	100.0%	100.0%	78.6%	100.0%
EA61	BOSTON	61CT616K	CAPE COD COMMUNITY COLLEGE	72.7%	76.9%	71.9%	81.8%	81.8%	81.8%	78.8%	82.9%	80.8%	81.8%	84.1%	72.7%	73.3%	80.0%	90.9%
EA61	BOSTON	EC6T068K	NATIONAL AVIATION ACADEMY OF NEW ENGLAND	74.3%	74.4%	70.1%	76.7%	80.9%	71.5%	73.7%	65.3%	71.0%	72.7%	69.0%	69.1%	75.0%	71.6%	69.1%
EA63	WINDSOR LOCKS	EM9T117R	CONNECTICUT AERO TECH SCHOOL	85.0%	84.8%	87.5%	88.6%	78.6%	84.7%	81.7%	79.6%	81.7%	82.1%	85.7%	81.0%	86.2%	88.1%	71.4%

SCHOOL NORMS VS NATIONAL PASSING NORMS
1ST TEST ATTEMPT WITHIN 60 DAYS OF GRADUATION
PERCENTAGE OF QUESTIONS PASSED BY TOPIC

AMP

8080-08
2 QTR 2020

JUL 1, 2019 TO JUN 30, 2020

FSDO ID	FSDO NAME	SCHOOL CERTIFICATE #	SCHOOL NAME	JUL 1, 2019 TO JUN 30, 2020														
				Reciprocating Engines	Turbine Engines	Engine Inspection	Engine Instrument Systems	Engine Fire Protection Systems	Engine Electrical Systems	Lubrication Systems	Ignition and Starting Systems	Fuel Metering Systems	Engine Fuel Systems	Induction and Engine Airflow Systems	Engine Cooling Systems	Engine Exhaust and Reverser Systems	Propellers	Auxiliary Power Units
			NATIONAL	82.8%	79.4%	80.0%	80.8%	79.1%	78.5%	76.3%	77.2%	78.8%	80.3%	77.2%	81.7%	75.4%	80.2%	75.8%
EA63	WINDSOR LOCKS	TF5T221N	STRATFORD SCHOOL FOR AVIATION MAINTENANCE TECHNICI	84.4%	81.5%	92.0%	82.2%	88.9%	93.7%	87.7%	80.8%	83.3%	88.9%	83.3%	88.9%	78.9%	87.3%	92.3%
EA65	PORTLAND	NSUT025K	NASHUA COMMUNITY COLLEGE	85.0%	75.0%	66.7%	80.0%	50.0%	85.7%	77.8%	68.2%	83.3%	87.5%	87.5%	100.0%	62.5%	83.3%	100.0%
GL03	DUPAGE	AN9T014R	LEWIS UNIVERSITY	80.9%	74.4%	93.8%	83.6%	93.9%	89.6%	83.8%	81.5%	83.8%	84.1%	79.5%	97.0%	88.9%	93.9%	100.0%
GL03	DUPAGE	BS9T045R	ROCK VALLEY COLLEGE AVIATION TECH	86.0%	79.1%	78.4%	92.0%	86.7%	85.0%	82.7%	80.9%	80.8%	89.0%	92.0%	88.0%	79.2%	88.6%	84.6%
GL05	CINCINNATI	AD9T004R	CINCINNATI STATE TECHNICAL AND COMMUNITY COLLEGE	80.0%	80.7%	95.2%	88.6%	81.0%	86.0%	79.4%	83.3%	82.3%	92.9%	89.3%	81.0%	82.1%	79.8%	87.5%
GL05	CINCINNATI	GOKT001K	GREAT OAKS JOINT VOCATIONAL SCHOOL	96.7%	82.9%	55.6%	80.0%	66.7%	81.0%	70.4%	58.8%	59.3%	83.3%	91.7%	55.6%	83.3%	68.9%	66.7%
GL05	CINCINNATI	XSCT086K	SINCLAIR COMMUNITY COLLEGE	88.3%	80.0%	77.8%	76.7%	61.1%	85.7%	74.1%	73.5%	77.4%	75.0%	66.7%	83.3%	70.8%	83.1%	75.0%
GL07	COLUMBUS	DL9T090R	COLUMBUS STATE COMMUNITY COLLEGE	93.3%	77.6%	80.0%	93.3%	77.8%	71.4%	91.4%	86.0%	80.2%	83.3%	77.8%	85.2%	68.4%	83.0%	88.9%
GL09	GRAND RAPIDS	JX8T258Q	WESTERN MICHIGAN UNIVERSITY COLLEGE OF AVIATION	80.0%	75.0%	66.7%	80.0%	66.7%	57.1%	55.6%	72.7%	77.8%	100.0%	75.0%	66.7%	50.0%	66.7%	100.0%
GL09	GRAND RAPIDS	M90T074K	SCHOOL OF MISSIONARY AVIATION TECHNOLOGY	89.6%	87.6%	82.6%	82.5%	77.8%	76.7%	78.2%	79.6%	84.7%	91.7%	84.4%	84.7%	78.8%	85.1%	96.0%
GL09	GRAND RAPIDS	NSBT012K	NORTHERN MICHIGAN UNIVERSITY SCHOOL OF TECHNOLOGY	80.0%	66.7%	100.0%	100.0%	100.0%	100.0%	66.7%	63.6%	77.8%	100.0%	50.0%	100.0%	100.0%	66.7%	100.0%
GL09	GRAND RAPIDS	LW5T030N	ANDREWS UNIVERSITY	87.5%	74.5%	83.3%	90.0%	100.0%	64.3%	72.2%	80.0%	68.6%	100.0%	62.5%	75.0%	62.5%	76.7%	40.0%
GL11	INDIANAPOLIS	CG9T059R	PURDUE UNIV DEPT OF AVIATION TECH	70.0%	75.9%	70.0%	85.7%	61.9%	73.5%	58.7%	66.7%	62.9%	67.9%	50.0%	81.0%	65.5%	73.1%	44.4%
GL11	INDIANAPOLIS	IV7T579K	IVY TECH COMMUNITY COLLEGE NORTHEAST	70.0%	41.7%	100.0%	60.0%	66.7%	14.3%	55.6%	72.7%	55.6%	25.0%	75.0%	33.3%	60.0%	66.7%	0.0%
GL11	INDIANAPOLIS	PF2T081L	VINCENNES UNIVERSITY	93.2%	85.3%	90.6%	89.1%	80.3%	84.1%	83.8%	85.4%	83.3%	88.6%	87.5%	84.8%	78.9%	84.9%	84.0%
GL11	INDIANAPOLIS	USBT077S	AMERICAN TRANS AIR TRAINING CORPORATION	82.5%	80.5%	70.0%	70.0%	81.3%	77.7%	72.2%	72.5%	82.6%	75.0%	78.1%	75.0%	83.3%	81.2%	76.5%
GL13	MILWAUKEE	CF9T058R	MILWAUKEE AREA TECHNICAL COLLEGE	90.0%	75.0%	33.3%	100.0%	66.7%	85.7%	77.8%	63.6%	44.4%	0.0%	100.0%	66.7%	25.0%	40.0%	0.0%
GL13	MILWAUKEE	OAYT031K	FOX VALLEY TECHNICAL SCHOOL	86.7%	91.1%	85.4%	86.7%	88.9%	81.9%	76.3%	75.9%	90.4%	93.3%	83.3%	86.7%	85.9%	81.3%	93.3%
GL15	MINNEAPOLIS	6LRT617K	LAKE SUPERIOR COLLEGE	90.0%	82.6%	83.3%	70.0%	50.0%	50.0%	50.0%	73.9%	55.6%	62.5%	37.5%	100.0%	75.0%	73.3%	50.0%

SCHOOL NORMS VS NATIONAL PASSING NORMS
1ST TEST ATTEMPT WITHIN 60 DAYS OF GRADUATION
PERCENTAGE OF QUESTIONS PASSED BY TOPIC

AMP

8080-08
2 QTR 2020

JUL 1, 2019 TO JUN 30, 2020

FSDO ID	FSDO NAME	SCHOOL CERTIFICATE #	SCHOOL NAME	JUL 1, 2019 TO JUN 30, 2020														
				Reciprocating Engines	Turbine Engines	Engine Inspection	Engine Instrument Systems	Engine Fire Protection Systems	Engine Electrical Systems	Lubrication Systems	Ignition and Starting Systems	Fuel Metering Systems	Engine Fuel Systems	Induction and Engine Airflow Systems	Engine Cooling Systems	Engine Exhaust and Reverser Systems	Propellers	Auxiliary Power Units
			NATIONAL	82.8%	79.4%	80.0%	80.8%	79.1%	78.5%	76.3%	77.2%	78.8%	80.3%	77.2%	81.7%	75.4%	80.2%	75.8%
GL15	MINNEAPOLIS	CH9T060R	NORTHLAND COMMUNITY AND TECHNICAL COLLEGE	95.0%	87.0%	100.0%	80.0%	100.0%	92.9%	72.2%	73.9%	70.6%	100.0%	100.0%	83.3%	75.0%	90.0%	66.7%
GL15	MINNEAPOLIS	CI9T061R	MINNEAPOLIS COMMUNITY AND TECHNICAL COLLEGE	100.0%	83.3%	100.0%	80.0%	100.0%	85.7%	55.6%	90.9%	88.9%	87.5%	75.0%	50.0%	87.5%	93.3%	100.0%
GL19	SPRINGFIELD	BNZT547C	SOUTHERN ILLINOIS UNIV AVN TECH	86.4%	88.5%	74.2%	89.1%	84.8%	72.5%	83.8%	80.3%	81.8%	90.9%	81.8%	93.9%	76.1%	80.9%	90.9%
GL19	SPRINGFIELD	L9LT087K	LINCOLN LAND COMMUNITY COLLEGE	85.0%	83.3%	72.7%	70.0%	91.7%	82.1%	58.3%	77.3%	63.9%	43.8%	75.0%	83.3%	82.4%	83.3%	50.0%
GL23	EAST MICHIGAN	BN9T040R	MIAT COLLEGE OF TECHNOLOGY	74.7%	75.7%	74.5%	75.6%	76.9%	72.8%	68.5%	73.6%	73.8%	75.7%	72.9%	80.6%	71.9%	74.3%	76.3%
GL23	EAST MICHIGAN	JW8T257Q	LANSING COMMUNITY COLLEGE	85.7%	79.5%	82.5%	86.7%	82.5%	70.9%	78.3%	84.2%	86.2%	84.5%	78.6%	90.5%	83.3%	78.7%	73.9%
GL25	CLEVELAND	AE9T005R	AEROSPACE CENTER	100.0%	81.8%	100.0%	100.0%	100.0%	42.9%	77.8%	75.0%	88.9%	100.0%	100.0%	100.0%	50.0%	93.3%	100.0%
GL25	CLEVELAND	P6HT576K	PITTSBURGH INSTITUTE OF AERONAUTICS	83.4%	80.5%	78.9%	77.2%	73.0%	73.1%	78.3%	80.6%	76.7%	70.9%	72.8%	78.1%	69.6%	82.6%	69.1%
GL27	RAPID CITY	OV5T107N	LAKE AREA TECHNICAL INSTITUTE	93.8%	92.6%	83.3%	82.5%	87.5%	77.6%	88.9%	80.0%	83.1%	87.5%	87.5%	83.3%	90.6%	84.7%	66.7%
NM01	SEATTLE	EU9T125R	EVERETT COMMUNITY COLLEGE	94.0%	80.0%	86.7%	92.0%	93.3%	78.4%	77.8%	78.2%	88.9%	90.0%	80.0%	93.3%	80.0%	87.7%	80.0%
NM01	SEATTLE	HQ6T596N	SOUTH SEATTLE COLLEGE	83.5%	84.7%	91.8%	85.9%	92.2%	87.5%	86.9%	79.8%	87.2%	91.2%	85.3%	76.5%	71.4%	85.4%	81.0%
NM01	SEATTLE	MK8T323Q	CLOVER PARK TECHNICAL COLLEGE	88.7%	82.7%	90.5%	81.3%	84.4%	85.7%	85.2%	91.0%	88.1%	90.0%	78.3%	91.1%	90.5%	88.0%	93.8%
NM03	DENVER	DH9T086R	SPARTAN COLLEGE OF AERONAUTICS AND TECHNOLOGY	81.0%	83.2%	78.9%	86.9%	79.2%	77.7%	77.8%	74.1%	80.2%	84.4%	72.9%	80.6%	71.3%	81.0%	82.1%
NM07	SALT LAKE CITY	ER9T122R	COLORADO NORTHWESTERN COMMUNITY COLLEGE	96.7%	91.4%	100.0%	93.3%	77.8%	100.0%	92.6%	82.4%	80.8%	100.0%	91.7%	100.0%	91.7%	75.6%	100.0%
NM07	SALT LAKE CITY	ET9T124R	IDAHO STATE UNIVERSITY	75.0%	78.7%	80.0%	85.0%	100.0%	82.1%	72.2%	93.3%	94.4%	93.8%	75.0%	91.7%	72.2%	90.0%	50.0%
NM07	SALT LAKE CITY	EW9T127R	SALT LAKE COMMUNITY COLLEGE	95.4%	89.1%	83.8%	87.7%	97.4%	86.2%	85.5%	85.3%	86.1%	92.3%	80.8%	89.7%	74.1%	84.2%	70.6%
NM07	SALT LAKE CITY	GO3T534L	UTAH STATE UNIVERSITY	93.3%	83.3%	87.5%	73.3%	77.8%	90.5%	81.5%	72.7%	61.5%	91.7%	66.7%	66.7%	84.6%	84.4%	75.0%
NM09	PORTLAND	DA9T079R	PORTLAND COMMUNITY COLLEGE	90.8%	83.5%	87.3%	89.6%	86.7%	84.7%	78.2%	84.5%	86.6%	92.0%	91.0%	89.3%	82.7%	84.4%	78.6%
NM09	PORTLAND	EM8T117Q	LANE COMMUNITY COLLEGE	77.5%	85.1%	75.0%	85.0%	100.0%	82.1%	77.8%	77.8%	83.3%	81.3%	87.5%	91.7%	56.3%	85.0%	25.0%
NM13	SPOKANE	3MBT603K	MOODY BIBLE INSTITUTE OF CHICAGO	82.5%	62.5%	100.0%	70.0%	75.0%	69.0%	58.3%	88.6%	94.4%	93.8%	81.3%	83.3%	93.8%	83.1%	75.0%
NM13	SPOKANE	EL8T116Q	BIG BEND COMMUNITY COLLEGE	80.0%	45.5%	100.0%	60.0%	33.3%	71.4%	44.4%	66.7%	33.3%	50.0%	50.0%	33.3%	50.0%	66.7%	100.0%
NM13	SPOKANE	GJ6T563N	SPOKANE COMMUNITY COLLEGE	81.3%	81.9%	83.3%	87.5%	95.8%	91.1%	73.6%	86.7%	80.3%	87.5%	90.6%	79.2%	81.3%	79.5%	75.0%
SO09	ALABAMA & NW	5GST621K	GEORGE STONE TECHNICAL	83.2%	72.0%	70.0%	82.7%	75.8%	76.1%	81.3%	77.1%	78.3%	79.5%	76.1%	89.4%	73.4%	84.5%	73.9%

SCHOOL NORMS VS NATIONAL PASSING NORMS
1ST TEST ATTEMPT WITHIN 60 DAYS OF GRADUATION
PERCENTAGE OF QUESTIONS PASSED BY TOPIC

AMP

8080-08
2 QTR 2020

FSDO ID	FSDO NAME	SCHOOL CERTIFICATE #	SCHOOL NAME	JUL 1, 2019 TO JUN 30, 2020														
				Reciprocating Engines	Turbine Engines	Engine Inspection	Engine Instrument Systems	Engine Fire Protection Systems	Engine Electrical Systems	Lubrication Systems	Ignition and Starting Systems	Fuel Metering Systems	Engine Fuel Systems	Induction and Engine Airflow Systems	Engine Cooling Systems	Engine Exhaust and Reverser Systems	Propellers	Auxiliary Power Units
			NATIONAL	82.8%	79.4%	80.0%	80.8%	79.1%	78.5%	76.3%	77.2%	78.8%	80.3%	77.2%	81.7%	75.4%	80.2%	75.8%
SO09	ALABAMA & NW FLORIDA	EN4T160M	ALABAMA AVIATION CENTER A UNIT OF ENTERPRISE COMMU	85.7%	84.7%	84.1%	78.0%	84.4%	82.5%	76.7%	80.7%	81.0%	81.7%	84.2%	78.9%	80.5%	81.3%	75.0%
SO09	ALABAMA & NW FLORIDA	QLAT006K	ALABAMA AVIATION CENTER MOBILE OF COASTAL ALABAMA COMMUNITY COLLEGE	78.8%	82.3%	78.3%	92.5%	95.8%	87.9%	80.6%	83.0%	94.4%	87.5%	65.6%	91.7%	87.9%	84.6%	88.9%
SO09	ALABAMA & NW FLORIDA	77HT588K	HANEY TECHNICAL CENTER HIGH SCHOOL	100.0%	91.7%	100.0%	100.0%	100.0%	85.7%	77.8%	81.8%	100.0%	50.0%	100.0%	66.7%	100.0%	80.0%	100.0%
SO11	ATLANTA	40ST600K	SAVANNAH TECHNICAL COLLEGE	86.7%	84.4%	76.5%	83.3%	75.0%	79.8%	83.3%	78.5%	83.2%	75.0%	70.8%	83.3%	80.0%	88.9%	84.6%
SO11	ATLANTA	CU9T073R	SOUTH GEORGIA TECHNICAL COLLEGE	93.8%	81.9%	91.3%	87.5%	75.0%	86.2%	80.6%	77.8%	86.1%	96.9%	87.5%	91.7%	87.9%	83.9%	62.5%
SO11	ATLANTA	GV0T010K	CENTRAL GEORGIA TECHNICAL COLLEGE	82.9%	71.6%	81.0%	80.0%	95.2%	79.6%	76.2%	80.0%	81.0%	85.7%	85.7%	81.0%	67.9%	81.0%	57.1%
SO11	ATLANTA	HG6T054K	MIDDLE GEORGIA STATE UNIVERSITY	82.1%	78.3%	75.0%	82.9%	85.7%	79.0%	74.6%	75.6%	81.5%	85.7%	69.6%	76.2%	77.6%	83.6%	76.5%
SO11	ATLANTA	VI8T077K	TECHNICAL EDUCATION SERVICES INC	80.9%	80.9%	81.4%	81.8%	79.9%	81.7%	77.8%	77.7%	82.3%	79.7%	77.2%	82.1%	74.9%	85.2%	65.4%
SO11	ATLANTA	1CVT581K	GEORGIA NORTHWESTERN TECHNICAL COLLEGE	90.0%	83.3%	100.0%	60.0%	100.0%	85.7%	88.9%	81.8%	55.6%	75.0%	50.0%	33.3%	50.0%	93.3%	100.0%
SO11	ATLANTA	AU8T098K	AUGUSTA TECHNICAL COLLEGE	90.0%	87.5%	100.0%	90.0%	100.0%	100.0%	88.9%	77.3%	94.4%	87.5%	87.5%	66.7%	87.5%	83.3%	100.0%
SO13	COLUMBIA	3PIT597K	PITTSBURGH INSTITUTE OF AERONAUTICS	82.6%	78.0%	75.5%	80.0%	74.3%	76.7%	74.3%	74.4%	76.0%	72.1%	76.4%	71.4%	69.9%	78.2%	76.9%
SO13	COLUMBIA	EC9T107R	TRIDENT TECHNICAL COLLEGE	77.5%	69.6%	75.0%	85.0%	83.3%	75.0%	77.8%	71.7%	88.6%	93.8%	93.8%	91.7%	68.8%	76.7%	80.0%
SO13	COLUMBIA	EI9T113R	GREENVILLE TECHNICAL COLLEGE	87.5%	85.3%	95.7%	92.5%	79.2%	76.8%	83.3%	87.6%	94.4%	96.9%	84.4%	91.7%	84.8%	84.2%	75.0%
SO15	ORLANDO	6CKT604K	CENTRAL FLORIDA AEROSPACE ACADEMY	90.0%	73.7%	91.7%	85.0%	66.7%	81.0%	86.1%	80.9%	85.9%	75.0%	81.3%	91.7%	78.1%	78.0%	77.8%
SO15	ORLANDO	6EFT614K	EASTERN FLORIDA STATE COLLEGE	89.5%	90.0%	84.6%	90.0%	92.4%	89.0%	82.3%	80.6%	87.8%	84.1%	86.4%	95.5%	75.3%	86.3%	88.0%
SO15	ORLANDO	FHXT099K	FLORIDA STATE COLLEGE AT JACKSONVILLE AVIATION CEN	89.4%	78.7%	78.7%	76.3%	77.1%	80.4%	68.1%	73.9%	79.9%	84.4%	73.4%	83.3%	67.7%	79.0%	77.8%
SO15	ORLANDO	NX4T404M	EMBRY RIDDLE AERONAUTICAL UNIVERSITY	88.1%	84.7%	83.0%	81.3%	75.0%	80.4%	87.5%	82.6%	76.1%	92.2%	82.8%	83.3%	78.5%	85.0%	88.9%
SO15	ORLANDO	Q5VT572K	AVIATION INSTITUTE OF MAINTENANCE	72.4%	68.9%	75.3%	69.0%	69.8%	66.8%	66.4%	66.5%	63.2%	72.9%	72.6%	73.8%	69.9%	66.9%	63.7%

SCHOOL NORMS VS NATIONAL PASSING NORMS
1ST TEST ATTEMPT WITHIN 60 DAYS OF GRADUATION
PERCENTAGE OF QUESTIONS PASSED BY TOPIC

AMP

8080-08
2 QTR 2020

JUL 1, 2019 TO JUN 30, 2020

FSDO ID	FSDO NAME	SCHOOL CERTIFICATE #	SCHOOL NAME	JUL 1, 2019 TO JUN 30, 2020														
				Reciprocating Engines	Turbine Engines	Engine Inspection	Engine Instrument Systems	Engine Fire Protection Systems	Engine Electrical Systems	Lubrication Systems	Ignition and Starting Systems	Fuel Metering Systems	Engine Fuel Systems	Induction and Engine Airflow Systems	Engine Cooling Systems	Engine Exhaust and Reverser Systems	Propellers	Auxiliary Power Units
			NATIONAL	82.8%	79.4%	80.0%	80.8%	79.1%	78.5%	76.3%	77.2%	78.8%	80.3%	77.2%	81.7%	75.4%	80.2%	75.8%
SO19	SOUTH FLORIDA	CT9T072R	GEORGE T BAKER AVIATION TECHNICAL COLLEGE	85.3%	81.7%	84.5%	91.6%	87.7%	90.3%	82.2%	81.5%	88.0%	88.2%	82.2%	88.6%	79.5%	83.0%	79.1%
SO19	SOUTH FLORIDA	IP8T224Q	BROWARD COLLEGE	84.1%	84.4%	85.1%	79.4%	75.0%	86.2%	78.8%	81.2%	85.1%	82.8%	78.9%	83.3%	83.1%	78.2%	78.8%
SO35	TAMPA	BU9T047R	LIVELY TECHNICAL CENTER	40.0%	100.0%	66.7%	100.0%	100.0%	57.1%	66.7%	81.8%	88.9%	100.0%	75.0%	100.0%	25.0%	73.3%	100.0%
SO35	TAMPA	DV9T100R	NATIONAL AVIATION ACADEMY OF MISSISSIPPI INC	83.1%	78.9%	79.2%	78.3%	80.3%	77.9%	74.7%	73.5%	76.6%	78.0%	71.4%	80.6%	73.9%	76.5%	77.6%
SO63	SAN JUAN	DN9T092R	PUERTO RICO AVIATION MAINTENANCE INSTITUTE	95.0%	79.2%	83.3%	80.0%	100.0%	78.6%	88.9%	90.9%	77.8%	87.5%	62.5%	100.0%	87.5%	82.8%	100.0%
SW01	ALBUQUERQUE	Q8UT573K	CENTRAL NEW MEXICO COMMUNITY COLLEGE	90.0%	84.0%	81.8%	82.5%	100.0%	80.4%	87.5%	84.4%	88.9%	93.8%	81.3%	95.8%	91.2%	89.1%	77.8%
SW03	BATON ROUGE	LVFT015K	SOUTH LOUISIANA COMMUNITY COLLEGE	86.7%	83.3%	66.7%	100.0%	66.7%	100.0%	85.2%	90.9%	73.1%	75.0%	91.7%	77.8%	50.0%	84.4%	75.0%
SW03	BATON ROUGE	BB9T028R	SOWELA TECHNICAL COMMUNITY COLLEGE	100.0%	91.7%	100.0%	100.0%	33.3%	85.7%	88.9%	90.9%	77.8%	75.0%	100.0%	66.7%	100.0%	100.0%	100.0%
SW09	HOUSTON	9MUT613K	MICHIGAN INSTITUTE OF AERONAUTICS INC	84.7%	81.9%	79.6%	81.1%	82.5%	86.5%	83.6%	79.6%	85.3%	81.6%	71.1%	87.7%	83.5%	83.2%	95.0%
SW09	HOUSTON	X88T585K	AVIATION INSTITUTE OF MAINTENANCE	70.8%	72.7%	63.7%	73.3%	61.4%	71.1%	66.9%	68.7%	63.9%	64.7%	67.2%	73.9%	67.3%	67.9%	66.7%
SW11	LITTLE ROCK	AW9T023R	PULASKI TECHNICAL COLLEGE	91.7%	77.8%	70.6%	70.0%	77.8%	81.0%	77.8%	63.6%	77.8%	79.2%	66.7%	94.4%	88.0%	73.9%	87.5%
SW13	LUBBOCK	AM0T064K	AMARILLO COLLEGE	90.0%	73.7%	78.3%	82.5%	79.2%	80.4%	76.4%	74.2%	73.2%	81.3%	62.5%	75.0%	69.7%	74.2%	100.0%
SW13	LUBBOCK	VMCT038K	MIDLAND COLLEGE AMT	92.5%	91.5%	100.0%	95.0%	75.0%	73.3%	94.4%	82.2%	94.4%	100.0%	93.8%	66.7%	93.8%	84.5%	100.0%
SW13	LUBBOCK	XMOT044K	TEXAS STATE TECHNICAL COLLEGE	90.0%	79.2%	100.0%	80.0%	50.0%	71.4%	66.7%	95.5%	66.7%	100.0%	50.0%	83.3%	87.5%	73.3%	100.0%
SW13	LUBBOCK	XW5T078K	SOUTHWEST TECHNOLOGY CENTER	60.0%	75.0%	33.3%	60.0%	100.0%	85.7%	55.6%	90.9%	62.5%	75.0%	75.0%	33.3%	50.0%	60.0%	100.0%
SW13	LUBBOCK	BC9T029R	EASTERN NEW MEXICO UNIVERSITY	100.0%	95.7%	80.0%	90.0%	50.0%	78.6%	66.7%	69.6%	77.8%	37.5%	25.0%	66.7%	88.9%	83.3%	50.0%
SW15	OKLAHOMA CITY	BE9T031R	METRO-TECH AVIATION CAREER CENTER	91.3%	91.7%	83.3%	87.5%	70.8%	83.9%	80.6%	83.0%	84.7%	96.9%	90.6%	87.5%	75.0%	85.0%	62.5%
SW15	OKLAHOMA CITY	BF9T032R	TULSA TECHNOLOGY CENTER SCHOOL DISTRICT NUMBER 18	82.5%	89.3%	77.8%	83.3%	80.6%	89.3%	72.2%	75.7%	80.4%	87.5%	79.2%	80.6%	75.0%	88.3%	53.8%
SW15	OKLAHOMA CITY	BG9T033R	GORDON COOPER TECHNOLOGY CENTER	88.0%	86.4%	93.3%	92.0%	80.0%	82.9%	84.4%	80.4%	84.4%	80.0%	85.0%	86.7%	80.0%	74.7%	100.0%
SW15	OKLAHOMA CITY	CB9T054R	SPARTAN EDUCATION LLC	83.3%	71.8%	72.6%	79.0%	71.4%	82.3%	73.5%	77.7%	82.5%	79.8%	79.8%	77.8%	71.8%	80.1%	87.5%

SCHOOL NORMS VS NATIONAL PASSING NORMS
1ST TEST ATTEMPT WITHIN 60 DAYS OF GRADUATION
PERCENTAGE OF QUESTIONS PASSED BY TOPIC

AMP

8080-08
2 QTR 2020

JUL 1, 2019 TO JUN 30, 2020

FSDO ID	FSDO NAME	SCHOOL CERTIFICATE #	SCHOOL NAME	JUL 1, 2019 TO JUN 30, 2020														
				Reciprocating Engines	Turbine Engines	Engine Inspection	Engine Instrument Systems	Engine Fire Protection Systems	Engine Electrical Systems	Lubrication Systems	Ignition and Starting Systems	Fuel Metering Systems	Engine Fuel Systems	Induction and Engine Airflow Systems	Engine Cooling Systems	Engine Exhaust and Reverser Systems	Propellers	Auxiliary Power Units
			NATIONAL	82.8%	79.4%	80.0%	80.8%	79.1%	78.5%	76.3%	77.2%	78.8%	80.3%	77.2%	81.7%	75.4%	80.2%	75.8%
SW15	WILL ROGERS	VVLT036R	CANADIAN VALLEY TECHNOLOGY CENTER	95.0%	69.6%	100.0%	100.0%	100.0%	85.7%	66.7%	78.3%	55.6%	75.0%	100.0%	83.3%	77.8%	86.7%	100.0%
SW17	SAN ANTONIO	BJ2T718K	HALLMARK UNIVERSITY, INC.	88.8%	80.7%	88.4%	88.5%	90.9%	84.7%	83.5%	80.5%	83.7%	88.6%	84.8%	89.9%	81.6%	81.3%	92.3%
SW17	SAN ANTONIO	PHJT009K	ST PHILIPS COLLEGE	94.3%	85.7%	94.4%	91.4%	95.2%	93.9%	90.5%	80.5%	82.3%	85.7%	85.7%	90.5%	90.3%	87.6%	87.5%
SW17	SAN ANTONIO	ZUTT051K	TEXAS STATE TECHNICAL COLLEGE	90.0%	87.5%	83.3%	90.0%	83.3%	85.7%	88.9%	81.8%	61.1%	62.5%	62.5%	66.7%	75.0%	93.3%	100.0%
SW17	SAN ANTONIO	D18T094K	DEL MAR COLLEGE	70.0%	91.7%	100.0%	40.0%	66.7%	100.0%	100.0%	54.5%	100.0%	100.0%	100.0%	100.0%	50.0%	100.0%	100.0%
SW19	NORTH TEXAS	AZ9T026R	TARRANT COUNTY COLLEGE	84.7%	77.5%	80.9%	84.7%	90.2%	79.2%	77.1%	79.6%	86.2%	82.4%	76.5%	92.2%	81.9%	81.8%	73.7%
SW19	NORTH TEXAS	FT8T150Q	TEXAS STATE TECHNICAL COLLEGE	92.1%	93.4%	92.9%	91.4%	81.0%	84.8%	81.0%	91.7%	95.2%	80.4%	91.1%	90.5%	82.1%	93.8%	93.8%
SW19	NORTH TEXAS	GM8T169Q	LETOURNEAU UNIVERSITY	81.1%	78.5%	80.0%	86.7%	85.2%	75.0%	76.5%	73.0%	70.4%	77.8%	86.1%	85.2%	71.1%	81.3%	88.9%
SW19	NORTH TEXAS	U5DT571K	AVIATION INSTITUTE OF MAINTENANCE	71.3%	69.7%	69.2%	69.7%	57.8%	65.1%	64.1%	67.1%	66.5%	65.1%	67.3%	74.0%	65.1%	70.0%	60.8%
SW31	JACKSON	DU9T099R	HINDS COMMUNITY COLLEGE DISTRICT	84.6%	78.1%	86.8%	87.7%	82.1%	73.9%	67.5%	75.0%	80.3%	78.8%	80.8%	79.5%	83.0%	83.0%	84.6%
SW31	JACKSON	EH9T112R	NORTHWEST MISSISSIPPI COMMUNITY COLLEGE	85.0%	78.4%	85.0%	85.7%	78.6%	80.6%	77.8%	80.6%	78.4%	85.7%	73.2%	81.0%	67.2%	84.7%	50.0%
WP01	VAN NUYS	CZ9T078R	NORTH VALLEY OCCUPATIONAL CENTER	90.0%	75.0%	90.0%	95.0%	91.7%	86.2%	86.1%	79.5%	75.0%	75.0%	68.8%	100.0%	72.2%	81.4%	100.0%
WP01	VAN NUYS	VLTT024K	ANTELOPE VALLEY COMMUNITY COLLEGE	60.0%	75.0%	50.0%	60.0%	66.7%	80.0%	88.9%	81.8%	88.9%	100.0%	100.0%	83.3%	75.0%	75.9%	100.0%
WP05	LONG BEACH	DP9T094R	ORANGE COAST COLLEGE	90.0%	88.6%	77.8%	73.3%	100.0%	76.2%	77.8%	73.5%	96.3%	75.0%	75.0%	77.8%	75.0%	93.3%	66.7%
WP07	SCOTTSDALE	7WET596K	WESTERN MARICOPA EDUCATION CENTER	88.0%	76.3%	84.6%	64.0%	86.7%	74.3%	73.3%	78.6%	91.1%	80.0%	75.0%	80.0%	68.2%	88.0%	60.0%
WP07	SCOTTSDALE	GBIT003K	CHANDLER-GILBERT COMMUNITY COLLEGE	81.9%	76.9%	81.0%	75.2%	82.5%	78.4%	72.5%	82.8%	82.8%	82.1%	77.4%	81.0%	73.8%	79.7%	82.1%
WP07	SCOTTSDALE	IZPT564X	PIMA COUNTY COMMUNITY COLLEGE	89.4%	83.8%	73.6%	84.4%	90.7%	78.1%	71.6%	81.4%	80.7%	75.0%	91.7%	87.0%	74.0%	82.8%	73.7%
WP09	SAN DIEGO	CM9T065R	SAN DIEGO COMMUNITY COLLEGE DISTRICT	88.0%	83.3%	76.9%	88.0%	86.7%	88.6%	93.3%	70.9%	82.2%	85.0%	95.0%	100.0%	86.4%	86.7%	80.0%
WP13	HONOLULU	DI9T087R	HONOLULU COMMUNITY COLLEGE - DEPT OF AERONAUTICS	90.0%	100.0%	66.7%	100.0%	100.0%	100.0%	77.8%	63.6%	88.9%	75.0%	75.0%	100.0%	75.0%	93.3%	100.0%
WP15	SAN JOSE	DJ9T088R	GAVILAN COLLEGE	80.0%	83.3%	77.8%	80.0%	77.8%	85.7%	77.8%	75.8%	74.1%	58.3%	50.0%	100.0%	75.0%	82.2%	66.7%
WP17	FRESNO	CU3T436L	REEDLEY COLLEGE	77.0%	77.8%	83.3%	76.0%	90.0%	76.1%	74.4%	81.4%	81.1%	87.5%	65.0%	76.7%	82.5%	77.9%	90.0%

SCHOOL NORMS VS NATIONAL PASSING NORMS
1ST TEST ATTEMPT WITHIN 60 DAYS OF GRADUATION
PERCENTAGE OF QUESTIONS PASSED BY TOPIC

AMP

8080-08
2 QTR 2020

JUL 1, 2019 TO JUN 30, 2020

FSDO ID	FSDO NAME	SCHOOL CERTIFICATE #	SCHOOL NAME	JUL 1, 2019 TO JUN 30, 2020														
				Reciprocating Engines	Turbine Engines	Engine Inspection	Engine Instrument Systems	Engine Fire Protection Systems	Engine Electrical Systems	Lubrication Systems	Ignition and Starting Systems	Fuel Metering Systems	Engine Fuel Systems	Induction and Engine Airflow Systems	Engine Cooling Systems	Engine Exhaust and Reverser Systems	Propellers	Auxiliary Power Units
			NATIONAL	82.8%	79.4%	80.0%	80.8%	79.1%	78.5%	76.3%	77.2%	78.8%	80.3%	77.2%	81.7%	75.4%	80.2%	75.8%
WP17	FRESNO	YSJT030K	SAN JOAQUIN VALLEY COLLEGE INC	80.0%	76.7%	85.4%	80.0%	83.3%	80.5%	73.6%	82.1%	76.2%	79.7%	79.7%	85.4%	71.9%	82.3%	73.7%
WP19	LAS VEGAS	9VMT610K	AVIATION INSTITUTE OF MAINTENANCE	79.7%	76.9%	78.3%	78.7%	73.0%	74.1%	72.3%	73.4%	78.2%	75.3%	74.1%	80.6%	70.6%	77.8%	71.4%
WP21	RIVERSIDE	7BIT627K	BOUNTY ISLAND CORPORATION	80.9%	73.8%	78.1%	80.0%	66.7%	75.9%	70.7%	80.5%	78.4%	77.3%	81.8%	75.8%	71.1%	83.4%	61.5%
WP21	RIVERSIDE	CK9T063R	CHAFFEY COMMUNITY COLLEGE	87.5%	82.4%	78.9%	88.0%	85.0%	86.0%	81.1%	83.3%	87.0%	82.5%	82.5%	88.3%	80.7%	79.1%	87.0%
WP21	RIVERSIDE	HO8T197Q	SAN BERNARDINO VALLEY COLLEGE	82.9%	84.1%	81.0%	82.9%	76.2%	79.6%	76.2%	84.8%	77.8%	82.1%	78.6%	85.7%	82.1%	82.9%	71.4%
WP23	LOS ANGELES	CQ9T069R	MT SAN ANTONIO COLLEGE	85.0%	70.2%	72.7%	80.0%	83.3%	75.0%	66.7%	66.7%	68.6%	68.8%	81.3%	66.7%	76.5%	73.3%	60.0%
WP23	LOS ANGELES	GH3T527L	WEST LOS ANGELES COLLEGE	85.0%	84.6%	79.4%	83.3%	88.9%	86.9%	80.6%	79.7%	76.6%	81.3%	83.3%	86.1%	84.0%	84.4%	76.9%
WP23	LOS ANGELES	NR0T084K	SPARTAN COLLEGE OF AERONAUTICS & TECHNOLOGY	83.8%	80.8%	70.7%	75.2%	90.5%	81.6%	77.8%	76.9%	80.9%	79.8%	78.6%	85.7%	71.9%	84.7%	60.9%
WP25	SACRAMENTO	BI9T035R	SACRAMENTO CITY COLLEGE	88.0%	83.3%	86.7%	80.0%	100.0%	85.7%	91.1%	90.9%	88.6%	100.0%	100.0%	73.3%	75.0%	88.0%	100.0%
WP27	OAKLAND	2AQT602K	AVIATION INSTITUTE OF MAINTENANCE OAKLAND CAMPUS	83.3%	83.9%	89.0%	76.9%	76.9%	82.5%	82.3%	81.4%	81.1%	82.1%	81.4%	85.5%	81.1%	85.5%	79.1%
WP27	OAKLAND	CO9T067R	COLLEGE OF ALAMEDA	85.0%	75.0%	100.0%	100.0%	83.3%	73.3%	94.4%	81.8%	88.9%	87.5%	100.0%	66.7%	77.8%	75.9%	100.0%
WP27	OAKLAND	DC9T081R	CITY COLLEGE OF SAN FRANCISCO	80.0%	70.6%	55.6%	86.7%	77.8%	71.4%	81.5%	88.6%	85.2%	100.0%	66.7%	66.7%	83.3%	71.1%	100.0%