







# 8080-08

## SCHOOL NORMS VS NATIONAL PASSING NORMS

Click on the button to the right of the page number to jump directly to that page.

Section	Page
Quarter and Two Year Data Explanations	2 
Topic Data Explanations	3 
AMA-AMG-AMP Quarter and Two Year Data	4 
AMA Data by Topic	26 
AMG Data by Topic	34 
AMP Data by Topic	43 

Please email all questions regarding this report or any other NORMs related information to: [AFS630comments@faa.gov](mailto:AFS630comments@faa.gov)

# SCHOOL NORMS VS NATIONAL PASSING NORMS

8080-08

Please email all questions regarding this report or any other NORMs related information to: [AFS630comments@faa.gov](mailto:AFS630comments@faa.gov)

**All the data in the report is for the first test attempts within 60 days of the graduation date.**

Partial completions or retakes are not included in this data.

**AMA** – Airman Maintenance Technician Airframe

**AMG** – Airman Maintenance Technician General

**AMP** – Airman Maintenance Technician Powerplant

## Quarter Data

**# of Applicants** – Total number of applicants taking the test for the first time within 60 days of graduation from the school during the quarter.

**# of Applicants Passed** – Total number of applicants passing the test on the first attempt within 60 days of graduation during the quarter.

**% of Applicants Passed** – The percentage of applicants passing the test on the first attempt within 60 days of graduation during the quarter.

**Average Grade** – The average grade of first test attempts within 60 days of graduation during the quarter.

## Two Year Accumulative Data

**School Applicants** – The total number of applicants taking the test for the first time within 60 days of graduation from the school during the two year period.

**School NORM** – The percentage of applicants passing the test on the first attempt within 60 days of graduation during the two year period.

**National Applicants** – The total number of applicants from all part 147 schools taking the test for the first time within 60 days of graduation during the two year period.

**National NORM** – The percentage of all applicants from all part 147 school passing the test on the first attempt within 60 days of graduation during the two year period.

**§147.38a** – An asterisk (\*) will appear in this column when an individual school norm is significantly lower than the national norm, i.e., in excess of the requirements of §147.38a.

# SCHOOL NORMS VS NATIONAL PASSING NORMS

8080-08

Please email all questions regarding this report or any other NORMs related information to: [AFS630comments@faa.gov](mailto:AFS630comments@faa.gov)

**All the data in the report is for the first test attempts within 60 days of the graduation date.**

Partial completions or retakes are not included in this data.

**AMA** – Airman Maintenance Technician Airframe

**AMG** – Airman Maintenance Technician General

**AMP** – Airman Maintenance Technician Powerplant

## Topic Data

**National** – The percentage of questions passed by topic of applicants from all part 147 schools taking the test for the first attempt within 60 days of graduation during the one year period.

**School** – The percentage of questions passed by topic of school applicants taking the test for the first attempt within 60 days of graduation during the one year period.

School percentages that appear in **red** are below the National average.

**SCHOOL NORMS VS NATIONAL PASSING NORMS**  
**1ST TEST ATTEMPT WITHIN 60 DAYS OF GRADUATION**

**AMA - AMG - AMP**

**8080-08**  
**3 QTR 2020**

FSDO ID	FSDO NAME	SCHOOL CERTIFICATE #	SCHOOL NAME	TEST CODE	CURRENT QUARTER Jul 1, 2020 to Sep 30, 2020				TWO YEAR ACCUMULATIVE Oct 1, 2018 to Sep 30, 2020				
					# of Applicants	# of Applicants Passed	% of Applicants Passed	Average Grade	School Applicants	School Norm	National Applicants	National Norm	§147.38a
AL01	FAIRBANKS	3VRT609K	AVCP REGIONAL AVIATION MAINTENANCE SCHOOL	AMG					1	100	7162	80	
AL01	FAIRBANKS	DW9T101R	UNIVERSITY OF ALASKA FAIRBANKS	AMA					16	100	6127	87	
AL01	FAIRBANKS	DW9T101R	UNIVERSITY OF ALASKA FAIRBANKS	AMG					18	94	7162	80	
AL01	FAIRBANKS	DW9T101R	UNIVERSITY OF ALASKA FAIRBANKS	AMP					18	89	6355	83	
AL03	ANCHORAGE	DQ9T095R	UNIVERSITY OF ALASKA ANCHORAGE	AMA	1	1	100%	92	20	95	6127	87	
AL03	ANCHORAGE	DQ9T095R	UNIVERSITY OF ALASKA ANCHORAGE	AMG	4	3	75%	81	24	96	7162	80	
AL03	ANCHORAGE	DQ9T095R	UNIVERSITY OF ALASKA ANCHORAGE	AMP	10	8	80%	79	24	92	6355	83	
CE01	DES MOINES	BJ9T036R	IOWA WESTERN COMMUNITY COLLEGE	AMA	2	2	100%	73	14	100	6127	87	
CE01	DES MOINES	BJ9T036R	IOWA WESTERN COMMUNITY COLLEGE	AMG	2	2	100%	80	15	100	7162	80	
CE01	DES MOINES	BJ9T036R	IOWA WESTERN COMMUNITY COLLEGE	AMP	2	2	100%	83	14	100	6355	83	
CE01	DES MOINES	BL9T038R	INDIAN HILLS COMMUNITY COLLEGE	AMA					3	100	6127	87	
CE01	DES MOINES	BL9T038R	INDIAN HILLS COMMUNITY COLLEGE	AMG	1	0	0%	63	10	80	7162	80	
CE01	DES MOINES	BL9T038R	INDIAN HILLS COMMUNITY COLLEGE	AMP					5	100	6355	83	
CE03	ST LOUIS	CY9T077R	STATE TECHNICAL COLLEGE OF MISSOURI	AMA	1	1	100%	87	18	100	6127	87	
CE03	ST LOUIS	CY9T077R	STATE TECHNICAL COLLEGE OF MISSOURI	AMG					37	89	7162	80	
CE03	ST LOUIS	CY9T077R	STATE TECHNICAL COLLEGE OF MISSOURI	AMP					18	83	6355	83	
CE03	ST LOUIS	DEMT159D	COMMUNITY COLLEGE DISTRICT NUMBER 522	AMA					17	94	6127	87	
CE03	ST LOUIS	DEMT159D	COMMUNITY COLLEGE DISTRICT NUMBER 522	AMG	2	1	50%	77	20	85	7162	80	
CE03	ST LOUIS	DEMT159D	COMMUNITY COLLEGE DISTRICT NUMBER 522	AMP					21	90	6355	83	
CE05	KANSAS CITY	U5ET092K	TECHNICAL EDUCATION SERVICES INC	AMA	4	4	100%	78	40	83	6127	87	
CE05	KANSAS CITY	U5ET092K	TECHNICAL EDUCATION SERVICES INC	AMG	3	2	67%	77	51	73	7162	80	
CE05	KANSAS CITY	U5ET092K	TECHNICAL EDUCATION SERVICES INC	AMP	4	2	50%	72	39	69	6355	83	
CE07	WICHITA	BZ9T052R	KANSAS STATE UNIVERSITY - SALINA	AMA					2	100	6127	87	
CE07	WICHITA	BZ9T052R	KANSAS STATE UNIVERSITY - SALINA	AMG					2	0	7162	80	*
CE07	WICHITA	BZ9T052R	KANSAS STATE UNIVERSITY - SALINA	AMP					1	100	6355	83	

**SCHOOL NORMS VS NATIONAL PASSING NORMS**  
**1ST TEST ATTEMPT WITHIN 60 DAYS OF GRADUATION**

**AMA - AMG - AMP**

**8080-08**  
**3 QTR 2020**

FSDO ID	FSDO NAME	SCHOOL CERTIFICATE #	SCHOOL NAME	TEST CODE	CURRENT QUARTER Jul 1, 2020 to Sep 30, 2020				TWO YEAR ACCUMULATIVE Oct 1, 2018 to Sep 30, 2020				
					# of Applicants	# of Applicants Passed	% of Applicants Passed	Average Grade	School Applicants	School Norm	National Applicants	National Norm	§147.38a
CE07	WICHITA	Q6ZT586K	WICHITA AREA TECHNICAL COLLEGE	AMA	1	1	100%	72	70	77	6127	87	
CE07	WICHITA	Q6ZT586K	WICHITA AREA TECHNICAL COLLEGE	AMG					58	67	7162	80	
CE07	WICHITA	Q6ZT586K	WICHITA AREA TECHNICAL COLLEGE	AMP					70	87	6355	83	
CE09	LINCOLN	BX9T050R	WESTERN NEBRASKA COMMUNITY COLLEGE	AMA					16	100	6127	87	
CE09	LINCOLN	BX9T050R	WESTERN NEBRASKA COMMUNITY COLLEGE	AMG					11	82	7162	80	
CE09	LINCOLN	BX9T050R	WESTERN NEBRASKA COMMUNITY COLLEGE	AMP					18	94	6355	83	
CE17	LOUISVILLE	9JCT625K	JEFFERSON COMMUNITY TECHNICAL COLLEGE	AMA	6	5	83%	81	10	80	6127	87	
CE17	LOUISVILLE	9JCT625K	JEFFERSON COMMUNITY TECHNICAL COLLEGE	AMG	5	5	100%	81	10	100	7162	80	
CE17	LOUISVILLE	9JCT625K	JEFFERSON COMMUNITY TECHNICAL COLLEGE	AMP	5	5	100%	85	25	96	6355	83	
CE17	LOUISVILLE	EE9T109R	SOMERSET COMMUNITY COLLEGE	AMA	1	1	100%	75	3	67	6127	87	*
CE17	LOUISVILLE	EE9T109R	SOMERSET COMMUNITY COLLEGE	AMG					4	50	7162	80	*
CE17	LOUISVILLE	EE9T109R	SOMERSET COMMUNITY COLLEGE	AMP					6	100	6355	83	
CE19	NASHVILLE	MQJT005K	DEPT OF AEROSPACE MIDDLE TENNESSEE	AMA	2	1	50%	77	13	92	6127	87	
CE19	NASHVILLE	MQJT005K	DEPT OF AEROSPACE MIDDLE TENNESSEE	AMG	1	1	100%	72	9	89	7162	80	
CE19	NASHVILLE	MQJT005K	DEPT OF AEROSPACE MIDDLE TENNESSEE	AMP	1	1	100%	75	12	92	6355	83	
CE19	NASHVILLE	N4IT070K	NORTH CENTRAL INSTITUTE	AMA	2	2	100%	82	22	82	6127	87	
CE19	NASHVILLE	N4IT070K	NORTH CENTRAL INSTITUTE	AMG	1	1	100%	87	11	91	7162	80	
CE19	NASHVILLE	N4IT070K	NORTH CENTRAL INSTITUTE	AMP	1	1	100%	80	10	100	6355	83	
CE19	NASHVILLE	NVST018K	TENNESSEE COLLEGE OF APPLIED TECHNOLOGY, NASHVILLE	AMA					33	88	6127	87	
CE19	NASHVILLE	NVST018K	TENNESSEE COLLEGE OF APPLIED TECHNOLOGY, NASHVILLE	AMG					39	72	7162	80	
CE19	NASHVILLE	NVST018K	TENNESSEE COLLEGE OF APPLIED TECHNOLOGY, NASHVILLE	AMP					28	89	6355	83	
CE19	NASHVILLE	O0ET097K	TENNESSEE COLLEGE OF APPLIED TECHNOLOGY MORRISTOWN	AMA					22	86	6127	87	

**SCHOOL NORMS VS NATIONAL PASSING NORMS**  
**1ST TEST ATTEMPT WITHIN 60 DAYS OF GRADUATION**

**AMA - AMG - AMP**

**8080-08**  
**3 QTR 2020**

FSDO ID	FSDO NAME	SCHOOL CERTIFICATE #	SCHOOL NAME	TEST CODE	CURRENT QUARTER Jul 1, 2020 to Sep 30, 2020				TWO YEAR ACCUMULATIVE Oct 1, 2018 to Sep 30, 2020				
					# of Applicants	# of Applicants Passed	% of Applicants Passed	Average Grade	School Applicants	School Norm	National Applicants	National Norm	§147.38a
CE19	NASHVILLE	O0ET097K	TENNESSEE COLLEGE OF APPLIED TECHNOLOGY MORRISTOWN	AMG	2	2	100%	84	22	100	7162	80	
CE19	NASHVILLE	O0ET097K	TENNESSEE COLLEGE OF APPLIED TECHNOLOGY MORRISTOWN	AMP					17	82	6355	83	
CE21	MEMPHIS	EF9T110R	TENNESSEE COLLEGES OF APPLIED TECHNOLOGY-MEMPHIS	AMA	5	5	100%	81	73	92	6127	87	
CE21	MEMPHIS	EF9T110R	TENNESSEE COLLEGES OF APPLIED TECHNOLOGY-MEMPHIS	AMG	3	1	33%	71	66	74	7162	80	
CE21	MEMPHIS	EF9T110R	TENNESSEE COLLEGES OF APPLIED TECHNOLOGY-MEMPHIS	AMP	5	5	100%	86	81	81	6355	83	
EA01	ALBANY	VXYT570K	MOHAWK VALLEY COMMUNITY COLLEGE	AMA					33	79	6127	87	
EA01	ALBANY	VXYT570K	MOHAWK VALLEY COMMUNITY COLLEGE	AMG	2	2	100%	84	36	94	7162	80	
EA01	ALBANY	VXYT570K	MOHAWK VALLEY COMMUNITY COLLEGE	AMP					34	85	6355	83	
EA03	ALLEGHENY	HE1T189K	PITTSBURGH INSTITUTE OF AERONAUTICS	AMA	25	22	88%	79	142	89	6127	87	
EA03	ALLEGHENY	HE1T189K	PITTSBURGH INSTITUTE OF AERONAUTICS	AMG	24	20	83%	77	182	88	7162	80	
EA03	ALLEGHENY	HE1T189K	PITTSBURGH INSTITUTE OF AERONAUTICS	AMP	24	20	83%	77	179	80	6355	83	
EA07	BALTIMORE	I4PT091K	PITTSBURGH INSTITUTE OF AERONAUTICS	AMA	12	12	100%	84	77	95	6127	87	
EA07	BALTIMORE	I4PT091K	PITTSBURGH INSTITUTE OF AERONAUTICS	AMG	26	19	73%	77	103	76	7162	80	
EA07	BALTIMORE	I4PT091K	PITTSBURGH INSTITUTE OF AERONAUTICS	AMP	26	15	58%	72	102	68	6355	83	*
EA09	CHARLESTON	MUET028K	ROBERT C BYRD NATIONAL AEROSPACE EDUCATION CENTER	AMA	1	1	100%	87	6	100	6127	87	
EA09	CHARLESTON	MUET028K	ROBERT C BYRD NATIONAL AEROSPACE EDUCATION CENTER	AMG	2	2	100%	91	14	79	7162	80	
EA09	CHARLESTON	MUET028K	ROBERT C BYRD NATIONAL AEROSPACE EDUCATION CENTER	AMP	2	2	100%	88	11	100	6355	83	
EA11	FARMINGDALE	AI9T009R	LEWIS WILSON TECHNOLOGICAL CENTER	AMA	1	1	100%	92	25	96	6127	87	
EA11	FARMINGDALE	AI9T009R	LEWIS WILSON TECHNOLOGICAL CENTER	AMG	1	1	100%	93	28	89	7162	80	
EA11	FARMINGDALE	AI9T009R	LEWIS WILSON TECHNOLOGICAL CENTER	AMP	2	2	100%	92	24	75	6355	83	

**SCHOOL NORMS VS NATIONAL PASSING NORMS**  
**1ST TEST ATTEMPT WITHIN 60 DAYS OF GRADUATION**

**AMA - AMG - AMP**

**8080-08**  
**3 QTR 2020**

FSDO ID	FSDO NAME	SCHOOL CERTIFICATE #	SCHOOL NAME	TEST CODE	CURRENT QUARTER Jul 1, 2020 to Sep 30, 2020				TWO YEAR ACCUMULATIVE Oct 1, 2018 to Sep 30, 2020				
					# of Applicants	# of Applicants Passed	% of Applicants Passed	Average Grade	School Applicants	School Norm	National Applicants	National Norm	§147.38a
EA13	HARRISBURG	PNZT013K	PENN COLLEGE OF TECHNOLOGY	AMA	4	4	100%	86	12	92	6127	87	
EA13	HARRISBURG	PNZT013K	PENN COLLEGE OF TECHNOLOGY	AMG					18	100	7162	80	
EA13	HARRISBURG	PNZT013K	PENN COLLEGE OF TECHNOLOGY	AMP					17	94	6355	83	
EA15	NEW YORK CITY	AA9T001R	AVIATION TRAINING INSTITUTE AT VAUGHN COLLEGE OF AERONAUTICS	AMA					47	94	6127	87	
EA15	NEW YORK CITY	AA9T001R	AVIATION TRAINING INSTITUTE AT VAUGHN COLLEGE OF AERONAUTICS	AMG	1	1	100%	78	48	94	7162	80	
EA15	NEW YORK CITY	AA9T001R	AVIATION TRAINING INSTITUTE AT VAUGHN COLLEGE OF AERONAUTICS	AMP					55	85	6355	83	
EA15	NEW YORK CITY	HW2T887K	AVIATION HIGH SCHOOL	AMA					146	98	6127	87	
EA15	NEW YORK CITY	HW2T887K	AVIATION HIGH SCHOOL	AMG					143	86	7162	80	
EA15	NEW YORK CITY	HW2T887K	AVIATION HIGH SCHOOL	AMP					125	96	6355	83	
EA17	PHILADELPHIA	7DET592K	DELAWARE TECHNICAL AND COMMUNITY COLLEGE	AMA	1	0	0%	62	2	50	6127	87	*
EA17	PHILADELPHIA	7DET592K	DELAWARE TECHNICAL AND COMMUNITY COLLEGE	AMG	2	2	100%	87	7	100	7162	80	
EA17	PHILADELPHIA	7DET592K	DELAWARE TECHNICAL AND COMMUNITY COLLEGE	AMP	5	4	80%	79	6	83	6355	83	
EA17	PHILADELPHIA	AR9T018R	AVIATION INSTITUTE OF MAINTENANCE INC	AMA	5	5	100%	83	82	74	6127	87	
EA17	PHILADELPHIA	AR9T018R	AVIATION INSTITUTE OF MAINTENANCE INC	AMG	8	6	75%	75	100	62	7162	80	*
EA17	PHILADELPHIA	AR9T018R	AVIATION INSTITUTE OF MAINTENANCE INC	AMP	15	11	73%	77	89	64	6355	83	*
EA21	RICHMOND	B12T578K	BLUE RIDGE COMMUNITY COLLEGE	AMA	2	2	100%	86	11	100	6127	87	
EA21	RICHMOND	B12T578K	BLUE RIDGE COMMUNITY COLLEGE	AMG					14	93	7162	80	
EA21	RICHMOND	B12T578K	BLUE RIDGE COMMUNITY COLLEGE	AMP	1	1	100%	91	11	100	6355	83	
EA21	RICHMOND	L48T855K	LIBERTY UNIVERSITY	AMA	12	12	100%	81	51	92	6127	87	
EA21	RICHMOND	L48T855K	LIBERTY UNIVERSITY	AMG	10	10	100%	83	45	93	7162	80	
EA21	RICHMOND	L48T855K	LIBERTY UNIVERSITY	AMP	7	7	100%	86	35	97	6355	83	
EA21	RICHMOND	LQPT037K	TRAINING SERVICES INC	AMA	9	8	89%	81	105	78	6127	87	
EA21	RICHMOND	LQPT037K	TRAINING SERVICES INC	AMG	7	6	86%	78	143	80	7162	80	

**SCHOOL NORMS VS NATIONAL PASSING NORMS**  
**1ST TEST ATTEMPT WITHIN 60 DAYS OF GRADUATION**

**AMA - AMG - AMP**

**8080-08**  
**3 QTR 2020**

FSDO ID	FSDO NAME	SCHOOL CERTIFICATE #	SCHOOL NAME	TEST CODE	CURRENT QUARTER Jul 1, 2020 to Sep 30, 2020				TWO YEAR ACCUMULATIVE Oct 1, 2018 to Sep 30, 2020				
					# of Applicants	# of Applicants Passed	% of Applicants Passed	Average Grade	School Applicants	School Norm	National Applicants	National Norm	§147.38a
EA21	RICHMOND	LQPT037K	TRAINING SERVICES INC	AMP	15	11	73%	74	106	77	6355	83	
EA25	TETERBORO	BV9T048R	TETERBORO SCHOOL OF AERONAUTICS INC	AMA	9	8	89%	79	70	89	6127	87	
EA25	TETERBORO	BV9T048R	TETERBORO SCHOOL OF AERONAUTICS INC	AMG	15	10	67%	76	126	75	7162	80	
EA25	TETERBORO	BV9T048R	TETERBORO SCHOOL OF AERONAUTICS INC	AMP	7	5	71%	67	77	75	6355	83	
EA27	WASHINGTON	AQ9T017R	UNIVERSITY OF THE DISTRICT OF COLUMBIA	AMA	0	0		0	9	89	6127	87	
EA27	WASHINGTON	AQ9T017R	UNIVERSITY OF THE DISTRICT OF COLUMBIA	AMG	1	1	100%	73	11	91	7162	80	
EA27	WASHINGTON	AQ9T017R	UNIVERSITY OF THE DISTRICT OF COLUMBIA	AMP					10	80	6355	83	
EA27	WASHINGTON	U6ET095K	TECHNICAL EDUCATION SERVICES INC	AMA	5	5	100%	86	76	91	6127	87	
EA27	WASHINGTON	U6ET095K	TECHNICAL EDUCATION SERVICES INC	AMG	13	11	85%	78	87	79	7162	80	
EA27	WASHINGTON	U6ET095K	TECHNICAL EDUCATION SERVICES INC	AMP	5	4	80%	79	75	85	6355	83	
EA39	GREENSBORO	3C9T607K	COLLEGE OF THE ALBEMARLE	AMA					2	100	6127	87	
EA39	GREENSBORO	3C9T607K	COLLEGE OF THE ALBEMARLE	AMG					1	100	7162	80	
EA39	GREENSBORO	3C9T607K	COLLEGE OF THE ALBEMARLE	AMP					1	100	6355	83	
EA39	GREENSBORO	CUMT104K	CRAVEN COMMUNITY COLLEGE	AMA					11	91	6127	87	
EA39	GREENSBORO	CUMT104K	CRAVEN COMMUNITY COLLEGE	AMG					12	83	7162	80	
EA39	GREENSBORO	CUMT104K	CRAVEN COMMUNITY COLLEGE	AMP					10	100	6355	83	
EA39	GREENSBORO	DT9T098R	WAYNE COMMUNITY COLLEGE	AMA	2	2	100%	76	20	85	6127	87	
EA39	GREENSBORO	DT9T098R	WAYNE COMMUNITY COLLEGE	AMG	2	1	50%	73	14	93	7162	80	
EA39	GREENSBORO	DT9T098R	WAYNE COMMUNITY COLLEGE	AMP	12	10	83%	80	21	86	6355	83	
EA39	GREENSBORO	EJ9T114R	GUILFORD TECHNICAL COMMUNITY COLLEGE	AMA	1	0	0%	67	89	87	6127	87	
EA39	GREENSBORO	EJ9T114R	GUILFORD TECHNICAL COMMUNITY COLLEGE	AMG					77	78	7162	80	
EA39	GREENSBORO	EJ9T114R	GUILFORD TECHNICAL COMMUNITY COLLEGE	AMP	12	10	83%	82	61	93	6355	83	
EA61	BOSTON	61CT616K	CAPE COD COMMUNITY COLLEGE	AMA	1	1	100%	89	31	94	6127	87	
EA61	BOSTON	61CT616K	CAPE COD COMMUNITY COLLEGE	AMG	4	3	75%	77	32	88	7162	80	
EA61	BOSTON	61CT616K	CAPE COD COMMUNITY COLLEGE	AMP	6	5	83%	83	36	86	6355	83	



**SCHOOL NORMS VS NATIONAL PASSING NORMS**  
**1ST TEST ATTEMPT WITHIN 60 DAYS OF GRADUATION**

**AMA - AMG - AMP**

**8080-08**  
**3 QTR 2020**

FSDO ID	FSDO NAME	SCHOOL CERTIFICATE #	SCHOOL NAME	TEST CODE	CURRENT QUARTER Jul 1, 2020 to Sep 30, 2020				TWO YEAR ACCUMULATIVE Oct 1, 2018 to Sep 30, 2020				
					# of Applicants	# of Applicants Passed	% of Applicants Passed	Average Grade	School Applicants	School Norm	National Applicants	National Norm	§147.38a
EA61	BOSTON	EC6T068K	NATIONAL AVIATION ACADEMY OF NEW ENGLAND	AMA	27	18	67%	73	136	74	6127	87	
EA61	BOSTON	EC6T068K	NATIONAL AVIATION ACADEMY OF NEW ENGLAND	AMG	27	21	78%	76	158	69	7162	80	
EA61	BOSTON	EC6T068K	NATIONAL AVIATION ACADEMY OF NEW ENGLAND	AMP	12	6	50%	70	141	67	6355	83	*
EA63	WINDSOR LOCKS	6WHT615K	WESTFIELD TECHNICAL ACADEMY	AMG	1	1	100%	80	1	100	7162	80	
EA63	WINDSOR LOCKS	EM9T117R	CONNECTICUT AERO TECH SCHOOL	AMA					22	95	6127	87	
EA63	WINDSOR LOCKS	EM9T117R	CONNECTICUT AERO TECH SCHOOL	AMG	0	0		0	15	87	7162	80	
EA63	WINDSOR LOCKS	EM9T117R	CONNECTICUT AERO TECH SCHOOL	AMP					18	94	6355	83	
EA63	WINDSOR LOCKS	TF5T221N	STRATFORD SCHOOL FOR AVIATION MAINTENANCE TECHNICI	AMA					22	100	6127	87	
EA63	WINDSOR LOCKS	TF5T221N	STRATFORD SCHOOL FOR AVIATION MAINTENANCE TECHNICI	AMG	3	2	67%	70	33	88	7162	80	
EA63	WINDSOR LOCKS	TF5T221N	STRATFORD SCHOOL FOR AVIATION MAINTENANCE TECHNICI	AMP					17	100	6355	83	
EA65	PORTLAND	NSUT025K	NASHUA COMMUNITY COLLEGE	AMA	1	0	0%	67	3	33	6127	87	*
EA65	PORTLAND	NSUT025K	NASHUA COMMUNITY COLLEGE	AMG	1	0	0%	67	7	86	7162	80	
EA65	PORTLAND	NSUT025K	NASHUA COMMUNITY COLLEGE	AMP	2	1	50%	79	6	83	6355	83	
EA65	PORTLAND	VMQT049K	BURLINGTON TECHNICAL CENTER	AMA					1	100	6127	87	
EA65	PORTLAND	VMQT049K	BURLINGTON TECHNICAL CENTER	AMG					1	100	7162	80	
EA65	PORTLAND	VMQT049K	BURLINGTON TECHNICAL CENTER	AMP	3	3	100%	87	3	100	6355	83	
GL03	DUPAGE	AN9T014R	LEWIS UNIVERSITY	AMA	3	3	100%	81	58	93	6127	87	
GL03	DUPAGE	AN9T014R	LEWIS UNIVERSITY	AMG	4	2	50%	72	57	79	7162	80	
GL03	DUPAGE	AN9T014R	LEWIS UNIVERSITY	AMP	15	12	80%	80	54	93	6355	83	
GL03	DUPAGE	BS9T045R	ROCK VALLEY COLLEGE AVIATION TECH	AMA	6	6	100%	87	47	98	6127	87	
GL03	DUPAGE	BS9T045R	ROCK VALLEY COLLEGE AVIATION TECH	AMG	8	8	100%	86	50	94	7162	80	
GL03	DUPAGE	BS9T045R	ROCK VALLEY COLLEGE AVIATION TECH	AMP					32	100	6355	83	
GL05	CINCINNATI	AC9T003R	MIAMI VALLEY CAREER TECHNOLOGY CENTER	AMA					15	93	6127	87	

**SCHOOL NORMS VS NATIONAL PASSING NORMS**  
**1ST TEST ATTEMPT WITHIN 60 DAYS OF GRADUATION**

**AMA - AMG - AMP**

**8080-08**  
**3 QTR 2020**

FSDO ID	FSDO NAME	SCHOOL CERTIFICATE #	SCHOOL NAME	TEST CODE	CURRENT QUARTER Jul 1, 2020 to Sep 30, 2020				TWO YEAR ACCUMULATIVE Oct 1, 2018 to Sep 30, 2020				
					# of Applicants	# of Applicants Passed	% of Applicants Passed	Average Grade	School Applicants	School Norm	National Applicants	National Norm	§147.38a
GL05	CINCINNATI	AC9T003R	MIAMI VALLEY CAREER TECHNOLOGY CENTER	AMG					16	75	7162	80	
GL05	CINCINNATI	AC9T003R	MIAMI VALLEY CAREER TECHNOLOGY CENTER	AMP	8	6	75%	80	16	88	6355	83	
GL05	CINCINNATI	AD9T004R	CINCINNATI STATE TECHNICAL AND COMMUNITY COLLEGE	AMA	5	5	100%	80	17	94	6127	87	
GL05	CINCINNATI	AD9T004R	CINCINNATI STATE TECHNICAL AND COMMUNITY COLLEGE	AMG	3	2	67%	77	19	84	7162	80	
GL05	CINCINNATI	AD9T004R	CINCINNATI STATE TECHNICAL AND COMMUNITY COLLEGE	AMP	5	5	100%	79	18	94	6355	83	
GL05	CINCINNATI	GOKT001K	GREAT OAKS JOINT VOCATIONAL SCHOOL	AMA	1	0	0%	63	19	95	6127	87	
GL05	CINCINNATI	GOKT001K	GREAT OAKS JOINT VOCATIONAL SCHOOL	AMG	1	1	100%	73	19	68	7162	80	
GL05	CINCINNATI	GOKT001K	GREAT OAKS JOINT VOCATIONAL SCHOOL	AMP	2	2	100%	77	6	83	6355	83	
GL05	CINCINNATI	XSCT086K	SINCLAIR COMMUNITY COLLEGE	AMA					6	100	6127	87	
GL05	CINCINNATI	XSCT086K	SINCLAIR COMMUNITY COLLEGE	AMG					6	83	7162	80	
GL05	CINCINNATI	XSCT086K	SINCLAIR COMMUNITY COLLEGE	AMP					10	100	6355	83	
GL07	COLUMBUS	DL9T090R	COLUMBUS STATE COMMUNITY COLLEGE	AMA	1	1	100%	72	10	70	6127	87	
GL07	COLUMBUS	DL9T090R	COLUMBUS STATE COMMUNITY COLLEGE	AMG	6	6	100%	86	16	88	7162	80	
GL07	COLUMBUS	DL9T090R	COLUMBUS STATE COMMUNITY COLLEGE	AMP	3	3	100%	84	18	89	6355	83	
GL09	GRAND RAPIDS	JX8T258Q	WESTERN MICHIGAN UNIVERSITY COLLEGE OF AVIATION	AMA	2	1	50%	76	15	87	6127	87	
GL09	GRAND RAPIDS	JX8T258Q	WESTERN MICHIGAN UNIVERSITY COLLEGE OF AVIATION	AMG	2	2	100%	80	14	86	7162	80	
GL09	GRAND RAPIDS	JX8T258Q	WESTERN MICHIGAN UNIVERSITY COLLEGE OF AVIATION	AMP	2	2	100%	81	16	81	6355	83	
GL09	GRAND RAPIDS	LW5T030N	ANDREWS UNIVERSITY	AMA					8	88	6127	87	
GL09	GRAND RAPIDS	LW5T030N	ANDREWS UNIVERSITY	AMG	1	1	100%	88	6	100	7162	80	
GL09	GRAND RAPIDS	LW5T030N	ANDREWS UNIVERSITY	AMP	4	1	25%	71	9	67	6355	83	
GL09	GRAND RAPIDS	M90T074K	SCHOOL OF MISSIONARY AVIATION TECHNOLOGY	AMA	4	4	100%	78	43	98	6127	87	

**SCHOOL NORMS VS NATIONAL PASSING NORMS**  
**1ST TEST ATTEMPT WITHIN 60 DAYS OF GRADUATION**

**AMA - AMG - AMP**

**8080-08**  
**3 QTR 2020**

FSDO ID	FSDO NAME	SCHOOL CERTIFICATE #	SCHOOL NAME	TEST CODE	CURRENT QUARTER Jul 1, 2020 to Sep 30, 2020				TWO YEAR ACCUMULATIVE Oct 1, 2018 to Sep 30, 2020				
					# of Applicants	# of Applicants Passed	% of Applicants Passed	Average Grade	School Applicants	School Norm	National Applicants	National Norm	§147.38a
GL09	GRAND RAPIDS	M90T074K	SCHOOL OF MISSIONARY AVIATION TECHNOLOGY	AMG	1	1	100%	87	40	93	7162	80	
GL09	GRAND RAPIDS	M90T074K	SCHOOL OF MISSIONARY AVIATION TECHNOLOGY	AMP	17	17	100%	83	41	93	6355	83	
GL09	GRAND RAPIDS	NSBT012K	NORTHERN MICHIGAN UNIVERSITY SCHOOL OF TECHNOLOGY	AMA					6	100	6127	87	
GL09	GRAND RAPIDS	NSBT012K	NORTHERN MICHIGAN UNIVERSITY SCHOOL OF TECHNOLOGY	AMG	0	0		0	6	83	7162	80	
GL09	GRAND RAPIDS	NSBT012K	NORTHERN MICHIGAN UNIVERSITY SCHOOL OF TECHNOLOGY	AMP					3	100	6355	83	
GL11	INDIANAPOLIS	CG9T059R	PURDUE UNIV DEPT OF AVIATION TECH	AMA	2	2	100%	81	32	84	6127	87	
GL11	INDIANAPOLIS	CG9T059R	PURDUE UNIV DEPT OF AVIATION TECH	AMG	2	2	100%	84	35	86	7162	80	
GL11	INDIANAPOLIS	CG9T059R	PURDUE UNIV DEPT OF AVIATION TECH	AMP	2	2	100%	81	32	75	6355	83	
GL11	INDIANAPOLIS	IV7T579K	IVY TECH COMMUNITY COLLEGE NORTHEAST	AMA	4	3	75%	75	6	83	6127	87	
GL11	INDIANAPOLIS	IV7T579K	IVY TECH COMMUNITY COLLEGE NORTHEAST	AMG	2	2	100%	74	7	86	7162	80	
GL11	INDIANAPOLIS	IV7T579K	IVY TECH COMMUNITY COLLEGE NORTHEAST	AMP	2	2	100%	77	7	57	6355	83	*
GL11	INDIANAPOLIS	PF2T081L	VINCENNES UNIVERSITY	AMA	16	16	100%	84	62	100	6127	87	
GL11	INDIANAPOLIS	PF2T081L	VINCENNES UNIVERSITY	AMG	16	16	100%	82	61	89	7162	80	
GL11	INDIANAPOLIS	PF2T081L	VINCENNES UNIVERSITY	AMP	4	4	100%	87	41	98	6355	83	
GL11	INDIANAPOLIS	USBT077S	AMERICAN TRANS AIR TRAINING CORPORATION	AMA	5	3	60%	73	48	92	6127	87	
GL11	INDIANAPOLIS	USBT077S	AMERICAN TRANS AIR TRAINING CORPORATION	AMG	6	5	83%	79	30	93	7162	80	
GL11	INDIANAPOLIS	USBT077S	AMERICAN TRANS AIR TRAINING CORPORATION	AMP	5	5	100%	78	46	96	6355	83	
GL13	MILWAUKEE	CF9T058R	MILWAUKEE AREA TECHNICAL COLLEGE	AMA	1	1	100%	84	7	86	6127	87	
GL13	MILWAUKEE	CF9T058R	MILWAUKEE AREA TECHNICAL COLLEGE	AMG	2	2	100%	89	9	89	7162	80	
GL13	MILWAUKEE	CF9T058R	MILWAUKEE AREA TECHNICAL COLLEGE	AMP	7	6	86%	83	11	82	6355	83	
GL13	MILWAUKEE	OAYT031K	FOX VALLEY TECHNICAL SCHOOL	AMA					40	95	6127	87	
GL13	MILWAUKEE	OAYT031K	FOX VALLEY TECHNICAL SCHOOL	AMG					40	93	7162	80	
GL13	MILWAUKEE	OAYT031K	FOX VALLEY TECHNICAL SCHOOL	AMP					39	97	6355	83	

**SCHOOL NORMS VS NATIONAL PASSING NORMS**  
**1ST TEST ATTEMPT WITHIN 60 DAYS OF GRADUATION**

**AMA - AMG - AMP**

**8080-08**  
**3 QTR 2020**

FSDO ID	FSDO NAME	SCHOOL CERTIFICATE #	SCHOOL NAME	TEST CODE	CURRENT QUARTER Jul 1, 2020 to Sep 30, 2020				TWO YEAR ACCUMULATIVE Oct 1, 2018 to Sep 30, 2020				
					# of Applicants	# of Applicants Passed	% of Applicants Passed	Average Grade	School Applicants	School Norm	National Applicants	National Norm	§147.38a
GL15	MINNEAPOLIS	6LRT617K	LAKE SUPERIOR COLLEGE	AMA	1	1	100%	71	8	75	6127	87	
GL15	MINNEAPOLIS	6LRT617K	LAKE SUPERIOR COLLEGE	AMG					7	71	7162	80	
GL15	MINNEAPOLIS	6LRT617K	LAKE SUPERIOR COLLEGE	AMP	2	2	100%	73	5	60	6355	83	*
GL15	MINNEAPOLIS	CH9T060R	NORTHLAND COMMUNITY AND TECHNICAL COLLEGE	AMA	8	5	63%	72	27	85	6127	87	
GL15	MINNEAPOLIS	CH9T060R	NORTHLAND COMMUNITY AND TECHNICAL COLLEGE	AMG	7	6	86%	77	25	92	7162	80	
GL15	MINNEAPOLIS	CH9T060R	NORTHLAND COMMUNITY AND TECHNICAL COLLEGE	AMP	7	5	71%	71	26	85	6355	83	
GL15	MINNEAPOLIS	CI9T061R	MINNEAPOLIS COMMUNITY AND TECHNICAL COLLEGE	AMA	5	5	100%	87	11	91	6127	87	
GL15	MINNEAPOLIS	CI9T061R	MINNEAPOLIS COMMUNITY AND TECHNICAL COLLEGE	AMG	7	7	100%	86	14	93	7162	80	
GL15	MINNEAPOLIS	CI9T061R	MINNEAPOLIS COMMUNITY AND TECHNICAL COLLEGE	AMP	5	5	100%	85	22	95	6355	83	
GL19	SPRINGFIELD	BNZT547C	SOUTHERN ILLINOIS UNIV AVN TECH	AMA	1	1	100%	80	30	100	6127	87	
GL19	SPRINGFIELD	BNZT547C	SOUTHERN ILLINOIS UNIV AVN TECH	AMG	1	1	100%	82	28	93	7162	80	
GL19	SPRINGFIELD	BNZT547C	SOUTHERN ILLINOIS UNIV AVN TECH	AMP	1	1	100%	76	31	97	6355	83	
GL19	SPRINGFIELD	L9LT087K	LINCOLN LAND COMMUNITY COLLEGE	AMA	1	1	100%	76	9	100	6127	87	
GL19	SPRINGFIELD	L9LT087K	LINCOLN LAND COMMUNITY COLLEGE	AMG	2	2	100%	76	10	100	7162	80	
GL19	SPRINGFIELD	L9LT087K	LINCOLN LAND COMMUNITY COLLEGE	AMP					11	91	6355	83	
GL23	EAST MICHIGAN	BN9T040R	MIAT COLLEGE OF TECHNOLOGY	AMA	8	8	100%	80	65	88	6127	87	
GL23	EAST MICHIGAN	BN9T040R	MIAT COLLEGE OF TECHNOLOGY	AMG	5	3	60%	75	86	59	7162	80	*
GL23	EAST MICHIGAN	BN9T040R	MIAT COLLEGE OF TECHNOLOGY	AMP	8	7	88%	82	80	79	6355	83	
GL23	EAST MICHIGAN	JW8T257Q	LANSING COMMUNITY COLLEGE	AMA	3	3	100%	77	18	100	6127	87	
GL23	EAST MICHIGAN	JW8T257Q	LANSING COMMUNITY COLLEGE	AMG	3	2	67%	76	36	75	7162	80	
GL23	EAST MICHIGAN	JW8T257Q	LANSING COMMUNITY COLLEGE	AMP	10	9	90%	80	31	87	6355	83	

**SCHOOL NORMS VS NATIONAL PASSING NORMS**  
**1ST TEST ATTEMPT WITHIN 60 DAYS OF GRADUATION**

**AMA - AMG - AMP**

**8080-08**  
**3 QTR 2020**

FSDO ID	FSDO NAME	SCHOOL CERTIFICATE #	SCHOOL NAME	TEST CODE	CURRENT QUARTER Jul 1, 2020 to Sep 30, 2020				TWO YEAR ACCUMULATIVE Oct 1, 2018 to Sep 30, 2020				
					# of Applicants	# of Applicants Passed	% of Applicants Passed	Average Grade	School Applicants	School Norm	National Applicants	National Norm	§147.38a
GL25	CLEVELAND	AE9T005R	AEROSPACE CENTER	AMA					13	85	6127	87	
GL25	CLEVELAND	AE9T005R	AEROSPACE CENTER	AMG					9	100	7162	80	
GL25	CLEVELAND	AE9T005R	AEROSPACE CENTER	AMP	6	6	100%	82	10	100	6355	83	
GL25	CLEVELAND	EO9T119R	MAHONING COUNTY CAREER AND TECHNICAL CENTER	AMG					4	100	7162	80	
GL25	CLEVELAND	P6HT576K	PITTSBURGH INSTITUTE OF AERONAUTICS	AMA	11	9	82%	74	93	92	6127	87	
GL25	CLEVELAND	P6HT576K	PITTSBURGH INSTITUTE OF AERONAUTICS	AMG	36	27	75%	77	141	79	7162	80	
GL25	CLEVELAND	P6HT576K	PITTSBURGH INSTITUTE OF AERONAUTICS	AMP	34	25	74%	79	140	74	6355	83	
GL27	RAPID CITY	OV5T107N	LAKE AREA TECHNICAL INSTITUTE	AMA					26	88	6127	87	
GL27	RAPID CITY	OV5T107N	LAKE AREA TECHNICAL INSTITUTE	AMG	0	0		0	26	96	7162	80	
GL27	RAPID CITY	OV5T107N	LAKE AREA TECHNICAL INSTITUTE	AMP					22	91	6355	83	
NM01	SEATTLE	EU9T125R	EVERETT COMMUNITY COLLEGE	AMA	4	4	100%	86	31	97	6127	87	
NM01	SEATTLE	EU9T125R	EVERETT COMMUNITY COLLEGE	AMG	5	5	100%	82	28	86	7162	80	
NM01	SEATTLE	EU9T125R	EVERETT COMMUNITY COLLEGE	AMP	3	3	100%	88	27	96	6355	83	
NM01	SEATTLE	HQ6T596N	SOUTH SEATTLE COLLEGE	AMA					50	96	6127	87	
NM01	SEATTLE	HQ6T596N	SOUTH SEATTLE COLLEGE	AMG	1	0	0%	57	47	85	7162	80	
NM01	SEATTLE	HQ6T596N	SOUTH SEATTLE COLLEGE	AMP					46	91	6355	83	
NM01	SEATTLE	MK8T323Q	CLOVER PARK TECHNICAL COLLEGE	AMA					46	91	6127	87	
NM01	SEATTLE	MK8T323Q	CLOVER PARK TECHNICAL COLLEGE	AMG					48	94	7162	80	
NM01	SEATTLE	MK8T323Q	CLOVER PARK TECHNICAL COLLEGE	AMP	1	1	100%	82	47	100	6355	83	
NM03	DENVER	DH9T086R	SPARTAN COLLEGE OF AERONAUTICS AND TECHNOLOGY	AMA	16	8	50%	71	211	87	6127	87	
NM03	DENVER	DH9T086R	SPARTAN COLLEGE OF AERONAUTICS AND TECHNOLOGY	AMG	18	13	72%	77	215	87	7162	80	
NM03	DENVER	DH9T086R	SPARTAN COLLEGE OF AERONAUTICS AND TECHNOLOGY	AMP	14	9	64%	73	208	86	6355	83	
NM05	HELENA	QH2T109L	HELENA COLLEGE UNIVERSITY OF MONTANA	AMA	1	1	100%	83	2	100	6127	87	

**SCHOOL NORMS VS NATIONAL PASSING NORMS**  
**1ST TEST ATTEMPT WITHIN 60 DAYS OF GRADUATION**

**AMA - AMG - AMP**

**8080-08**  
**3 QTR 2020**

FSDO ID	FSDO NAME	SCHOOL CERTIFICATE #	SCHOOL NAME	TEST CODE	CURRENT QUARTER Jul 1, 2020 to Sep 30, 2020				TWO YEAR ACCUMULATIVE Oct 1, 2018 to Sep 30, 2020				
					# of Applicants	# of Applicants Passed	% of Applicants Passed	Average Grade	School Applicants	School Norm	National Applicants	National Norm	§147.38a
NM05	HELENA	QH2T109L	HELENA COLLEGE UNIVERSITY OF MONTANA	AMG					3	100	7162	80	
NM05	HELENA	QH2T109L	HELENA COLLEGE UNIVERSITY OF MONTANA	AMP					2	100	6355	83	
NM07	SALT LAKE CITY	ER9T122R	COLORADO NORTHWESTERN COMMUNITY COLLEGE	AMA	1	1	100%	78	4	100	6127	87	
NM07	SALT LAKE CITY	ER9T122R	COLORADO NORTHWESTERN COMMUNITY COLLEGE	AMG	2	2	100%	84	5	100	7162	80	
NM07	SALT LAKE CITY	ER9T122R	COLORADO NORTHWESTERN COMMUNITY COLLEGE	AMP					6	100	6355	83	
NM07	SALT LAKE CITY	ET9T124R	IDAHO STATE UNIVERSITY	AMA	1	1	100%	79	7	100	6127	87	
NM07	SALT LAKE CITY	ET9T124R	IDAHO STATE UNIVERSITY	AMG	1	1	100%	92	5	100	7162	80	
NM07	SALT LAKE CITY	ET9T124R	IDAHO STATE UNIVERSITY	AMP					14	100	6355	83	
NM07	SALT LAKE CITY	EW9T127R	SALT LAKE COMMUNITY COLLEGE	AMA	1	1	100%	92	26	96	6127	87	
NM07	SALT LAKE CITY	EW9T127R	SALT LAKE COMMUNITY COLLEGE	AMG	1	0	0%	68	42	93	7162	80	
NM07	SALT LAKE CITY	EW9T127R	SALT LAKE COMMUNITY COLLEGE	AMP	3	2	67%	75	36	94	6355	83	
NM07	SALT LAKE CITY	GO3T534L	UTAH STATE UNIVERSITY	AMA					5	100	6127	87	
NM07	SALT LAKE CITY	GO3T534L	UTAH STATE UNIVERSITY	AMG	0	0		0	3	100	7162	80	
NM07	SALT LAKE CITY	GO3T534L	UTAH STATE UNIVERSITY	AMP					5	100	6355	83	
NM09	PORTLAND	DA9T079R	PORTLAND COMMUNITY COLLEGE	AMA	1	1	100%	70	31	97	6127	87	
NM09	PORTLAND	DA9T079R	PORTLAND COMMUNITY COLLEGE	AMG	1	1	100%	75	10	100	7162	80	
NM09	PORTLAND	DA9T079R	PORTLAND COMMUNITY COLLEGE	AMP					37	100	6355	83	
NM09	PORTLAND	EM8T117Q	LANE COMMUNITY COLLEGE	AMA	3	2	67%	76	16	88	6127	87	
NM09	PORTLAND	EM8T117Q	LANE COMMUNITY COLLEGE	AMG	3	2	67%	77	16	88	7162	80	
NM09	PORTLAND	EM8T117Q	LANE COMMUNITY COLLEGE	AMP	3	3	100%	78	16	100	6355	83	
NM13	SPOKANE	3MBT603K	MOODY BIBLE INSTITUTE OF CHICAGO	AMA	3	3	100%	81	45	87	6127	87	
NM13	SPOKANE	3MBT603K	MOODY BIBLE INSTITUTE OF CHICAGO	AMG					9	100	7162	80	
NM13	SPOKANE	3MBT603K	MOODY BIBLE INSTITUTE OF CHICAGO	AMP	11	11	100%	86	30	97	6355	83	

**SCHOOL NORMS VS NATIONAL PASSING NORMS**  
**1ST TEST ATTEMPT WITHIN 60 DAYS OF GRADUATION**

**AMA - AMG - AMP**

**8080-08**  
**3 QTR 2020**

FSDO ID	FSDO NAME	SCHOOL CERTIFICATE #	SCHOOL NAME	TEST CODE	CURRENT QUARTER Jul 1, 2020 to Sep 30, 2020				TWO YEAR ACCUMULATIVE Oct 1, 2018 to Sep 30, 2020				
					# of Applicants	# of Applicants Passed	% of Applicants Passed	Average Grade	School Applicants	School Norm	National Applicants	National Norm	\$147.38a
NM13	SPOKANE	4NIT612K	NORTH IDAHO COLLEGE AEROSPACE CENTER OF EXCELLENCE	AMA					6	33	6127	87	*
NM13	SPOKANE	4NIT612K	NORTH IDAHO COLLEGE AEROSPACE CENTER OF EXCELLENCE	AMG					6	83	7162	80	
NM13	SPOKANE	EL8T116Q	BIG BEND COMMUNITY COLLEGE	AMA					3	100	6127	87	
NM13	SPOKANE	EL8T116Q	BIG BEND COMMUNITY COLLEGE	AMG					3	33	7162	80	*
NM13	SPOKANE	EL8T116Q	BIG BEND COMMUNITY COLLEGE	AMP	1	1	100%	79	10	90	6355	83	
NM13	SPOKANE	GJ6T563N	SPOKANE COMMUNITY COLLEGE	AMA					15	100	6127	87	
NM13	SPOKANE	GJ6T563N	SPOKANE COMMUNITY COLLEGE	AMG	1	1	100%	83	13	92	7162	80	
NM13	SPOKANE	GJ6T563N	SPOKANE COMMUNITY COLLEGE	AMP	4	4	100%	85	17	82	6355	83	
SO09	ALABAMA & NW FLORIDA	3AQT606K	ALABAMA AVIATION CENTER A UNITE OF ENTERPRISE STAT	AMA	1	1	100%	74	4	100	6127	87	
SO09	ALABAMA & NW FLORIDA	3AQT606K	ALABAMA AVIATION CENTER A UNITE OF ENTERPRISE STAT	AMG	3	3	100%	73	10	90	7162	80	
SO09	ALABAMA & NW FLORIDA	3AQT606K	ALABAMA AVIATION CENTER A UNITE OF ENTERPRISE STAT	AMP					3	100	6355	83	
SO09	ALABAMA & NW FLORIDA	5GST621K	GEORGE STONE TECHNICAL CENTER	AMA					40	90	6127	87	
SO09	ALABAMA & NW FLORIDA	5GST621K	GEORGE STONE TECHNICAL CENTER	AMG	0	0		0	46	63	7162	80	
SO09	ALABAMA & NW FLORIDA	5GST621K	GEORGE STONE TECHNICAL CENTER	AMP	1	0	0%	66	38	87	6355	83	
SO09	ALABAMA & NW FLORIDA	77HT588K	HANEY TECHNICAL CENTER HIGH SCHOOL	AMA	2	2	100%	90	3	100	6127	87	
SO09	ALABAMA & NW FLORIDA	77HT588K	HANEY TECHNICAL CENTER HIGH SCHOOL	AMG					9	67	7162	80	
SO09	ALABAMA & NW FLORIDA	77HT588K	HANEY TECHNICAL CENTER HIGH SCHOOL	AMP					2	100	6355	83	
SO09	ALABAMA & NW FLORIDA	EN4T160M	ALABAMA AVIATION CENTER A UNIT OF ENTERPRISE COMMU	AMA	5	4	80%	80	73	96	6127	87	

**SCHOOL NORMS VS NATIONAL PASSING NORMS**  
**1ST TEST ATTEMPT WITHIN 60 DAYS OF GRADUATION**

**AMA - AMG - AMP**

**8080-08**  
**3 QTR 2020**

FSDO ID	FSDO NAME	SCHOOL CERTIFICATE #	SCHOOL NAME	TEST CODE	CURRENT QUARTER Jul 1, 2020 to Sep 30, 2020				TWO YEAR ACCUMULATIVE Oct 1, 2018 to Sep 30, 2020				
					# of Applicants	# of Applicants Passed	% of Applicants Passed	Average Grade	School Applicants	School Norm	National Applicants	National Norm	§147.38a
SO09	ALABAMA & NW FLORIDA	EN4T160M	ALABAMA AVIATION CENTER A UNIT OF ENTERPRISE COMMU	AMG	13	10	77%	75	94	83	7162	80	
SO09	ALABAMA & NW FLORIDA	EN4T160M	ALABAMA AVIATION CENTER A UNIT OF ENTERPRISE COMMU	AMP	3	3	100%	82	61	98	6355	83	
SO09	ALABAMA & NW FLORIDA	QLAT006K	ALABAMA AVIATION CENTER MOBILE OF COASTAL ALABAMA COMMUNITY COLLEGE	AMA	8	7	88%	85	20	95	6127	87	
SO09	ALABAMA & NW FLORIDA	QLAT006K	ALABAMA AVIATION CENTER MOBILE OF COASTAL ALABAMA COMMUNITY COLLEGE	AMG	7	7	100%	81	41	88	7162	80	
SO09	ALABAMA & NW FLORIDA	QLAT006K	ALABAMA AVIATION CENTER MOBILE OF COASTAL ALABAMA COMMUNITY COLLEGE	AMP	5	5	100%	82	30	100	6355	83	
SO11	ATLANTA	1CVT581K	GEORGIA NORTHWESTERN TECHNICAL COLLEGE	AMA	1	1	100%	81	17	100	6127	87	
SO11	ATLANTA	1CVT581K	GEORGIA NORTHWESTERN TECHNICAL COLLEGE	AMG	1	1	100%	93	18	94	7162	80	
SO11	ATLANTA	1CVT581K	GEORGIA NORTHWESTERN TECHNICAL COLLEGE	AMP	14	12	86%	85	24	92	6355	83	
SO11	ATLANTA	40ST600K	SAVANNAH TECHNICAL COLLEGE	AMA					21	90	6127	87	
SO11	ATLANTA	40ST600K	SAVANNAH TECHNICAL COLLEGE	AMG					21	81	7162	80	
SO11	ATLANTA	40ST600K	SAVANNAH TECHNICAL COLLEGE	AMP	9	9	100%	85	22	100	6355	83	
SO11	ATLANTA	AU8T098K	AUGUSTA TECHNICAL COLLEGE	AMA	4	4	100%	88	6	83	6127	87	
SO11	ATLANTA	AU8T098K	AUGUSTA TECHNICAL COLLEGE	AMG	4	4	100%	85	6	100	7162	80	
SO11	ATLANTA	AU8T098K	AUGUSTA TECHNICAL COLLEGE	AMP	4	4	100%	87	6	100	6355	83	
SO11	ATLANTA	CU9T073R	SOUTH GEORGIA TECHNICAL COLLEGE	AMA					7	100	6127	87	
SO11	ATLANTA	CU9T073R	SOUTH GEORGIA TECHNICAL COLLEGE	AMG					9	89	7162	80	
SO11	ATLANTA	CU9T073R	SOUTH GEORGIA TECHNICAL COLLEGE	AMP	6	6	100%	83	17	100	6355	83	
SO11	ATLANTA	GV0T010K	CENTRAL GEORGIA TECHNICAL COLLEGE	AMA	1	1	100%	90	6	100	6127	87	
SO11	ATLANTA	GV0T010K	CENTRAL GEORGIA TECHNICAL COLLEGE	AMG					10	100	7162	80	
SO11	ATLANTA	GV0T010K	CENTRAL GEORGIA TECHNICAL COLLEGE	AMP					11	82	6355	83	
SO11	ATLANTA	HG6T054K	MIDDLE GEORGIA STATE UNIVERSITY	AMA	5	5	100%	77	44	93	6127	87	
SO11	ATLANTA	HG6T054K	MIDDLE GEORGIA STATE UNIVERSITY	AMG	3	1	33%	64	40	85	7162	80	



**SCHOOL NORMS VS NATIONAL PASSING NORMS**  
**1ST TEST ATTEMPT WITHIN 60 DAYS OF GRADUATION**

**AMA - AMG - AMP**

**8080-08**  
**3 QTR 2020**

FSDO ID	FSDO NAME	SCHOOL CERTIFICATE #	SCHOOL NAME	TEST CODE	CURRENT QUARTER Jul 1, 2020 to Sep 30, 2020				TWO YEAR ACCUMULATIVE Oct 1, 2018 to Sep 30, 2020				
					# of Applicants	# of Applicants Passed	% of Applicants Passed	Average Grade	School Applicants	School Norm	National Applicants	National Norm	§147.38a
SO11	ATLANTA	HG6T054K	MIDDLE GEORGIA STATE UNIVERSITY	AMP	4	3	75%	76	46	91	6355	83	
SO11	ATLANTA	VI8T077K	TECHNICAL EDUCATION SERVICES INC	AMA	15	15	100%	82	323	81	6127	87	
SO11	ATLANTA	VI8T077K	TECHNICAL EDUCATION SERVICES INC	AMG	32	24	75%	76	452	78	7162	80	
SO11	ATLANTA	VI8T077K	TECHNICAL EDUCATION SERVICES INC	AMP	12	12	100%	84	254	85	6355	83	
SO13	COLUMBIA	3PIT597K	PITTSBURGH INSTITUTE OF AERONAUTICS	AMA	10	9	90%	78	87	85	6127	87	
SO13	COLUMBIA	3PIT597K	PITTSBURGH INSTITUTE OF AERONAUTICS	AMG	28	24	86%	77	96	88	7162	80	
SO13	COLUMBIA	3PIT597K	PITTSBURGH INSTITUTE OF AERONAUTICS	AMP	31	21	68%	75	102	77	6355	83	
SO13	COLUMBIA	EC9T107R	TRIDENT TECHNICAL COLLEGE	AMA					8	75	6127	87	
SO13	COLUMBIA	EC9T107R	TRIDENT TECHNICAL COLLEGE	AMG					8	88	7162	80	
SO13	COLUMBIA	EC9T107R	TRIDENT TECHNICAL COLLEGE	AMP	1	1	100%	82	8	75	6355	83	
SO13	COLUMBIA	EI9T113R	GREENVILLE TECHNICAL COLLEGE	AMA					11	100	6127	87	
SO13	COLUMBIA	EI9T113R	GREENVILLE TECHNICAL COLLEGE	AMG					17	94	7162	80	
SO13	COLUMBIA	EI9T113R	GREENVILLE TECHNICAL COLLEGE	AMP	2	2	100%	85	17	100	6355	83	
SO15	ORLANDO	2RIT619K	ARI BEN AVIATOR INC	AMA					3	100	6127	87	
SO15	ORLANDO	2RIT619K	ARI BEN AVIATOR INC	AMG	1	1	100%	78	5	100	7162	80	
SO15	ORLANDO	2RIT619K	ARI BEN AVIATOR INC	AMP					2	100	6355	83	
SO15	ORLANDO	6CKT604K	CENTRAL FLORIDA AEROSPACE ACADEMY	AMA	6	6	100%	80	14	100	6127	87	
SO15	ORLANDO	6CKT604K	CENTRAL FLORIDA AEROSPACE ACADEMY	AMG					4	75	7162	80	
SO15	ORLANDO	6CKT604K	CENTRAL FLORIDA AEROSPACE ACADEMY	AMP					12	92	6355	83	
SO15	ORLANDO	6EFT614K	EASTERN FLORIDA STATE COLLEGE	AMA					31	100	6127	87	
SO15	ORLANDO	6EFT614K	EASTERN FLORIDA STATE COLLEGE	AMG					34	82	7162	80	
SO15	ORLANDO	6EFT614K	EASTERN FLORIDA STATE COLLEGE	AMP					22	100	6355	83	
SO15	ORLANDO	FHXT099K	FLORIDA STATE COLLEGE AT JACKSONVILLE AVIATION CEN	AMA					27	85	6127	87	
SO15	ORLANDO	FHXT099K	FLORIDA STATE COLLEGE AT JACKSONVILLE AVIATION CEN	AMG	1	1	100%	82	32	81	7162	80	

**SCHOOL NORMS VS NATIONAL PASSING NORMS**  
**1ST TEST ATTEMPT WITHIN 60 DAYS OF GRADUATION**

**AMA - AMG - AMP**

**8080-08**  
**3 QTR 2020**

FSDO ID	FSDO NAME	SCHOOL CERTIFICATE #	SCHOOL NAME	TEST CODE	CURRENT QUARTER Jul 1, 2020 to Sep 30, 2020				TWO YEAR ACCUMULATIVE Oct 1, 2018 to Sep 30, 2020				
					# of Applicants	# of Applicants Passed	% of Applicants Passed	Average Grade	School Applicants	School Norm	National Applicants	National Norm	§147.38a
SO15	ORLANDO	FHXT099K	FLORIDA STATE COLLEGE AT JACKSONVILLE AVIATION CEN	AMP	3	3	100%	79	33	76	6355	83	
SO15	ORLANDO	NX4T404M	EMBRY RIDDLE AERONAUTICAL UNIVERSITY	AMA	9	9	100%	80	55	98	6127	87	
SO15	ORLANDO	NX4T404M	EMBRY RIDDLE AERONAUTICAL UNIVERSITY	AMG	10	9	90%	79	36	97	7162	80	
SO15	ORLANDO	NX4T404M	EMBRY RIDDLE AERONAUTICAL UNIVERSITY	AMP	20	19	95%	82	75	97	6355	83	
SO15	ORLANDO	Q5VT572K	AVIATION INSTITUTE OF MAINTENANCE	AMA	21	6	29%	59	191	63	6127	87	*
SO15	ORLANDO	Q5VT572K	AVIATION INSTITUTE OF MAINTENANCE	AMG	29	12	41%	67	181	59	7162	80	*
SO15	ORLANDO	Q5VT572K	AVIATION INSTITUTE OF MAINTENANCE	AMP	24	4	17%	58	167	56	6355	83	*
SO19	SOUTH FLORIDA	9BBT598K	BOYNTON BEACH COMMUNITY HIGH SCHOOL	AMA					3	33	6127	87	*
SO19	SOUTH FLORIDA	9BBT598K	BOYNTON BEACH COMMUNITY HIGH SCHOOL	AMG					4	50	7162	80	*
SO19	SOUTH FLORIDA	CT9T072R	GEORGE T BAKER AVIATION TECHNICAL COLLEGE	AMA	9	9	100%	84	118	94	6127	87	
SO19	SOUTH FLORIDA	CT9T072R	GEORGE T BAKER AVIATION TECHNICAL COLLEGE	AMG	11	11	100%	81	215	78	7162	80	
SO19	SOUTH FLORIDA	CT9T072R	GEORGE T BAKER AVIATION TECHNICAL COLLEGE	AMP	7	6	86%	77	104	94	6355	83	
SO19	SOUTH FLORIDA	IP8T224Q	BROWARD COLLEGE	AMA	1	1	100%	87	50	96	6127	87	
SO19	SOUTH FLORIDA	IP8T224Q	BROWARD COLLEGE	AMG	1	1	100%	77	46	87	7162	80	
SO19	SOUTH FLORIDA	IP8T224Q	BROWARD COLLEGE	AMP	4	4	100%	75	66	89	6355	83	
SO19	SOUTH FLORIDA	WT5T076K	LORENZO WALKER TECHNICAL COLLEGE	AMG					2	50	7162	80	*
SO35	TAMPA	BU9T047R	LIVELY TECHNICAL CENTER	AMA					13	100	6127	87	
SO35	TAMPA	BU9T047R	LIVELY TECHNICAL CENTER	AMG					10	100	7162	80	
SO35	TAMPA	BU9T047R	LIVELY TECHNICAL CENTER	AMP					15	93	6355	83	
SO35	TAMPA	DV9T100R	NATIONAL AVIATION ACADEMY OF MISSISSIPPI INC	AMA	50	45	90%	78	382	87	6127	87	
SO35	TAMPA	DV9T100R	NATIONAL AVIATION ACADEMY OF MISSISSIPPI INC	AMG	65	42	65%	73	483	80	7162	80	
SO35	TAMPA	DV9T100R	NATIONAL AVIATION ACADEMY OF MISSISSIPPI INC	AMP	79	63	80%	76	439	79	6355	83	
SO63	SAN JUAN	DN9T092R	PUERTO RICO AVIATION MAINTENANCE INSTITUTE	AMA					10	100	6127	87	
SO63	SAN JUAN	DN9T092R	PUERTO RICO AVIATION MAINTENANCE INSTITUTE	AMG					2	50	7162	80	*

**SCHOOL NORMS VS NATIONAL PASSING NORMS**  
**1ST TEST ATTEMPT WITHIN 60 DAYS OF GRADUATION**

**AMA - AMG - AMP**

**8080-08**  
**3 QTR 2020**

FSDO ID	FSDO NAME	SCHOOL CERTIFICATE #	SCHOOL NAME	TEST CODE	CURRENT QUARTER Jul 1, 2020 to Sep 30, 2020				TWO YEAR ACCUMULATIVE Oct 1, 2018 to Sep 30, 2020				
					# of Applicants	# of Applicants Passed	% of Applicants Passed	Average Grade	School Applicants	School Norm	National Applicants	National Norm	§147.38a
SO63	SAN JUAN	DN9T092R	PUERTO RICO AVIATION MAINTENANCE INSTITUTE	AMP					3	100	6355	83	
SW01	ALBUQUERQUE	Q8UT573K	CENTRAL NEW MEXICO COMMUNITY COLLEGE	AMA					4	75	6127	87	
SW01	ALBUQUERQUE	Q8UT573K	CENTRAL NEW MEXICO COMMUNITY COLLEGE	AMG					12	92	7162	80	
SW01	ALBUQUERQUE	Q8UT573K	CENTRAL NEW MEXICO COMMUNITY COLLEGE	AMP					16	100	6355	83	
SW03	BATON ROUGE	2BTT611K	BATON ROUGE COMMUNITY COLLEGE	AMA	2	2	100%	89	5	100	6127	87	
SW03	BATON ROUGE	2BTT611K	BATON ROUGE COMMUNITY COLLEGE	AMG					7	100	7162	80	
SW03	BATON ROUGE	2BTT611K	BATON ROUGE COMMUNITY COLLEGE	AMP					5	100	6355	83	
SW03	BATON ROUGE	BB9T028R	SOWELA TECHNICAL COMMUNITY COLLEGE	AMA					2	50	6127	87	*
SW03	BATON ROUGE	BB9T028R	SOWELA TECHNICAL COMMUNITY COLLEGE	AMG	1	1	100%	87	2	100	7162	80	
SW03	BATON ROUGE	BB9T028R	SOWELA TECHNICAL COMMUNITY COLLEGE	AMP					3	67	6355	83	
SW03	BATON ROUGE	LVFT015K	SOUTH LOUISIANA COMMUNITY COLLEGE	AMA					6	100	6127	87	
SW03	BATON ROUGE	LVFT015K	SOUTH LOUISIANA COMMUNITY COLLEGE	AMG	2	1	50%	68	11	91	7162	80	
SW03	BATON ROUGE	LVFT015K	SOUTH LOUISIANA COMMUNITY COLLEGE	AMP					7	86	6355	83	
SW03	BATON ROUGE	XSUT020K	SOUTHERN UNIVERSITY	AMA	2	1	50%	79	2	50	6127	87	*
SW03	BATON ROUGE	XSUT020K	SOUTHERN UNIVERSITY	AMG	1	1	100%	95	1	100	7162	80	
SW03	BATON ROUGE	XSUT020K	SOUTHERN UNIVERSITY	AMP	1	1	100%	94	1	100	6355	83	
SW09	HOUSTON	9MUT613K	MICHICAGN INSTITUTE OF AERONAUTICS INC	AMA	5	4	80%	81	37	92	6127	87	
SW09	HOUSTON	9MUT613K	MICHICAGN INSTITUTE OF AERONAUTICS INC	AMG	3	3	100%	81	59	81	7162	80	
SW09	HOUSTON	9MUT613K	MICHICAGN INSTITUTE OF AERONAUTICS INC	AMP	1	1	100%	76	41	100	6355	83	
SW09	HOUSTON	X88T585K	AVIATION INSTITUTE OF MAINTENANCE	AMA	11	9	82%	74	109	76	6127	87	
SW09	HOUSTON	X88T585K	AVIATION INSTITUTE OF MAINTENANCE	AMG	10	8	80%	73	189	66	7162	80	
SW09	HOUSTON	X88T585K	AVIATION INSTITUTE OF MAINTENANCE	AMP	23	14	61%	70	175	61	6355	83	*
SW11	LITTLE ROCK	2MCT601K	MID-SOUTH COMMUNITY COLLEGE	AMA					7	100	6127	87	
SW11	LITTLE ROCK	2MCT601K	MID-SOUTH COMMUNITY COLLEGE	AMP	3	3	100%	79	3	100	6355	83	
SW11	LITTLE ROCK	AW9T023R	PULASKI TECHNICAL COLLEGE	AMA					8	100	6127	87	

**SCHOOL NORMS VS NATIONAL PASSING NORMS**  
**1ST TEST ATTEMPT WITHIN 60 DAYS OF GRADUATION**

**AMA - AMG - AMP**

**8080-08**  
**3 QTR 2020**

FSDO ID	FSDO NAME	SCHOOL CERTIFICATE #	SCHOOL NAME	TEST CODE	CURRENT QUARTER Jul 1, 2020 to Sep 30, 2020				TWO YEAR ACCUMULATIVE Oct 1, 2018 to Sep 30, 2020				
					# of Applicants	# of Applicants Passed	% of Applicants Passed	Average Grade	School Applicants	School Norm	National Applicants	National Norm	§147.38a
SW11	LITTLE ROCK	AW9T023R	PULASKI TECHNICAL COLLEGE	AMG	1	1	100%	83	17	94	7162	80	
SW11	LITTLE ROCK	AW9T023R	PULASKI TECHNICAL COLLEGE	AMP	1	1	100%	80	13	85	6355	83	
SW11	LITTLE ROCK	BD9T030R	SOUTHERN ARKANSAS UNIVERSITY	AMA	1	0	0%	56	3	33	6127	87	*
SW11	LITTLE ROCK	BD9T030R	SOUTHERN ARKANSAS UNIVERSITY	AMG	1	1	100%	83	2	100	7162	80	
SW11	LITTLE ROCK	XSOT102K	SOUTHERN ARKANSAS UNIVERSITY TECH- TEXARKANA CAMPUS	AMG					1	100	7162	80	
SW13	LUBBOCK	AM0T064K	AMARILLO COLLEGE	AMA	1	1	100%	87	7	71	6127	87	
SW13	LUBBOCK	AM0T064K	AMARILLO COLLEGE	AMG					14	93	7162	80	
SW13	LUBBOCK	AM0T064K	AMARILLO COLLEGE	AMP	1	0	0%	65	10	70	6355	83	
SW13	LUBBOCK	BC9T029R	EASTERN NEW MEXICO UNIVERSITY	AMA					10	90	6127	87	
SW13	LUBBOCK	BC9T029R	EASTERN NEW MEXICO UNIVERSITY	AMG					11	82	7162	80	
SW13	LUBBOCK	BC9T029R	EASTERN NEW MEXICO UNIVERSITY	AMP					5	100	6355	83	
SW13	LUBBOCK	VMCT038K	MIDLAND COLLEGE AMT	AMA	2	2	100%	92	8	100	6127	87	
SW13	LUBBOCK	VMCT038K	MIDLAND COLLEGE AMT	AMG					8	100	7162	80	
SW13	LUBBOCK	VMCT038K	MIDLAND COLLEGE AMT	AMP					5	100	6355	83	
SW13	LUBBOCK	XMOT044K	TEXAS STATE TECHNICAL COLLEGE	AMA					5	60	6127	87	*
SW13	LUBBOCK	XMOT044K	TEXAS STATE TECHNICAL COLLEGE	AMG	3	3	100%	82	11	82	7162	80	
SW13	LUBBOCK	XMOT044K	TEXAS STATE TECHNICAL COLLEGE	AMP					2	100	6355	83	
SW13	LUBBOCK	XW5T078K	SOUTHWEST TECHNOLOGY CENTER	AMA	12	6	50%	71	17	65	6127	87	*
SW13	LUBBOCK	XW5T078K	SOUTHWEST TECHNOLOGY CENTER	AMG	5	2	40%	70	14	43	7162	80	*
SW13	LUBBOCK	XW5T078K	SOUTHWEST TECHNOLOGY CENTER	AMP					27	81	6355	83	
SW15	OKLAHOMA CITY	BE9T031R	METRO-TECH AVIATION CAREER CENTER	AMA					33	97	6127	87	
SW15	OKLAHOMA CITY	BE9T031R	METRO-TECH AVIATION CAREER CENTER	AMG					48	94	7162	80	
SW15	OKLAHOMA CITY	BE9T031R	METRO-TECH AVIATION CAREER CENTER	AMP					35	94	6355	83	
SW15	OKLAHOMA CITY	BF9T032R	TULSA TECHNOLOGY CENTER SCHOOL DISTRICT NUMBER 18	AMA	2	1	50%	77	38	95	6127	87	

**SCHOOL NORMS VS NATIONAL PASSING NORMS**  
**1ST TEST ATTEMPT WITHIN 60 DAYS OF GRADUATION**

**AMA - AMG - AMP**

**8080-08**  
**3 QTR 2020**

FSDO ID	FSDO NAME	SCHOOL CERTIFICATE #	SCHOOL NAME	TEST CODE	CURRENT QUARTER Jul 1, 2020 to Sep 30, 2020				TWO YEAR ACCUMULATIVE Oct 1, 2018 to Sep 30, 2020				
					# of Applicants	# of Applicants Passed	% of Applicants Passed	Average Grade	School Applicants	School Norm	National Applicants	National Norm	§147.38a
SW15	OKLAHOMA CITY	BF9T032R	TULSA TECHNOLOGY CENTER SCHOOL DISTRICT NUMBER 18	AMG	1	1	100%	92	41	93	7162	80	
SW15	OKLAHOMA CITY	BF9T032R	TULSA TECHNOLOGY CENTER SCHOOL DISTRICT NUMBER 18	AMP	8	6	75%	78	44	95	6355	83	
SW15	OKLAHOMA CITY	BG9T033R	GORDON COOPER TECHNOLOGY CENTER	AMA	9	9	100%	82	34	97	6127	87	
SW15	OKLAHOMA CITY	BG9T033R	GORDON COOPER TECHNOLOGY CENTER	AMG	5	5	100%	87	16	100	7162	80	
SW15	OKLAHOMA CITY	BG9T033R	GORDON COOPER TECHNOLOGY CENTER	AMP	7	7	100%	86	28	100	6355	83	
SW15	OKLAHOMA CITY	CB9T054R	SPARTAN EDUCATION LLC	AMA					53	92	6127	87	
SW15	OKLAHOMA CITY	CB9T054R	SPARTAN EDUCATION LLC	AMG	2	2	100%	79	30	77	7162	80	
SW15	OKLAHOMA CITY	CB9T054R	SPARTAN EDUCATION LLC	AMP					58	84	6355	83	
SW15	OKLAHOMA CITY	VVLT036R	CANADIAN VALLEY TECHNOLOGY CENTER	AMA					9	89	6127	87	
SW15	OKLAHOMA CITY	VVLT036R	CANADIAN VALLEY TECHNOLOGY CENTER	AMG					14	100	7162	80	
SW15	OKLAHOMA CITY	VVLT036R	CANADIAN VALLEY TECHNOLOGY CENTER	AMP					5	100	6355	83	
SW17	SAN ANTONIO	BJ2T718K	HALLMARK UNIVERSITY, INC.	AMA	20	17	85%	80	119	87	6127	87	
SW17	SAN ANTONIO	BJ2T718K	HALLMARK UNIVERSITY, INC.	AMG	23	19	83%	76	119	89	7162	80	
SW17	SAN ANTONIO	BJ2T718K	HALLMARK UNIVERSITY, INC.	AMP	7	5	71%	73	83	88	6355	83	
SW17	SAN ANTONIO	D18T094K	DEL MAR COLLEGE	AMG					3	67	7162	80	
SW17	SAN ANTONIO	D18T094K	DEL MAR COLLEGE	AMP					1	100	6355	83	
SW17	SAN ANTONIO	PHJT009K	ST PHILIPS COLLEGE	AMA					4	100	6127	87	
SW17	SAN ANTONIO	PHJT009K	ST PHILIPS COLLEGE	AMG					22	91	7162	80	
SW17	SAN ANTONIO	PHJT009K	ST PHILIPS COLLEGE	AMP					14	100	6355	83	
SW17	SAN ANTONIO	ZUTT051K	TEXAS STATE TECHNICAL COLLEGE	AMA					10	90	6127	87	
SW17	SAN ANTONIO	ZUTT051K	TEXAS STATE TECHNICAL COLLEGE	AMG					10	60	7162	80	
SW17	SAN ANTONIO	ZUTT051K	TEXAS STATE TECHNICAL COLLEGE	AMP					11	82	6355	83	
SW19	NORTH TEXAS	AZ9T026R	TARRANT COUNTY COLLEGE	AMA	6	6	100%	81	65	92	6127	87	
SW19	NORTH TEXAS	AZ9T026R	TARRANT COUNTY COLLEGE	AMG	6	6	100%	78	74	85	7162	80	

**SCHOOL NORMS VS NATIONAL PASSING NORMS**  
**1ST TEST ATTEMPT WITHIN 60 DAYS OF GRADUATION**

**AMA - AMG - AMP**

**8080-08**  
**3 QTR 2020**

FSDO ID	FSDO NAME	SCHOOL CERTIFICATE #	SCHOOL NAME	TEST CODE	CURRENT QUARTER Jul 1, 2020 to Sep 30, 2020				TWO YEAR ACCUMULATIVE Oct 1, 2018 to Sep 30, 2020				
					# of Applicants	# of Applicants Passed	% of Applicants Passed	Average Grade	School Applicants	School Norm	National Applicants	National Norm	\$147.38a
SW19	NORTH TEXAS	AZ9T026R	TARRANT COUNTY COLLEGE	AMP	32	28	88%	81	104	91	6355	83	
SW19	NORTH TEXAS	FT8T150Q	TEXAS STATE TECHNICAL COLLEGE	AMA	3	2	67%	78	23	87	6127	87	
SW19	NORTH TEXAS	FT8T150Q	TEXAS STATE TECHNICAL COLLEGE	AMG	4	4	100%	80	25	88	7162	80	
SW19	NORTH TEXAS	FT8T150Q	TEXAS STATE TECHNICAL COLLEGE	AMP	3	3	100%	81	26	92	6355	83	
SW19	NORTH TEXAS	GM8T169Q	LETOURNEAU UNIVERSITY	AMA	6	5	83%	81	34	94	6127	87	
SW19	NORTH TEXAS	GM8T169Q	LETOURNEAU UNIVERSITY	AMG	6	6	100%	82	34	94	7162	80	
SW19	NORTH TEXAS	GM8T169Q	LETOURNEAU UNIVERSITY	AMP	6	6	100%	83	32	91	6355	83	
SW19	NORTH TEXAS	U5DT571K	AVIATION INSTITUTE OF MAINTENANCE	AMA	30	16	53%	65	191	65	6127	87	*
SW19	NORTH TEXAS	U5DT571K	AVIATION INSTITUTE OF MAINTENANCE	AMG	32	13	41%	62	303	66	7162	80	*
SW19	NORTH TEXAS	U5DT571K	AVIATION INSTITUTE OF MAINTENANCE	AMP	25	11	44%	61	183	57	6355	83	*
SW31	JACKSON	DU9T099R	HINDS COMMUNITY COLLEGE DISTRICT	AMA					11	91	6127	87	
SW31	JACKSON	DU9T099R	HINDS COMMUNITY COLLEGE DISTRICT	AMG					21	90	7162	80	
SW31	JACKSON	DU9T099R	HINDS COMMUNITY COLLEGE DISTRICT	AMP					19	95	6355	83	
SW31	JACKSON	EH9T112R	NORTHWEST MISSISSIPPI COMMUNITY COLLEGE	AMA	1	1	100%	96	14	86	6127	87	
SW31	JACKSON	EH9T112R	NORTHWEST MISSISSIPPI COMMUNITY COLLEGE	AMG					9	100	7162	80	
SW31	JACKSON	EH9T112R	NORTHWEST MISSISSIPPI COMMUNITY COLLEGE	AMP					18	89	6355	83	
WP01	VAN NUYS	CZ9T078R	NORTH VALLEY OCCUPATIONAL CENTER	AMA					19	95	6127	87	
WP01	VAN NUYS	CZ9T078R	NORTH VALLEY OCCUPATIONAL CENTER	AMG	1	1	100%	70	22	86	7162	80	
WP01	VAN NUYS	CZ9T078R	NORTH VALLEY OCCUPATIONAL CENTER	AMP					21	95	6355	83	
WP01	VAN NUYS	VLTT024K	ANTELOPE VALLEY COMMUNITY COLLEGE	AMA					3	67	6127	87	*
WP01	VAN NUYS	VLTT024K	ANTELOPE VALLEY COMMUNITY COLLEGE	AMG	5	5	100%	81	10	100	7162	80	
WP01	VAN NUYS	VLTT024K	ANTELOPE VALLEY COMMUNITY COLLEGE	AMP					9	100	6355	83	
WP05	LONG BEACH	DP9T094R	ORANGE COAST COLLEGE	AMA					12	92	6127	87	
WP05	LONG BEACH	DP9T094R	ORANGE COAST COLLEGE	AMG	1	0	0%	67	15	87	7162	80	
WP05	LONG BEACH	DP9T094R	ORANGE COAST COLLEGE	AMP	6	4	67%	80	21	90	6355	83	

**SCHOOL NORMS VS NATIONAL PASSING NORMS**  
**1ST TEST ATTEMPT WITHIN 60 DAYS OF GRADUATION**

**AMA - AMG - AMP**

**8080-08**  
**3 QTR 2020**

FSDO ID	FSDO NAME	SCHOOL CERTIFICATE #	SCHOOL NAME	TEST CODE	CURRENT QUARTER Jul 1, 2020 to Sep 30, 2020				TWO YEAR ACCUMULATIVE Oct 1, 2018 to Sep 30, 2020				
					# of Applicants	# of Applicants Passed	% of Applicants Passed	Average Grade	School Applicants	School Norm	National Applicants	National Norm	§147.38a
WP07	SCOTTSDALE	7WET596K	WESTERN MARICOPA EDUCATION CENTER	AMA	5	5	100%	84	14	100	6127	87	
WP07	SCOTTSDALE	7WET596K	WESTERN MARICOPA EDUCATION CENTER	AMG	9	9	100%	83	33	85	7162	80	
WP07	SCOTTSDALE	7WET596K	WESTERN MARICOPA EDUCATION CENTER	AMP	6	6	100%	88	14	100	6355	83	
WP07	SCOTTSDALE	GBIT003K	CHANDLER-GILBERT COMMUNITY COLLEGE	AMA	2	1	50%	72	64	91	6127	87	
WP07	SCOTTSDALE	GBIT003K	CHANDLER-GILBERT COMMUNITY COLLEGE	AMG	5	4	80%	74	65	85	7162	80	
WP07	SCOTTSDALE	GBIT003K	CHANDLER-GILBERT COMMUNITY COLLEGE	AMP	7	6	86%	83	47	81	6355	83	
WP07	SCOTTSDALE	IZPT564X	PIMA COUNTY COMMUNITY COLLEGE	AMA					16	94	6127	87	
WP07	SCOTTSDALE	IZPT564X	PIMA COUNTY COMMUNITY COLLEGE	AMG	2	2	100%	86	19	95	7162	80	
WP07	SCOTTSDALE	IZPT564X	PIMA COUNTY COMMUNITY COLLEGE	AMP	1	0	0%	63	29	93	6355	83	
WP09	SAN DIEGO	CM9T065R	SAN DIEGO COMMUNITY COLLEGE DISTRIC	AMA					9	100	6127	87	
WP09	SAN DIEGO	CM9T065R	SAN DIEGO COMMUNITY COLLEGE DISTRIC	AMG					12	83	7162	80	
WP09	SAN DIEGO	CM9T065R	SAN DIEGO COMMUNITY COLLEGE DISTRIC	AMP					11	100	6355	83	
WP13	HONOLULU	DI9T087R	HONOLULU COMMUNITY COLLEGE - DEPT OF AERONAUTICS	AMA					23	100	6127	87	
WP13	HONOLULU	DI9T087R	HONOLULU COMMUNITY COLLEGE - DEPT OF AERONAUTICS	AMG	1	1	100%	82	19	100	7162	80	
WP13	HONOLULU	DI9T087R	HONOLULU COMMUNITY COLLEGE - DEPT OF AERONAUTICS	AMP	9	9	100%	86	27	100	6355	83	
WP15	SAN JOSE	DJ9T088R	GAVILAN COLLEGE	AMA	5	5	100%	83	19	89	6127	87	
WP15	SAN JOSE	DJ9T088R	GAVILAN COLLEGE	AMG	8	6	75%	79	22	91	7162	80	
WP15	SAN JOSE	DJ9T088R	GAVILAN COLLEGE	AMP	2	2	100%	82	11	82	6355	83	
WP17	FRESNO	CU3T436L	REEDLEY COLLEGE	AMA	4	4	100%	81	18	94	6127	87	
WP17	FRESNO	CU3T436L	REEDLEY COLLEGE	AMG	1	1	100%	90	15	100	7162	80	
WP17	FRESNO	CU3T436L	REEDLEY COLLEGE	AMP	1	1	100%	94	15	87	6355	83	
WP17	FRESNO	YSJT030K	SAN JOAQUIN VALLEY COLLEGE INC	AMA					31	97	6127	87	
WP17	FRESNO	YSJT030K	SAN JOAQUIN VALLEY COLLEGE INC	AMG					30	87	7162	80	

**SCHOOL NORMS VS NATIONAL PASSING NORMS**  
**1ST TEST ATTEMPT WITHIN 60 DAYS OF GRADUATION**

**AMA - AMG - AMP**

**8080-08**  
**3 QTR 2020**

FSDO ID	FSDO NAME	SCHOOL CERTIFICATE #	SCHOOL NAME	TEST CODE	CURRENT QUARTER Jul 1, 2020 to Sep 30, 2020				TWO YEAR ACCUMULATIVE Oct 1, 2018 to Sep 30, 2020				
					# of Applicants	# of Applicants Passed	% of Applicants Passed	Average Grade	School Applicants	School Norm	National Applicants	National Norm	§147.38a
WP17	FRESNO	YSJT030K	SAN JOAQUIN VALLEY COLLEGE INC	AMP					43	93	6355	83	
WP19	LAS VEGAS	9VMT610K	AVIATION INSTITUTE OF MAINTENANCE	AMA	33	20	61%	71	248	67	6127	87	*
WP19	LAS VEGAS	9VMT610K	AVIATION INSTITUTE OF MAINTENANCE	AMG	28	18	64%	71	351	66	7162	80	*
WP19	LAS VEGAS	9VMT610K	AVIATION INSTITUTE OF MAINTENANCE	AMP	25	15	60%	70	235	64	6355	83	*
WP21	RIVERSIDE	2S1T589K	VICTOR VALLEY COLLEGE SCLA SCHOOL OF AVIATION TECH	AMA					16	100	6127	87	
WP21	RIVERSIDE	2S1T589K	VICTOR VALLEY COLLEGE SCLA SCHOOL OF AVIATION TECH	AMP	1	1	100%	85	9	89	6355	83	
WP21	RIVERSIDE	7BIT627K	BOUNTY ISLAND CORPORATION	AMA	1	1	100%	85	45	91	6127	87	
WP21	RIVERSIDE	7BIT627K	BOUNTY ISLAND CORPORATION	AMG					40	83	7162	80	
WP21	RIVERSIDE	7BIT627K	BOUNTY ISLAND CORPORATION	AMP	2	2	100%	73	26	92	6355	83	
WP21	RIVERSIDE	CK9T063R	CHAFFEY COMMUNITY COLLEGE	AMA					42	100	6127	87	
WP21	RIVERSIDE	CK9T063R	CHAFFEY COMMUNITY COLLEGE	AMG					47	83	7162	80	
WP21	RIVERSIDE	CK9T063R	CHAFFEY COMMUNITY COLLEGE	AMP					49	94	6355	83	
WP21	RIVERSIDE	HO8T197Q	SAN BERNARDINO VALLEY COLLEGE	AMA					7	100	6127	87	
WP21	RIVERSIDE	HO8T197Q	SAN BERNARDINO VALLEY COLLEGE	AMG					11	82	7162	80	
WP21	RIVERSIDE	HO8T197Q	SAN BERNARDINO VALLEY COLLEGE	AMP					13	92	6355	83	
WP23	LOS ANGELES	CQ9T069R	MT SAN ANTONIO COLLEGE	AMA					10	100	6127	87	
WP23	LOS ANGELES	CQ9T069R	MT SAN ANTONIO COLLEGE	AMG					6	67	7162	80	
WP23	LOS ANGELES	CQ9T069R	MT SAN ANTONIO COLLEGE	AMP					10	70	6355	83	
WP23	LOS ANGELES	GH3T527L	WEST LOS ANGELES COLLEGE	AMA					25	92	6127	87	
WP23	LOS ANGELES	GH3T527L	WEST LOS ANGELES COLLEGE	AMG	1	1	100%	72	33	97	7162	80	
WP23	LOS ANGELES	GH3T527L	WEST LOS ANGELES COLLEGE	AMP					23	91	6355	83	
WP23	LOS ANGELES	NR0T084K	SPARTAN COLLEGE OF AERONAUTICS & TECHNOLOGY	AMA					63	86	6127	87	
WP23	LOS ANGELES	NR0T084K	SPARTAN COLLEGE OF AERONAUTICS & TECHNOLOGY	AMG					87	85	7162	80	



**SCHOOL NORMS VS NATIONAL PASSING NORMS**  
**1ST TEST ATTEMPT WITHIN 60 DAYS OF GRADUATION**

**AMA - AMG - AMP**

**8080-08**  
**3 QTR 2020**

FSDO ID	FSDO NAME	SCHOOL CERTIFICATE #	SCHOOL NAME	TEST CODE	CURRENT QUARTER Jul 1, 2020 to Sep 30, 2020				TWO YEAR ACCUMULATIVE Oct 1, 2018 to Sep 30, 2020				
					# of Applicants	# of Applicants Passed	% of Applicants Passed	Average Grade	School Applicants	School Norm	National Applicants	National Norm	§147.38a
WP23	LOS ANGELES	NR0T084K	SPARTAN COLLEGE OF AERONAUTICS & TECHNOLOGY	AMP	1	0	0%	62	75	87	6355	83	
WP25	SACRAMENTO	BI9T035R	SACRAMENTO CITY COLLEGE	AMA					26	100	6127	87	
WP25	SACRAMENTO	BI9T035R	SACRAMENTO CITY COLLEGE	AMG					23	100	7162	80	
WP25	SACRAMENTO	BI9T035R	SACRAMENTO CITY COLLEGE	AMP					21	100	6355	83	
WP25	SACRAMENTO	DB9T080R	SOLANO COMM COLLEGE SCHOOL OF AERO	AMA	1	1	100%	80	16	88	6127	87	
WP25	SACRAMENTO	DB9T080R	SOLANO COMM COLLEGE SCHOOL OF AERO	AMG	1	1	100%	83	3	67	7162	80	
WP25	SACRAMENTO	DB9T080R	SOLANO COMM COLLEGE SCHOOL OF AERO	AMP					8	88	6355	83	
WP27	OAKLAND	2AQT602K	AVIATION INSTITUTE OF MAINTENANCE OAKLAND CAMPUS	AMA	10	8	80%	76	75	89	6127	87	
WP27	OAKLAND	2AQT602K	AVIATION INSTITUTE OF MAINTENANCE OAKLAND CAMPUS	AMG	8	6	75%	69	74	80	7162	80	
WP27	OAKLAND	2AQT602K	AVIATION INSTITUTE OF MAINTENANCE OAKLAND CAMPUS	AMP	8	5	63%	70	84	87	6355	83	
WP27	OAKLAND	CO9T067R	COLLEGE OF ALAMEDA	AMA	3	1	33%	67	25	80	6127	87	
WP27	OAKLAND	CO9T067R	COLLEGE OF ALAMEDA	AMG	4	1	25%	65	26	73	7162	80	
WP27	OAKLAND	CO9T067R	COLLEGE OF ALAMEDA	AMP	9	8	89%	83	37	92	6355	83	
WP27	OAKLAND	DC9T081R	CITY COLLEGE OF SAN FRANCISCO	AMA					6	83	6127	87	
WP27	OAKLAND	DC9T081R	CITY COLLEGE OF SAN FRANCISCO	AMG					6	67	7162	80	
WP27	OAKLAND	DC9T081R	CITY COLLEGE OF SAN FRANCISCO	AMP					9	89	6355	83	

**SCHOOL NORMS VS NATIONAL PASSING NORMS**  
**1ST TEST ATTEMPT WITHIN 60 DAYS OF GRADUATION**  
**PERCENTAGE OF QUESTIONS PASSED BY TOPIC**

**AMA**

**8080-08**  
**3 QTR 2020**

**OCT 1, 2019 TO SEP 30, 2020**

FSDO ID	FSDO NAME	SCHOOL CERTIFICATE #	SCHOOL NAME	OCT 1, 2019 TO SEP 30, 2020																
				Wood Structures	Aircraft Covering	Aircraft Finishes	Sheet Metal and Non-Metallic Structures	Welding	Assembly and Rigging	Airframe Inspection	Aircraft Landing Gear Systems	Hydraulic and Pneumatic Power Systems	Cabin Atmosphere Control Systems	Aircraft Instrument Systems	Communication and Navigation Systems	Aircraft Fuel Systems	Aircraft Electrical Systems	Position and Warning Systems	Ice and Rain Control Systems	Fire Protection Systems
			<b>NATIONAL</b>	85.0%	83.8%	79.6%	82.1%	83.8%	82.5%	76.9%	78.8%	76.2%	77.5%	79.9%	80.2%	78.0%	76.8%	78.9%	83.8%	84.7%
AL01	FAIRBANKS	DW9T101R	UNIVERSITY OF ALASKA FAIRBANKS	100.0%	50.0%	66.7%	80.8%	100.0%	76.9%	100.0%	56.3%	56.3%	69.2%	80.0%	70.0%	77.3%	77.4%	77.8%	83.3%	100.0%
AL03	ANCHORAGE	DQ9T095R	UNIVERSITY OF ALASKA ANCHORAGE	92.3%	100.0%	82.4%	88.9%	84.1%	93.1%	66.7%	85.0%	76.1%	83.8%	93.4%	81.9%	87.5%	84.4%	89.3%	94.4%	93.5%
CE01	DES MOINES	BJ9T036R	IOWA WESTERN COMMUNITY COLLEGE	100.0%	100.0%	74.1%	87.8%	87.0%	78.3%	68.4%	93.3%	72.1%	83.9%	88.0%	86.5%	73.1%	78.7%	81.0%	80.0%	100.0%
CE01	DES MOINES	BL9T038R	INDIAN HILLS COMMUNITY COLLEGE	100.0%	100.0%	100.0%	100.0%	100.0%	85.7%	100.0%	100.0%	80.0%	100.0%	100.0%	100.0%	90.9%	76.5%	100.0%	100.0%	100.0%
CE03	ST LOUIS	CY9T077R	STATE TECHNICAL COLLEGE OF MISSOURI	44.4%	66.7%	88.9%	90.7%	88.9%	90.5%	100.0%	84.7%	78.9%	81.0%	87.0%	77.8%	86.9%	85.6%	82.2%	81.5%	92.3%
CE03	ST LOUIS	DEMT159D	COMMUNITY COLLEGE DISTRICT NUMBER 522	83.3%	100.0%	90.4%	87.2%	84.8%	87.0%	79.4%	88.5%	83.0%	76.5%	90.0%	87.0%	90.8%	79.2%	90.9%	76.5%	86.7%
CE05	KANSAS CITY	U5ET092K	TECHNICAL EDUCATION SERVICES INC	78.9%	95.0%	80.5%	77.2%	86.3%	79.5%	80.9%	91.0%	77.2%	79.1%	75.0%	80.5%	74.8%	71.6%	79.7%	81.8%	88.5%
CE07	WICHITA	Q6ZT586K	WICHITA AREA TECHNICAL COLLEGE	90.0%	88.9%	70.0%	84.8%	80.6%	93.0%	100.0%	74.3%	80.5%	82.0%	84.4%	70.6%	78.1%	79.3%	86.0%	85.2%	91.7%
CE09	LINCOLN	BX9T050R	WESTERN NEBRASKA COMMUNITY COLLEGE	75.0%	100.0%	50.0%	93.8%	91.7%	96.4%	100.0%	93.9%	97.4%	96.4%	100.0%	90.0%	95.5%	86.8%	95.0%	75.0%	87.5%
CE17	LOUISVILLE	9JCT625K	JEFFERSON COMMUNITY TECHNICAL COLLEGE	87.5%	87.5%	100.0%	79.4%	87.5%	83.9%	75.0%	73.8%	81.0%	73.2%	87.5%	85.0%	77.3%	77.0%	75.0%	83.3%	87.5%
CE17	LOUISVILLE	EE9T109R	SOMERSET COMMUNITY COLLEGE	100.0%	100.0%	100.0%	83.3%	50.0%	71.4%	100.0%	76.5%	84.2%	71.4%	60.0%	100.0%	72.7%	61.8%	90.0%	100.0%	100.0%
CE19	NASHVILLE	MQJT005K	DEPT OF AEROSPACE MIDDLE TENNESSEE	100.0%	100.0%	79.5%	77.8%	90.0%	91.7%	63.0%	81.8%	90.0%	83.3%	93.3%	79.2%	80.7%	78.8%	83.3%	100.0%	78.6%
CE19	NASHVILLE	N4IT070K	NORTH CENTRAL INSTITUTE	85.7%	71.4%	75.0%	92.3%	87.8%	84.2%	72.7%	69.7%	70.9%	76.9%	80.0%	90.8%	79.4%	78.7%	76.0%	89.5%	83.3%
CE19	NASHVILLE	NVST018K	TENNESSEE COLLEGE OF APPLIED TECHNOLOGY, NASHVILLE	100.0%	75.0%	100.0%	84.6%	88.9%	92.3%	57.1%	81.3%	75.0%	92.3%	70.0%	80.0%	79.5%	75.8%	83.3%	66.7%	90.0%
CE19	NASHVILLE	O0ET097K	TENNESSEE COLLEGE OF APPLIED TECHNOLOGY MORRISTOWN	88.9%	75.0%	62.5%	87.2%	83.3%	94.6%	87.5%	83.6%	92.3%	85.7%	85.4%	87.5%	90.9%	90.4%	82.9%	83.3%	95.5%
CE21	MEMPHIS	EF9T110R	TENNESSEE COLLEGES OF APPLIED TECHNOLOGY-MEMPHIS	91.7%	88.5%	74.3%	82.1%	87.7%	87.5%	85.1%	80.3%	80.9%	75.3%	76.9%	75.3%	80.9%	71.4%	87.9%	87.1%	84.2%
EA01	ALBANY	VXYT570K	MOHAWK VALLEY COMMUNITY COLLEGE	100.0%	85.7%	100.0%	84.8%	71.4%	69.0%	68.4%	74.1%	65.1%	68.1%	65.7%	80.5%	86.7%	69.6%	81.3%	80.0%	92.5%
EA03	ALLEGHENY	HE1T189K	PITTSBURGH INSTITUTE OF AERONAUTICS	77.6%	79.2%	83.9%	82.8%	85.3%	80.8%	74.9%	80.0%	80.6%	71.6%	79.5%	79.5%	78.3%	72.7%	78.8%	85.0%	84.6%
EA07	BALTIMORE	I4PT091K	PITTSBURGH INSTITUTE OF AERONAUTICS	86.7%	86.7%	82.5%	86.6%	90.1%	88.3%	81.9%	81.7%	81.8%	77.8%	84.1%	85.8%	83.4%	76.0%	77.6%	83.2%	76.6%

**SCHOOL NORMS VS NATIONAL PASSING NORMS**  
**1ST TEST ATTEMPT WITHIN 60 DAYS OF GRADUATION**  
**PERCENTAGE OF QUESTIONS PASSED BY TOPIC**

**AMA**

**8080-08**  
**3 QTR 2020**

**OCT 1, 2019 TO SEP 30, 2020**

FSDO ID	FSDO NAME	SCHOOL CERTIFICATE #	SCHOOL NAME	OCT 1, 2019 TO SEP 30, 2020																
				Wood Structures	Aircraft Covering	Aircraft Finishes	Sheet Metal and Non-Metallic Structures	Welding	Assembly and Rigging	Airframe Inspection	Aircraft Landing Gear Systems	Hydraulic and Pneumatic Power Systems	Cabin Atmosphere Control Systems	Aircraft Instrument Systems	Communication and Navigation Systems	Aircraft Fuel Systems	Aircraft Electrical Systems	Position and Warning Systems	Ice and Rain Control Systems	Fire Protection Systems
			<b>NATIONAL</b>	85.0%	83.8%	79.6%	82.1%	83.8%	82.5%	76.9%	78.8%	76.2%	77.5%	79.9%	80.2%	78.0%	76.8%	78.9%	83.8%	84.7%
EA09	CHARLESTON	MUET028K	ROBERT C BYRD NATIONAL AEROSPACE EDUCATION CENTER	75.0%	100.0%	87.5%	100.0%	94.1%	100.0%	83.3%	85.7%	75.0%	58.8%	93.3%	92.6%	77.8%	78.6%	81.8%	87.5%	100.0%
EA11	FARMINGDALE	AI9T009R	LEWIS WILSON TECHNOLOGICAL CENTER	90.9%	75.0%	83.3%	85.7%	88.4%	82.6%	80.0%	84.1%	81.8%	73.6%	76.4%	82.1%	88.5%	89.3%	86.0%	90.6%	83.9%
EA13	HARRISBURG	PNZT013K	PENN COLLEGE OF TECHNOLOGY	83.3%	100.0%	85.2%	81.5%	73.7%	91.7%	85.7%	73.7%	71.1%	93.9%	86.7%	95.0%	87.5%	90.5%	95.0%	100.0%	84.6%
EA15	NEW YORK CITY	AA9T001R	AVIATION TRAINING INSTITUTE AT VAUGHN COLLEGE OF AERONAUTICS	100.0%	86.7%	82.1%	81.0%	81.5%	78.4%	73.8%	83.9%	86.2%	79.8%	81.3%	76.7%	79.9%	80.3%	82.5%	76.2%	84.2%
EA17	PHILADELPHIA	7DET592K	DELAWARE TECHNICAL AND COMMUNITY COLLEGE	50.0%	100.0%	58.3%	93.3%	70.0%	87.5%	80.0%	61.1%	76.5%	66.7%	60.0%	81.3%	60.7%	73.9%	100.0%	60.0%	68.8%
EA17	PHILADELPHIA	AR9T018R	AVIATION INSTITUTE OF MAINTENANCE INC	76.9%	84.6%	75.6%	75.4%	82.0%	81.1%	74.2%	76.0%	74.4%	78.7%	78.4%	79.7%	79.1%	72.5%	73.7%	80.8%	81.8%
EA21	RICHMOND	B12T578K	BLUE RIDGE COMMUNITY COLLEGE	50.0%	100.0%	50.0%	92.0%	83.3%	85.7%	50.0%	81.3%	100.0%	92.9%	80.0%	70.0%	95.5%	81.8%	80.0%	66.7%	83.3%
EA21	RICHMOND	L48T855K	LIBERTY UNIVERSITY	88.5%	82.1%	86.2%	80.5%	87.5%	75.6%	81.0%	83.3%	79.2%	77.9%	86.3%	82.8%	79.8%	75.8%	77.3%	84.0%	89.7%
EA21	RICHMOND	LQPT037K	TRAINING SERVICES INC	80.0%	87.5%	78.9%	83.9%	83.7%	85.3%	74.2%	78.7%	74.5%	77.6%	80.1%	78.3%	78.0%	75.5%	72.9%	86.4%	80.3%
EA25	TETERBORO	BV9T048R	TETERBORO SCHOOL OF AERONAUTICS INC	84.6%	100.0%	83.6%	85.0%	85.8%	81.9%	71.9%	77.9%	77.2%	73.9%	79.5%	76.9%	79.3%	75.3%	85.9%	86.1%	79.2%
EA27	WASHINGTON	U6ET095K	TECHNICAL EDUCATION SERVICES INC	86.7%	100.0%	75.3%	80.5%	88.6%	77.4%	83.3%	78.3%	83.5%	76.7%	84.5%	79.2%	78.9%	72.3%	77.8%	78.3%	80.0%
EA27	WASHINGTON	AQ9T017R	UNIVERSITY OF THE DISTRICT OF COLUMBIA	100.0%	66.7%	100.0%	69.2%	91.7%	80.0%	75.0%	95.8%	88.5%	90.0%	93.3%	86.7%	78.8%	87.2%	71.4%	100.0%	85.7%
EA39	GREENSBORO	CUMT104K	CRAVEN COMMUNITY COLLEGE	100.0%	80.0%	100.0%	70.5%	94.4%	55.9%	90.0%	73.2%	71.1%	76.5%	92.0%	76.0%	83.6%	74.4%	87.5%	93.3%	87.5%
EA39	GREENSBORO	DT9T098R	WAYNE COMMUNITY COLLEGE	84.6%	75.0%	70.6%	75.8%	81.8%	83.3%	92.3%	78.4%	69.0%	77.5%	85.2%	83.3%	79.2%	80.6%	78.9%	97.2%	76.3%
EA39	GREENSBORO	EJ9T114R	GUILFORD TECHNICAL COMMUNITY COLLEGE	86.0%	65.9%	86.3%	78.1%	78.8%	80.3%	86.0%	77.3%	74.7%	73.3%	79.8%	82.3%	78.5%	76.5%	80.0%	79.7%	88.2%
EA61	BOSTON	61CT616K	CAPE COD COMMUNITY COLLEGE	100.0%	50.0%	89.3%	89.7%	87.5%	88.6%	91.7%	94.1%	74.3%	84.6%	80.5%	88.5%	86.0%	78.1%	86.1%	86.4%	82.3%
EA61	BOSTON	EC6T068K	NATIONAL AVIATION ACADEMY OF NEW ENGLAND	79.1%	82.1%	73.7%	80.8%	85.3%	82.5%	74.1%	77.9%	75.8%	68.8%	72.2%	73.7%	72.6%	74.2%	75.8%	80.8%	82.9%
EA63	WINDSOR LOCKS	EM9T117R	CONNECTICUT AERO TECH SCHOOL	91.7%	100.0%	80.0%	86.0%	83.0%	85.9%	79.4%	88.8%	81.8%	92.3%	80.0%	94.9%	89.8%	83.2%	87.0%	88.2%	90.9%
EA63	WINDSOR LOCKS	TF5T221N	STRATFORD SCHOOL FOR AVIATION MAINTENANCE TECHNICI	100.0%	88.9%	88.2%	91.1%	88.9%	100.0%	82.5%	84.5%	83.8%	88.0%	91.1%	90.1%	84.3%	84.8%	87.5%	80.8%	92.9%
EA65	PORTLAND	NSUT025K	NASHUA COMMUNITY COLLEGE	100.0%	0.0%	100.0%	66.7%	33.3%	71.4%	100.0%	75.0%	60.0%	71.4%	40.0%	80.0%	54.5%	70.6%	80.0%	66.7%	100.0%

**SCHOOL NORMS VS NATIONAL PASSING NORMS**  
**1ST TEST ATTEMPT WITHIN 60 DAYS OF GRADUATION**  
**PERCENTAGE OF QUESTIONS PASSED BY TOPIC**

**AMA**

**8080-08**  
**3 QTR 2020**

**OCT 1, 2019 TO SEP 30, 2020**

FSDO ID	FSDO NAME	SCHOOL CERTIFICATE #	SCHOOL NAME	OCT 1, 2019 TO SEP 30, 2020																
				Wood Structures	Aircraft Covering	Aircraft Finishes	Sheet Metal and Non-Metallic Structures	Welding	Assembly and Rigging	Airframe Inspection	Aircraft Landing Gear Systems	Hydraulic and Pneumatic Power Systems	Cabin Atmosphere Control Systems	Aircraft Instrument Systems	Communication and Navigation Systems	Aircraft Fuel Systems	Aircraft Electrical Systems	Position and Warning Systems	Ice and Rain Control Systems	Fire Protection Systems
			<b>NATIONAL</b>	85.0%	83.8%	79.6%	82.1%	83.8%	82.5%	76.9%	78.8%	76.2%	77.5%	79.9%	80.2%	78.0%	76.8%	78.9%	83.8%	84.7%
GL03	DUPAGE	AN9T014R	LEWIS UNIVERSITY	83.3%	79.4%	81.1%	78.1%	88.5%	82.0%	70.6%	87.4%	84.0%	84.4%	87.1%	81.5%	78.0%	77.8%	80.5%	86.1%	85.7%
GL03	DUPAGE	BS9T045R	ROCK VALLEY COLLEGE AVIATION TECH	93.9%	100.0%	82.9%	91.3%	90.5%	90.5%	84.5%	81.1%	84.1%	89.1%	89.0%	83.9%	85.5%	83.2%	91.5%	87.4%	89.1%
GL05	CINCINNATI	AC9T003R	MIAMI VALLEY CAREER TECHNOLOGY CENTER	75.0%	75.0%	100.0%	84.7%	77.8%	89.1%	69.2%	80.0%	81.3%	69.1%	73.2%	75.0%	89.8%	73.7%	74.4%	95.8%	89.3%
GL05	CINCINNATI	AD9T004R	CINCINNATI STATE TECHNICAL AND COMMUNITY COLLEGE	100.0%	70.0%	89.7%	90.0%	88.3%	78.1%	71.0%	75.0%	79.7%	72.4%	84.0%	77.9%	76.0%	77.2%	77.8%	71.4%	92.9%
GL05	CINCINNATI	GOKT001K	GREAT OAKS JOINT VOCATIONAL SCHOOL	100.0%	60.0%	73.5%	66.7%	67.7%	54.5%	78.8%	77.1%	60.5%	67.9%	68.0%	73.5%	78.5%	75.7%	88.2%	100.0%	66.7%
GL05	CINCINNATI	XSCT086K	SINCLAIR COMMUNITY COLLEGE	100.0%	100.0%	100.0%	90.9%	66.7%	85.7%	100.0%	88.9%	90.0%	100.0%	80.0%	40.0%	100.0%	94.1%	66.7%	66.7%	100.0%
GL07	COLUMBUS	DL9T090R	COLUMBUS STATE COMMUNITY COLLEGE	50.0%	100.0%	53.3%	83.3%	88.9%	76.9%	66.7%	85.7%	75.0%	83.3%	90.0%	81.3%	72.0%	81.0%	75.0%	80.0%	100.0%
GL09	GRAND RAPIDS	JX8T258Q	WESTERN MICHIGAN UNIVERSITY COLLEGE OF AVIATION	75.0%	50.0%	80.0%	82.0%	73.3%	77.8%	77.8%	81.3%	80.6%	77.8%	65.0%	90.0%	79.5%	84.6%	78.9%	83.3%	90.9%
GL09	GRAND RAPIDS	M90T074K	SCHOOL OF MISSIONARY AVIATION TECHNOLOGY	100.0%	94.4%	89.5%	87.3%	91.2%	90.4%	87.0%	79.3%	86.9%	88.8%	91.2%	84.4%	90.4%	82.4%	87.6%	75.9%	94.2%
GL09	GRAND RAPIDS	NSBT012K	NORTHERN MICHIGAN UNIVERSITY SCHOOL OF TECHNOLOGY	66.7%	100.0%	75.0%	75.7%	66.7%	90.0%	62.5%	76.0%	84.6%	40.0%	80.0%	80.0%	78.8%	66.7%	73.3%	77.8%	57.1%
GL11	INDIANAPOLIS	CG9T059R	PURDUE UNIV DEPT OF AVIATION TECH	77.8%	90.0%	88.6%	81.9%	81.6%	68.0%	90.0%	73.3%	78.8%	71.9%	66.7%	81.0%	78.9%	68.1%	70.0%	80.8%	80.4%
GL11	INDIANAPOLIS	IV7T579K	IVY TECH COMMUNITY COLLEGE NORTHEAST	60.0%	50.0%	80.0%	73.5%	86.7%	88.9%	66.7%	71.9%	66.7%	51.9%	86.4%	60.0%	84.1%	80.0%	73.7%	83.3%	88.9%
GL11	INDIANAPOLIS	PF2T081L	VINCENNES UNIVERSITY	77.4%	85.3%	86.1%	91.2%	88.4%	80.0%	82.4%	79.8%	84.9%	84.8%	84.6%	80.8%	79.4%	78.6%	79.4%	86.2%	80.8%
GL11	INDIANAPOLIS	USBT077S	AMERICAN TRANS AIR TRAINING CORPORATION	86.4%	85.7%	82.4%	85.6%	79.7%	77.6%	74.5%	81.9%	74.0%	83.2%	87.6%	79.1%	79.1%	80.6%	81.7%	82.3%	93.3%
GL13	MILWAUKEE	CF9T058R	MILWAUKEE AREA TECHNICAL COLLEGE	80.0%	80.0%	69.2%	95.2%	78.3%	91.3%	85.0%	88.6%	79.5%	74.2%	84.0%	89.2%	86.6%	85.5%	90.5%	85.7%	100.0%
GL13	MILWAUKEE	OAYT031K	FOX VALLEY TECHNICAL SCHOOL	100.0%	93.3%	94.1%	82.0%	86.3%	88.3%	80.0%	86.9%	87.1%	76.7%	81.6%	77.3%	87.9%	78.7%	84.9%	77.8%	90.5%
GL15	MINNEAPOLIS	6LRT617K	LAKE SUPERIOR COLLEGE	100.0%	80.0%	81.5%	81.0%	82.6%	73.9%	57.9%	75.0%	52.3%	59.4%	64.0%	86.5%	64.2%	55.7%	90.5%	85.7%	63.6%
GL15	MINNEAPOLIS	CI9T061R	MINNEAPOLIS COMMUNITY AND TECHNICAL COLLEGE	100.0%	100.0%	100.0%	86.7%	90.5%	85.7%	100.0%	78.9%	81.2%	83.7%	80.0%	82.9%	88.3%	89.1%	88.6%	90.5%	95.2%
GL19	SPRINGFIELD	BNZT547C	SOUTHERN ILLINOIS UNIV AVN TECH	25.0%	100.0%	71.4%	97.1%	78.9%	90.5%	68.4%	80.6%	90.9%	91.7%	85.0%	81.3%	84.9%	66.7%	81.3%	63.6%	57.1%

**SCHOOL NORMS VS NATIONAL PASSING NORMS**  
**1ST TEST ATTEMPT WITHIN 60 DAYS OF GRADUATION**  
**PERCENTAGE OF QUESTIONS PASSED BY TOPIC**

**AMA**

**8080-08**  
**3 QTR 2020**

**OCT 1, 2019 TO SEP 30, 2020**

FSDO ID	FSDO NAME	SCHOOL CERTIFICATE #	SCHOOL NAME	OCT 1, 2019 TO SEP 30, 2020																
				Wood Structures	Aircraft Covering	Aircraft Finishes	Sheet Metal and Non-Metallic Structures	Welding	Assembly and Rigging	Airframe Inspection	Aircraft Landing Gear Systems	Hydraulic and Pneumatic Power Systems	Cabin Atmosphere Control Systems	Aircraft Instrument Systems	Communication and Navigation Systems	Aircraft Fuel Systems	Aircraft Electrical Systems	Position and Warning Systems	Ice and Rain Control Systems	Fire Protection Systems
			<b>NATIONAL</b>	85.0%	83.8%	79.6%	82.1%	83.8%	82.5%	76.9%	78.8%	76.2%	77.5%	79.9%	80.2%	78.0%	76.8%	78.9%	83.8%	84.7%
GL19	SPRINGFIELD	L9LT087K	LINCOLN LAND COMMUNITY COLLEGE	100.0%	66.7%	76.9%	66.7%	69.2%	80.0%	90.9%	73.1%	81.5%	73.7%	80.0%	85.7%	82.1%	70.0%	69.2%	87.5%	90.0%
GL21	FARGO	CH9T060R	NORTHLAND COMMUNITY AND TECHNICAL COLLEGE	72.7%	80.0%	60.0%	80.7%	56.7%	72.9%	80.0%	71.6%	64.0%	55.7%	68.0%	78.0%	77.3%	74.0%	78.4%	66.7%	82.8%
GL23	EAST MICHIGAN	BN9T040R	MIAT COLLEGE OF TECHNOLOGY	84.6%	48.0%	78.7%	81.5%	83.8%	88.5%	69.7%	76.7%	75.1%	71.1%	83.2%	81.8%	84.9%	74.1%	88.8%	83.8%	80.0%
GL23	EAST MICHIGAN	JW8T257Q	LANSING COMMUNITY COLLEGE	100.0%	100.0%	86.5%	87.3%	89.7%	89.2%	86.5%	85.3%	80.6%	83.3%	85.0%	79.7%	80.7%	78.4%	78.1%	90.9%	83.8%
GL25	CLEVELAND	P6HT576K	PITTSBURGH INSTITUTE OF AERONAUTICS	84.5%	90.6%	81.5%	84.4%	84.2%	92.7%	75.1%	83.9%	80.4%	77.3%	80.1%	82.7%	82.4%	78.6%	81.8%	81.8%	91.8%
GL27	RAPID CITY	OV5T107N	LAKE AREA TECHNICAL INSTITUTE	89.5%	87.5%	82.4%	74.2%	90.2%	78.4%	76.2%	78.3%	76.3%	71.2%	86.3%	81.3%	83.5%	70.6%	86.3%	72.9%	84.8%
NM01	SEATTLE	EU9T125R	EVERETT COMMUNITY COLLEGE	62.5%	75.0%	96.9%	90.0%	88.6%	96.2%	79.1%	85.5%	84.4%	84.8%	87.5%	92.9%	80.3%	82.9%	80.6%	95.8%	76.9%
NM01	SEATTLE	HQ6T596N	SOUTH SEATTLE COLLEGE	100.0%	61.1%	89.2%	85.3%	77.5%	81.9%	71.9%	83.1%	87.3%	78.1%	85.7%	85.8%	84.6%	84.9%	88.5%	88.7%	89.2%
NM01	SEATTLE	MK8T323Q	CLOVER PARK TECHNICAL COLLEGE	82.4%	81.3%	70.4%	89.0%	86.5%	93.4%	73.9%	83.6%	87.0%	90.9%	87.5%	91.9%	87.4%	87.6%	84.8%	85.4%	84.7%
NM03	DENVER	DH9T086R	SPARTAN COLLEGE OF AERONAUTICS AND TECHNOLOGY	82.2%	84.0%	77.7%	83.3%	78.2%	81.0%	71.1%	74.1%	72.4%	75.9%	76.1%	78.7%	75.5%	75.6%	79.1%	85.4%	85.1%
NM05	HELENA	QH2T109L	HELENA COLLEGE UNIVERSITY OF MONTANA	100.0%	100.0%	100.0%	85.7%	100.0%	50.0%	83.3%	87.5%	83.3%	100.0%	80.0%	80.0%	81.8%	71.4%	100.0%	66.7%	100.0%
NM07	SALT LAKE CITY	ER9T122R	COLORADO NORTHWESTERN COMMUNITY COLLEGE	100.0%	100.0%	100.0%	58.3%	66.7%	71.4%	0.0%	75.0%	70.0%	71.4%	80.0%	100.0%	90.9%	82.4%	100.0%	66.7%	100.0%
NM07	SALT LAKE CITY	ET9T124R	IDAHO STATE UNIVERSITY	100.0%	80.0%	68.8%	94.1%	78.9%	86.2%	91.7%	83.3%	87.2%	84.8%	84.6%	90.3%	80.3%	86.3%	87.0%	93.3%	78.6%
NM07	SALT LAKE CITY	EW9T127R	SALT LAKE COMMUNITY COLLEGE	83.3%	80.0%	80.6%	79.8%	84.2%	89.7%	91.7%	90.7%	84.9%	90.9%	86.3%	93.5%	79.5%	79.5%	93.6%	80.0%	95.8%
NM07	SALT LAKE CITY	GO3T534L	UTAH STATE UNIVERSITY	100.0%	100.0%	92.0%	84.2%	88.2%	77.8%	94.1%	64.3%	87.5%	88.2%	93.3%	92.6%	71.1%	92.3%	81.8%	66.7%	80.0%
NM09	PORTLAND	DA9T079R	PORTLAND COMMUNITY COLLEGE	93.8%	88.2%	81.3%	92.7%	91.2%	96.1%	82.1%	83.3%	81.7%	87.8%	95.1%	87.7%	76.5%	86.3%	87.9%	95.7%	94.7%
NM09	PORTLAND	EM8T117Q	LANE COMMUNITY COLLEGE	85.7%	71.4%	85.5%	75.0%	63.4%	89.5%	88.1%	78.8%	78.2%	85.0%	68.6%	81.5%	75.7%	69.0%	76.0%	95.0%	83.3%
NM13	SPOKANE	3MBT603K	MOODY BIBLE INSTITUTE OF CHICAGO	86.2%	70.4%	86.2%	85.1%	82.4%	80.9%	75.7%	84.3%	85.5%	80.2%	75.0%	84.8%	77.8%	78.1%	79.8%	78.8%	84.6%
NM13	SPOKANE	GJ6T563N	SPOKANE COMMUNITY COLLEGE	81.8%	84.6%	91.4%	94.0%	85.5%	84.3%	81.1%	89.2%	87.8%	86.2%	89.1%	86.8%	82.1%	88.5%	77.3%	83.9%	93.8%
NM13	SPOKANE	4NIT612K	NORTH IDAHO COLLEGE AEROSPACE CENTER OF EXCELLENCE	100.0%	0.0%	100.0%	83.3%	100.0%	57.1%	100.0%	50.0%	90.0%	71.4%	60.0%	60.0%	72.7%	88.2%	80.0%	100.0%	100.0%
SO09	ALABAMA & NW FLORIDA	3AQT606K	ALABAMA AVIATION CENTER A UNITE OF ENTERPRISE STAT	100.0%	100.0%	76.9%	89.7%	90.0%	100.0%	83.3%	83.3%	82.4%	75.0%	90.0%	84.4%	83.9%	90.9%	75.0%	91.7%	66.7%

**SCHOOL NORMS VS NATIONAL PASSING NORMS**  
**1ST TEST ATTEMPT WITHIN 60 DAYS OF GRADUATION**  
**PERCENTAGE OF QUESTIONS PASSED BY TOPIC**

**AMA**

**8080-08**  
**3 QTR 2020**

**OCT 1, 2019 TO SEP 30, 2020**

FSDO ID	FSDO NAME	SCHOOL CERTIFICATE #	SCHOOL NAME	OCT 1, 2019 TO SEP 30, 2020																
				Wood Structures	Aircraft Covering	Aircraft Finishes	Sheet Metal and Non-Metallic Structures	Welding	Assembly and Rigging	Airframe Inspection	Aircraft Landing Gear Systems	Hydraulic and Pneumatic Power Systems	Cabin Atmosphere Control Systems	Aircraft Instrument Systems	Communication and Navigation Systems	Aircraft Fuel Systems	Aircraft Electrical Systems	Position and Warning Systems	Ice and Rain Control Systems	Fire Protection Systems
			<b>NATIONAL</b>	85.0%	83.8%	79.6%	82.1%	83.8%	82.5%	76.9%	78.8%	76.2%	77.5%	79.9%	80.2%	78.0%	76.8%	78.9%	83.8%	84.7%
SO09	ALABAMA & NW FLORIDA	5GST621K	GEORGE STONE TECHNICAL CENTER	83.3%	86.7%	86.7%	81.5%	86.7%	85.7%	80.0%	81.0%	77.2%	79.0%	78.9%	77.3%	87.3%	74.4%	89.3%	86.7%	83.0%
SO09	ALABAMA & NW FLORIDA	EN4T160M	ALABAMA AVIATION CENTER A UNIT OF ENTERPRISE COMMU	83.3%	78.3%	80.2%	86.3%	89.0%	87.3%	81.0%	82.0%	83.7%	81.0%	83.6%	80.4%	79.4%	82.4%	76.3%	85.9%	81.6%
SO09	ALABAMA & NW FLORIDA	QLAT006K	ALABAMA AVIATION CENTER MOBILE OF COASTAL ALABAMA COMMUNITY COLLEGE	84.6%	92.3%	86.1%	90.2%	94.4%	93.0%	82.9%	82.8%	84.9%	88.2%	81.8%	83.2%	81.1%	84.1%	84.3%	91.9%	66.7%
SO09	ALABAMA & NW FLORIDA	77HT588K	HANEY TECHNICAL CENTER HIGH SCHOOL	100.0%	100.0%	100.0%	87.5%	83.3%	92.9%	100.0%	93.8%	85.0%	85.7%	80.0%	100.0%	95.5%	88.2%	80.0%	83.3%	100.0%
SO11	ATLANTA	1CVT581K	GEORGIA NORTHWESTERN TECHNICAL COLLEGE	92.9%	85.7%	82.0%	86.2%	95.0%	91.0%	77.8%	89.0%	85.4%	82.2%	84.3%	89.8%	85.4%	83.2%	96.8%	78.6%	96.8%
SO11	ATLANTA	40ST600K	SAVANNAH TECHNICAL COLLEGE	100.0%	88.9%	81.8%	86.4%	90.9%	88.5%	63.2%	85.1%	85.2%	85.2%	82.2%	82.2%	91.9%	85.0%	84.1%	81.5%	96.4%
SO11	ATLANTA	CU9T073R	SOUTH GEORGIA TECHNICAL COLLEGE	83.3%	66.7%	100.0%	69.9%	85.7%	82.9%	72.7%	81.6%	60.7%	78.0%	76.7%	60.0%	81.8%	76.8%	56.7%	77.8%	82.4%
SO11	ATLANTA	GV0T010K	CENTRAL GEORGIA TECHNICAL COLLEGE	100.0%	0.0%	100.0%	66.7%	100.0%	100.0%	100.0%	100.0%	100.0%	71.4%	100.0%	100.0%	100.0%	82.4%	100.0%	100.0%	100.0%
SO11	ATLANTA	HG6T054K	MIDDLE GEORGIA STATE UNIVERSITY	81.8%	90.0%	81.5%	87.5%	84.5%	89.3%	80.8%	76.2%	78.3%	75.0%	79.0%	75.0%	77.6%	73.0%	84.7%	81.0%	84.7%
SO11	ATLANTA	VI8T077K	TECHNICAL EDUCATION SERVICES INC	87.7%	85.0%	79.6%	79.8%	83.8%	83.1%	79.1%	82.1%	75.2%	78.4%	78.8%	81.6%	77.3%	77.3%	80.7%	84.5%	79.2%
SO11	ATLANTA	AU8T098K	AUGUSTA TECHNICAL COLLEGE	60.0%	80.0%	94.0%	83.3%	90.3%	90.9%	93.9%	89.6%	89.5%	93.1%	84.0%	83.7%	88.5%	83.8%	94.1%	84.6%	66.7%
SO13	COLUMBIA	3PIT597K	PITTSBURGH INSTITUTE OF AERONAUTICS	84.8%	93.2%	91.3%	80.9%	84.1%	76.1%	79.6%	79.3%	73.8%	69.6%	78.4%	78.6%	82.4%	77.4%	79.5%	75.8%	88.5%
SO13	COLUMBIA	EC9T107R	TRIDENT TECHNICAL COLLEGE	66.7%	100.0%	50.0%	73.9%	100.0%	92.9%	100.0%	93.8%	80.0%	85.7%	70.0%	90.0%	86.4%	73.5%	90.0%	66.7%	100.0%
SO13	COLUMBIA	EI9T113R	GREENVILLE TECHNICAL COLLEGE	100.0%	75.0%	94.7%	82.6%	96.3%	100.0%	90.0%	84.2%	96.3%	81.0%	90.0%	94.7%	85.5%	82.8%	92.3%	91.7%	100.0%
SO15	ORLANDO	6EFT614K	EASTERN FLORIDA STATE COLLEGE	75.0%	91.7%	91.7%	84.1%	80.6%	90.5%	83.3%	84.7%	83.2%	75.0%	91.7%	81.7%	87.1%	72.8%	85.2%	83.3%	82.9%
SO15	ORLANDO	FHXT099K	FLORIDA STATE COLLEGE AT JACKSONVILLE AVIATION CEN	81.8%	80.0%	81.8%	81.7%	75.8%	78.3%	86.7%	80.2%	80.2%	73.9%	82.0%	86.0%	85.5%	68.3%	74.0%	86.7%	65.8%
SO15	ORLANDO	NX4T404M	EMBRY RIDDLE AERONAUTICAL UNIVERSITY	83.3%	89.5%	82.8%	89.1%	84.9%	76.1%	75.8%	80.6%	81.8%	84.1%	83.5%	84.0%	87.5%	83.4%	77.1%	90.0%	87.3%
SO15	ORLANDO	Q5VT572K	AVIATION INSTITUTE OF MAINTENANCE	78.0%	79.1%	71.2%	70.6%	76.8%	69.2%	60.5%	64.9%	62.2%	61.9%	70.4%	73.9%	68.6%	68.1%	68.2%	70.6%	81.8%

**SCHOOL NORMS VS NATIONAL PASSING NORMS**  
**1ST TEST ATTEMPT WITHIN 60 DAYS OF GRADUATION**  
**PERCENTAGE OF QUESTIONS PASSED BY TOPIC**

**AMA**

**8080-08**  
**3 QTR 2020**

**OCT 1, 2019 TO SEP 30, 2020**

FSDO ID	FSDO NAME	SCHOOL CERTIFICATE #	SCHOOL NAME	OCT 1, 2019 TO SEP 30, 2020																
				Wood Structures	Aircraft Covering	Aircraft Finishes	Sheet Metal and Non-Metallic Structures	Welding	Assembly and Rigging	Airframe Inspection	Aircraft Landing Gear Systems	Hydraulic and Pneumatic Power Systems	Cabin Atmosphere Control Systems	Aircraft Instrument Systems	Communication and Navigation Systems	Aircraft Fuel Systems	Aircraft Electrical Systems	Position and Warning Systems	Ice and Rain Control Systems	Fire Protection Systems
			<b>NATIONAL</b>	85.0%	83.8%	79.6%	82.1%	83.8%	82.5%	76.9%	78.8%	76.2%	77.5%	79.9%	80.2%	78.0%	76.8%	78.9%	83.8%	84.7%
SO15	ORLANDO	6CKT604K	CENTRAL FLORIDA AEROSPACE ACADEMY	71.4%	85.7%	85.7%	76.5%	85.7%	83.7%	85.7%	78.9%	85.5%	75.5%	74.3%	100.0%	79.2%	73.7%	65.7%	61.9%	90.5%
SO15	ORLANDO	2RIT619K	ARI BEN AVIATOR INC	100.0%	50.0%	66.7%	92.6%	100.0%	100.0%	85.7%	81.3%	75.0%	92.3%	70.0%	90.0%	77.3%	83.3%	88.9%	100.0%	80.0%
SO19	SOUTH FLORIDA	CT9T072R	GEORGE T BAKER AVIATION TECHNICAL COLLEGE	78.7%	79.6%	82.2%	84.4%	87.4%	84.2%	84.7%	83.9%	82.4%	83.1%	79.6%	85.1%	84.1%	80.5%	83.5%	84.6%	86.2%
SO19	SOUTH FLORIDA	IP8T224Q	BROWARD COLLEGE	100.0%	100.0%	79.2%	85.1%	93.2%	78.8%	77.4%	87.8%	77.4%	85.1%	90.0%	80.9%	82.5%	81.6%	80.0%	74.5%	93.5%
SO35	TAMPA	BU9T047R	LIVELY TECHNICAL CENTER	100.0%	75.0%	96.3%	80.0%	95.0%	75.0%	94.4%	80.6%	73.5%	75.0%	80.0%	93.8%	80.0%	81.8%	87.5%	91.7%	82.5%
SO35	TAMPA	DV9T100R	NATIONAL AVIATION ACADEMY OF MISSISSIPPI INC	89.3%	87.0%	76.9%	80.2%	86.6%	81.9%	80.3%	78.4%	73.3%	77.9%	75.1%	79.5%	77.0%	76.6%	79.4%	87.5%	90.6%
SW03	BATON ROUGE	2BTT611K	BATON ROUGE COMMUNITY COLLEGE	100.0%	100.0%	92.3%	86.7%	90.0%	93.8%	77.8%	83.3%	79.4%	92.0%	80.0%	90.6%	80.4%	86.4%	93.8%	81.8%	80.0%
SW09	HOUSTON	9MUT613K	MICHIGAN INSTITUTE OF AERONAUTICS INC	70.0%	70.0%	77.6%	83.3%	79.0%	86.4%	71.6%	82.5%	80.3%	87.0%	84.0%	77.6%	84.0%	82.4%	88.6%	89.7%	75.8%
SW09	HOUSTON	X88T585K	AVIATION INSTITUTE OF MAINTENANCE	72.1%	83.3%	74.0%	73.7%	79.9%	68.1%	73.7%	74.9%	70.8%	69.0%	74.3%	74.9%	70.1%	67.6%	68.2%	75.8%	79.1%
SW11	LITTLE ROCK	2MCT601K	MID-SOUTH COMMUNITY COLLEGE	80.0%	100.0%	100.0%	83.3%	93.3%	91.4%	100.0%	87.5%	82.0%	88.6%	92.0%	96.0%	92.7%	87.1%	88.0%	100.0%	78.9%
SW11	LITTLE ROCK	AW9T023R	PULASKI TECHNICAL COLLEGE	100.0%	80.0%	94.6%	80.6%	92.6%	100.0%	96.2%	87.5%	90.2%	96.7%	84.0%	90.7%	90.4%	89.8%	90.5%	92.9%	100.0%
SW11	LITTLE ROCK	BD9T030R	SOUTHERN ARKANSAS UNIVERSITY	0.0%	66.7%	66.7%	54.3%	66.7%	52.4%	100.0%	68.0%	50.0%	57.1%	60.0%	80.0%	81.8%	64.7%	81.3%	55.6%	87.5%
SW13	LUBBOCK	BC9T029R	EASTERN NEW MEXICO UNIVERSITY	50.0%	100.0%	100.0%	72.7%	100.0%	85.7%	100.0%	62.5%	50.0%	85.7%	100.0%	80.0%	90.9%	76.5%	100.0%	100.0%	66.7%
SW13	LUBBOCK	VMCT038K	MIDLAND COLLEGE AMT	100.0%	50.0%	80.6%	95.2%	75.0%	80.0%	92.3%	76.3%	83.9%	81.8%	85.0%	92.1%	91.9%	87.9%	85.7%	100.0%	90.9%
SW13	LUBBOCK	AM0T064K	AMARILLO COLLEGE	100.0%	100.0%	100.0%	91.7%	66.7%	85.7%	100.0%	87.5%	90.0%	85.7%	80.0%	100.0%	72.7%	88.2%	80.0%	100.0%	100.0%
SW15	OKLAHOMA CITY	BE9T031R	METRO-TECH AVIATION CAREER CENTER	100.0%	100.0%	100.0%	83.3%	100.0%	100.0%	0.0%	88.9%	100.0%	71.4%	100.0%	100.0%	100.0%	88.2%	80.0%	100.0%	100.0%
SW15	OKLAHOMA CITY	BF9T032R	TULSA TECHNOLOGY CENTER SCHOOL DISTRICT NUMBER 18	94.4%	78.9%	80.6%	94.9%	81.5%	87.7%	85.3%	77.8%	81.3%	83.7%	82.6%	84.2%	82.5%	78.6%	82.9%	87.2%	74.2%
SW15	OKLAHOMA CITY	BG9T033R	GORDON COOPER TECHNOLOGY CENTER	85.7%	92.3%	84.6%	85.8%	94.9%	84.6%	92.3%	75.0%	81.5%	83.5%	75.0%	75.4%	90.2%	81.4%	72.3%	74.4%	88.9%
SW15	OKLAHOMA CITY	CB9T054R	SPARTAN EDUCATION LLC	75.0%	62.5%	86.7%	81.7%	82.7%	86.7%	82.5%	80.0%	79.7%	84.8%	87.7%	86.2%	78.8%	80.0%	77.6%	77.1%	81.0%
SW17	SAN ANTONIO	BJ2T718K	HALLMARK UNIVERSITY, INC.	94.9%	86.9%	81.2%	87.6%	87.8%	87.3%	80.4%	78.0%	72.1%	77.4%	82.1%	83.7%	75.2%	78.1%	84.3%	89.8%	96.0%
SW17	SAN ANTONIO	PHJT009K	ST PHILIPS COLLEGE	100.0%	66.7%	75.0%	89.5%	100.0%	95.0%	87.5%	92.0%	92.0%	95.0%	87.5%	80.0%	100.0%	95.8%	85.7%	77.8%	85.7%
SW17	SAN ANTONIO	ZUTT051K	TEXAS STATE TECHNICAL COLLEGE	80.0%	100.0%	100.0%	72.6%	83.3%	85.3%	70.0%	75.0%	73.9%	82.4%	76.0%	76.0%	76.4%	69.5%	83.3%	93.3%	73.7%



**SCHOOL NORMS VS NATIONAL PASSING NORMS**  
**1ST TEST ATTEMPT WITHIN 60 DAYS OF GRADUATION**  
**PERCENTAGE OF QUESTIONS PASSED BY TOPIC**

**AMA**

**8080-08**  
**3 QTR 2020**

**OCT 1, 2019 TO SEP 30, 2020**

FSDO ID	FSDO NAME	SCHOOL CERTIFICATE #	SCHOOL NAME	OCT 1, 2019 TO SEP 30, 2020																
				Wood Structures	Aircraft Covering	Aircraft Finishes	Sheet Metal and Non-Metallic Structures	Welding	Assembly and Rigging	Airframe Inspection	Aircraft Landing Gear Systems	Hydraulic and Pneumatic Power Systems	Cabin Atmosphere Control Systems	Aircraft Instrument Systems	Communication and Navigation Systems	Aircraft Fuel Systems	Aircraft Electrical Systems	Position and Warning Systems	Ice and Rain Control Systems	Fire Protection Systems
			<b>NATIONAL</b>	85.0%	83.8%	79.6%	82.1%	83.8%	82.5%	76.9%	78.8%	76.2%	77.5%	79.9%	80.2%	78.0%	76.8%	78.9%	83.8%	84.7%
SW19	NORTH TEXAS	AZ9T026R	TARRANT COUNTY COLLEGE	81.0%	85.0%	90.5%	79.6%	84.1%	80.6%	72.0%	68.1%	81.3%	71.2%	80.2%	82.0%	75.5%	83.6%	79.4%	75.0%	83.6%
SW19	NORTH TEXAS	FT8T150Q	TEXAS STATE TECHNICAL COLLEGE	72.7%	70.0%	86.5%	84.7%	73.5%	82.2%	80.4%	83.9%	79.8%	83.6%	82.4%	79.7%	81.3%	89.3%	82.9%	85.7%	87.1%
SW19	NORTH TEXAS	GM8T169Q	LETOURNEAU UNIVERSITY	93.3%	87.5%	82.9%	82.5%	80.0%	88.5%	79.6%	81.9%	55.1%	83.1%	81.3%	84.9%	75.2%	80.2%	76.6%	77.3%	79.2%
SW19	NORTH TEXAS	U5DT571K	AVIATION INSTITUTE OF MAINTENANCE	78.8%	71.2%	70.5%	68.4%	74.9%	68.6%	66.1%	66.0%	61.5%	65.5%	70.9%	67.6%	65.6%	66.3%	65.5%	70.7%	71.6%
SW31	JACKSON	DU9T099R	HINDS COMMUNITY COLLEGE DISTRICT	71.4%	100.0%	83.3%	82.2%	94.4%	83.3%	83.3%	75.0%	81.7%	66.7%	86.7%	76.7%	81.8%	77.0%	83.3%	72.2%	100.0%
SW31	JACKSON	EH9T112R	NORTHWEST MISSISSIPPI COMMUNITY COLLEGE	100.0%	81.8%	91.7%	70.9%	83.3%	81.6%	68.8%	74.2%	68.6%	67.1%	71.4%	80.0%	83.5%	76.1%	74.1%	87.9%	87.1%
WP01	VAN NUYS	CZ9T078R	NORTH VALLEY OCCUPATIONAL CENTER	90.0%	80.0%	77.8%	82.4%	91.3%	91.3%	76.3%	85.2%	80.7%	87.3%	88.0%	79.7%	79.1%	84.3%	88.1%	89.7%	100.0%
WP01	VAN NUYS	VLTT024K	ANTELOPE VALLEY COMMUNITY COLLEGE	66.7%	66.7%	66.7%	85.7%	66.7%	76.2%	100.0%	92.0%	63.3%	61.9%	93.3%	80.0%	81.8%	80.4%	81.3%	66.7%	100.0%
WP05	LONG BEACH	DP9T094R	ORANGE COAST COLLEGE	100.0%	100.0%	93.3%	94.7%	93.8%	100.0%	90.9%	88.2%	94.6%	69.2%	95.0%	92.3%	80.0%	87.5%	100.0%	91.7%	81.3%
WP07	SCOTTSDALE	7WET596K	WESTERN MARICOPA EDUCATION CENTER	80.0%	90.0%	80.5%	78.9%	89.7%	82.1%	78.3%	87.2%	78.5%	93.0%	84.0%	78.3%	78.1%	73.6%	75.0%	89.3%	100.0%
WP07	SCOTTSDALE	GBIT003K	CHANDLER-GILBERT COMMUNITY COLLEGE	85.3%	85.3%	78.9%	82.3%	86.4%	84.0%	86.8%	77.8%	72.9%	81.4%	87.5%	78.5%	73.6%	74.9%	72.3%	82.7%	92.8%
WP09	SAN DIEGO	CM9T065R	SAN DIEGO COMMUNITY COLLEGE DISTRICT	100.0%	100.0%	76.0%	83.3%	76.5%	100.0%	82.4%	89.3%	87.5%	82.4%	80.0%	81.5%	88.9%	85.2%	90.9%	88.9%	100.0%
WP13	HONOLULU	DI9T087R	HONOLULU COMMUNITY COLLEGE - DEPT OF AERONAUTICS	100.0%	100.0%	90.0%	89.0%	100.0%	88.7%	71.4%	87.5%	87.2%	87.1%	88.9%	88.9%	91.9%	89.3%	86.4%	77.8%	100.0%
WP15	SAN JOSE	DJ9T088R	GAVILAN COLLEGE	100.0%	100.0%	85.7%	96.1%	95.5%	92.3%	90.7%	81.1%	86.2%	84.8%	92.5%	92.9%	78.8%	76.3%	70.0%	75.0%	94.4%
WP17	FRESNO	CU3T436L	REEDLEY COLLEGE	92.9%	85.7%	87.8%	89.5%	89.4%	83.3%	85.5%	70.4%	77.8%	77.9%	83.1%	75.7%	73.6%	79.3%	75.0%	89.5%	73.9%
WP17	FRESNO	YSJT030K	SAN JOAQUIN VALLEY COLLEGE INC	87.5%	93.3%	85.5%	84.2%	86.2%	88.0%	74.5%	82.3%	83.0%	77.9%	84.0%	83.8%	78.5%	80.0%	78.8%	91.1%	83.5%
WP19	LAS VEGAS	9VMT610K	AVIATION INSTITUTE OF MAINTENANCE	78.8%	78.2%	73.8%	76.9%	80.3%	76.9%	72.2%	73.2%	71.0%	72.2%	73.8%	72.3%	73.1%	72.1%	69.7%	76.7%	83.2%
WP21	RIVERSIDE	2S1T589K	VICTOR VALLEY COLLEGE SCLA SCHOOL OF AVIATION TECH	60.0%	100.0%	40.0%	88.3%	100.0%	82.9%	60.0%	82.9%	88.0%	85.7%	72.0%	92.0%	96.4%	81.0%	96.2%	93.3%	95.0%
WP21	RIVERSIDE	7BIT627K	BOUNTY ISLAND CORPORATION	88.2%	94.1%	91.6%	86.8%	93.3%	81.9%	78.0%	70.3%	82.2%	74.8%	82.4%	81.0%	72.6%	72.7%	84.9%	80.4%	81.8%
WP21	RIVERSIDE	CK9T063R	CHAFFEY COMMUNITY COLLEGE	100.0%	77.8%	90.0%	80.0%	96.7%	85.5%	57.1%	83.6%	83.5%	80.6%	84.4%	88.9%	87.9%	83.3%	81.8%	70.4%	81.5%



**SCHOOL NORMS VS NATIONAL PASSING NORMS**  
**1ST TEST ATTEMPT WITHIN 60 DAYS OF GRADUATION**  
**PERCENTAGE OF QUESTIONS PASSED BY TOPIC**

**AMA**

**8080-08**  
**3 QTR 2020**

**OCT 1, 2019 TO SEP 30, 2020**

FSDO ID	FSDO NAME	SCHOOL CERTIFICATE #	SCHOOL NAME	OCT 1, 2019 TO SEP 30, 2020																
				Wood Structures	Aircraft Covering	Aircraft Finishes	Sheet Metal and Non-Metallic Structures	Welding	Assembly and Rigging	Airframe Inspection	Aircraft Landing Gear Systems	Hydraulic and Pneumatic Power Systems	Cabin Atmosphere Control Systems	Aircraft Instrument Systems	Communication and Navigation Systems	Aircraft Fuel Systems	Aircraft Electrical Systems	Position and Warning Systems	Ice and Rain Control Systems	Fire Protection Systems
<b>NATIONAL</b>				<b>85.0%</b>	<b>83.8%</b>	<b>79.6%</b>	<b>82.1%</b>	<b>83.8%</b>	<b>82.5%</b>	<b>76.9%</b>	<b>78.8%</b>	<b>76.2%</b>	<b>77.5%</b>	<b>79.9%</b>	<b>80.2%</b>	<b>78.0%</b>	<b>76.8%</b>	<b>78.9%</b>	<b>83.8%</b>	<b>84.7%</b>
WP21	RIVERSIDE	HO8T197Q	SAN BERNARDINO VALLEY COLLEGE	100.0%	100.0%	100.0%	74.4%	93.8%	90.9%	75.0%	82.4%	78.4%	80.8%	70.0%	80.8%	88.0%	77.2%	83.3%	72.7%	90.0%
WP23	LOS ANGELES	CQ9T069R	MT SAN ANTONIO COLLEGE	100.0%	0.0%	100.0%	75.0%	100.0%	85.7%	100.0%	100.0%	80.0%	71.4%	80.0%	100.0%	90.9%	88.2%	80.0%	100.0%	100.0%
WP23	LOS ANGELES	GH3T527L	WEST LOS ANGELES COLLEGE	100.0%	100.0%	61.5%	93.3%	90.0%	100.0%	88.9%	77.8%	88.2%	91.7%	100.0%	81.3%	89.3%	86.4%	87.5%	100.0%	100.0%
WP23	LOS ANGELES	NROT084K	SPARTAN COLLEGE OF AERONAUTICS & TECHNOLOGY	85.7%	90.9%	78.7%	85.7%	83.6%	83.8%	81.3%	82.4%	79.8%	81.3%	86.0%	79.1%	79.9%	81.7%	75.3%	83.6%	85.2%
WP25	SACRAMENTO	BI9T035R	SACRAMENTO CITY COLLEGE	100.0%	100.0%	74.2%	86.5%	91.4%	94.1%	69.6%	91.0%	80.7%	84.7%	91.1%	91.2%	85.6%	91.5%	88.1%	88.9%	88.9%
WP25	SACRAMENTO	DB9T080R	SOLANO COMM COLLEGE SCHOOL OF AERO	77.8%	81.8%	82.1%	73.3%	79.6%	78.4%	82.7%	76.0%	74.3%	78.4%	82.2%	85.2%	85.3%	82.3%	84.8%	88.0%	75.9%
WP27	OAKLAND	2AQT602K	AVIATION INSTITUTE OF MAINTENANCE OAKLAND CAMPUS	89.3%	92.9%	77.8%	84.2%	90.6%	86.2%	75.8%	78.1%	74.7%	76.1%	84.4%	79.4%	76.9%	72.8%	77.7%	78.3%	87.1%
WP27	OAKLAND	CO9T067R	COLLEGE OF ALAMEDA	93.3%	85.7%	70.2%	77.7%	81.5%	86.3%	71.4%	79.0%	74.8%	76.1%	69.0%	64.8%	71.5%	68.3%	67.7%	81.0%	83.9%
WP27	OAKLAND	DC9T081R	CITY COLLEGE OF SAN FRANCISCO	100.0%	100.0%	0.0%	91.7%	66.7%	100.0%	100.0%	100.0%	100.0%	100.0%	100.0%	80.0%	90.9%	100.0%	100.0%	100.0%	100.0%

**SCHOOL NORMS VS NATIONAL PASSING NORMS**  
**1ST TEST ATTEMPT WITHIN 60 DAYS OF GRADUATION**  
**PERCENTAGE OF QUESTIONS PASSED BY TOPIC**

**AMG**

**8080-08**  
**3 QTR 2020**

**OCT 1, 2019 TO SEP 30, 2020**

FSDO ID	FSDO NAME	SCHOOL CERTIFICATE #	SCHOOL NAME	OCT 1, 2019 TO SEP 30, 2020												
				Basic Electricity	Aircraft Drawings	Weight and Balance	Fluid Lines and Fittings	Materials and Processes	Ground Operation and Servicing	Cleaning and Corrosion Control	Mathematics	Maintenance Forms and Records	Basic Physics	Maintenance Publications	Mechanic Privileges and Limitations	Human Factors
			<b>NATIONAL</b>	<b>77.8%</b>	<b>76.7%</b>	<b>81.0%</b>	<b>80.4%</b>	<b>75.4%</b>	<b>77.3%</b>	<b>70.7%</b>	<b>80.0%</b>	<b>79.6%</b>	<b>70.5%</b>	<b>70.4%</b>	<b>84.5%</b>	<b>76.3%</b>
AL01	FAIRBANKS	DW9T101R	UNIVERSITY OF ALASKA FAIRBANKS	<b>50.0%</b>	78.9%	93.8%	93.3%	<b>70.6%</b>	92.9%	<b>56.3%</b>	<b>61.9%</b>	85.7%	<b>62.5%</b>	87.5%	<b>80.0%</b>	<b>75.0%</b>
AL03	ANCHORAGE	DQ9T095R	UNIVERSITY OF ALASKA ANCHORAGE	82.4%	84.8%	85.0%	<b>80.0%</b>	80.5%	<b>76.3%</b>	71.1%	84.9%	87.5%	78.9%	86.1%	94.7%	<b>65.0%</b>
CE01	DES MOINES	BJ9T036R	IOWA WESTERN COMMUNITY COLLEGE	<b>76.8%</b>	<b>75.9%</b>	<b>79.2%</b>	90.5%	<b>73.5%</b>	85.7%	<b>62.5%</b>	87.9%	95.5%	78.3%	77.3%	87.5%	83.3%
CE01	DES MOINES	BL9T038R	INDIAN HILLS COMMUNITY COLLEGE	<b>68.4%</b>	90.0%	<b>71.4%</b>	87.5%	94.4%	87.5%	71.4%	<b>66.7%</b>	<b>57.1%</b>	<b>62.5%</b>	<b>57.1%</b>	100.0%	<b>75.0%</b>
CE03	ST LOUIS	CY9T077R	STATE TECHNICAL COLLEGE OF MISSOURI	<b>75.0%</b>	<b>76.7%</b>	<b>79.2%</b>	89.3%	77.1%	<b>76.2%</b>	81.8%	90.0%	<b>72.7%</b>	79.2%	<b>62.5%</b>	<b>82.6%</b>	<b>75.0%</b>
CE03	ST LOUIS	DEMT159D	COMMUNITY COLLEGE DISTRICT NUMBER 522	<b>75.3%</b>	84.2%	93.3%	81.8%	84.4%	<b>76.7%</b>	71.9%	<b>78.0%</b>	87.5%	<b>48.4%</b>	75.9%	93.5%	81.3%
CE05	KANSAS CITY	USET092K	TECHNICAL EDUCATION SERVICES INC	<b>77.7%</b>	79.6%	<b>78.8%</b>	90.2%	81.9%	84.4%	75.6%	<b>75.2%</b>	81.6%	<b>70.2%</b>	<b>69.6%</b>	<b>81.9%</b>	<b>76.2%</b>
CE07	WICHITA	Q6ZT586K	WICHITA AREA TECHNICAL COLLEGE	<b>72.9%</b>	76.9%	85.5%	82.4%	<b>66.3%</b>	78.7%	71.3%	80.9%	<b>76.5%</b>	77.6%	73.9%	<b>80.2%</b>	<b>69.8%</b>
CE09	LINCOLN	BX9T050R	WESTERN NEBRASKA COMMUNITY COLLEGE	89.5%	90.0%	100.0%	100.0%	97.1%	86.7%	75.0%	85.0%	83.3%	87.5%	91.7%	100.0%	100.0%
CE17	LOUISVILLE	9JCT625K	JEFFERSON COMMUNITY TECHNICAL COLLEGE	<b>76.8%</b>	<b>76.7%</b>	83.3%	95.0%	88.2%	95.5%	73.9%	83.9%	84.0%	70.8%	90.0%	<b>81.8%</b>	<b>66.7%</b>
CE17	LOUISVILLE	EE9T109R	SOMERSET COMMUNITY COLLEGE	83.3%	90.0%	<b>75.0%</b>	<b>75.0%</b>	83.3%	100.0%	<b>66.7%</b>	90.0%	83.3%	<b>62.5%</b>	<b>62.5%</b>	87.5%	<b>50.0%</b>
CE19	NASHVILLE	MQJT005K	DEPT OF AEROSPACE MIDDLE TENNESSEE	<b>74.5%</b>	77.3%	85.0%	<b>64.7%</b>	79.5%	<b>75.0%</b>	78.9%	80.8%	<b>75.0%</b>	73.7%	70.6%	<b>84.2%</b>	90.0%
CE19	NASHVILLE	N4IT070K	NORTH CENTRAL INSTITUTE	88.5%	<b>73.3%</b>	100.0%	<b>72.7%</b>	76.9%	<b>60.0%</b>	<b>66.7%</b>	100.0%	91.7%	75.0%	75.0%	<b>83.3%</b>	83.3%
CE19	NASHVILLE	NVST018K	TENNESSEE COLLEGE OF APPLIED TECHNOLOGY, NASHVILLE	<b>55.6%</b>	79.4%	<b>76.9%</b>	<b>68.4%</b>	<b>73.3%</b>	<b>74.1%</b>	<b>50.0%</b>	<b>63.9%</b>	88.0%	<b>64.3%</b>	71.4%	<b>78.6%</b>	<b>71.4%</b>
CE19	NASHVILLE	O0ET097K	TENNESSEE COLLEGE OF APPLIED TECHNOLOGY MORRISTOWN	78.1%	84.6%	93.8%	90.9%	83.1%	89.7%	90.3%	82.5%	83.9%	78.1%	80.0%	<b>79.3%</b>	<b>68.8%</b>
CE21	MEMPHIS	EF9T110R	TENNESSEE COLLEGES OF APPLIED TECHNOLOGY-MEMPHIS	79.4%	80.6%	94.7%	82.8%	81.3%	<b>75.0%</b>	77.6%	<b>69.3%</b>	81.1%	<b>65.8%</b>	78.2%	91.1%	<b>72.5%</b>
EA01	ALBANY	VXYT570K	MOHAWK VALLEY COMMUNITY COLLEGE	82.9%	<b>75.6%</b>	88.2%	94.7%	87.8%	<b>75.0%</b>	77.1%	81.4%	<b>74.3%</b>	77.8%	<b>60.0%</b>	90.9%	83.3%
EA03	ALLEGHENY	HE1T189K	PITTSBURGH INSTITUTE OF AERONAUTICS	82.2%	<b>76.5%</b>	86.7%	81.2%	79.7%	77.4%	<b>70.5%</b>	83.0%	83.8%	71.6%	<b>69.2%</b>	86.1%	78.5%
EA07	BALTIMORE	I4PT091K	PITTSBURGH INSTITUTE OF AERONAUTICS	82.6%	78.7%	83.6%	<b>78.7%</b>	<b>72.7%</b>	<b>76.2%</b>	75.5%	85.5%	80.9%	<b>66.7%</b>	<b>68.6%</b>	<b>82.3%</b>	78.1%
EA09	CHARLESTON	MUET028K	ROBERT C BYRD NATIONAL AEROSPACE EDUCATION CENTER	81.5%	85.7%	<b>63.6%</b>	100.0%	80.8%	81.8%	83.3%	93.3%	83.3%	72.7%	100.0%	91.7%	<b>66.7%</b>

**SCHOOL NORMS VS NATIONAL PASSING NORMS**  
**1ST TEST ATTEMPT WITHIN 60 DAYS OF GRADUATION**  
**PERCENTAGE OF QUESTIONS PASSED BY TOPIC**

**AMG**

**8080-08**  
**3 QTR 2020**

**OCT 1, 2019 TO SEP 30, 2020**

FSDO ID	FSDO NAME	SCHOOL CERTIFICATE #	SCHOOL NAME	OCT 1, 2019 TO SEP 30, 2020												
				Basic Electricity	Aircraft Drawings	Weight and Balance	Fluid Lines and Fittings	Materials and Processes	Ground Operation and Servicing	Cleaning and Corrosion Control	Mathematics	Maintenance Forms and Records	Basic Physics	Maintenance Publications	Mechanic Privileges and Limitations	Human Factors
			<b>NATIONAL</b>	<b>77.8%</b>	<b>76.7%</b>	<b>81.0%</b>	<b>80.4%</b>	<b>75.4%</b>	<b>77.3%</b>	<b>70.7%</b>	<b>80.0%</b>	<b>79.6%</b>	<b>70.5%</b>	<b>70.4%</b>	<b>84.5%</b>	<b>76.3%</b>
EA11	FARMINGDALE	AI9T009R	LEWIS WILSON TECHNOLOGICAL CENTER	<b>75.8%</b>	<b>69.8%</b>	81.6%	84.6%	76.1%	<b>75.0%</b>	87.8%	<b>74.2%</b>	84.9%	84.0%	71.7%	98.0%	<b>65.4%</b>
EA13	HARRISBURG	PNZT013K	PENN COLLEGE OF TECHNOLOGY	80.7%	86.7%	88.9%	91.2%	82.5%	88.2%	90.0%	95.5%	87.1%	77.8%	88.2%	<b>82.9%</b>	<b>66.7%</b>
EA15	NEW YORK CITY	AA9T001R	AVIATION TRAINING INSTITUTE AT VAUGHN COLLEGE OF AERONAUTICS	80.6%	<b>76.4%</b>	81.4%	<b>76.0%</b>	83.3%	80.0%	<b>58.6%</b>	<b>76.6%</b>	81.7%	<b>69.0%</b>	76.8%	85.0%	<b>73.3%</b>
EA17	PHILADELPHIA	7DET592K	DELAWARE TECHNICAL AND COMMUNITY COLLEGE	89.5%	88.9%	100.0%	87.5%	94.1%	87.5%	71.4%	90.9%	100.0%	71.4%	71.4%	100.0%	<b>25.0%</b>
EA17	PHILADELPHIA	AR9T018R	AVIATION INSTITUTE OF MAINTENANCE INC	78.9%	<b>75.2%</b>	<b>74.2%</b>	<b>74.6%</b>	<b>69.4%</b>	<b>76.3%</b>	<b>64.2%</b>	<b>78.7%</b>	<b>75.4%</b>	<b>66.1%</b>	<b>61.5%</b>	<b>77.4%</b>	<b>68.8%</b>
EA21	RICHMOND	B12T578K	BLUE RIDGE COMMUNITY COLLEGE	82.2%	<b>68.0%</b>	84.2%	83.3%	85.7%	77.8%	<b>63.2%</b>	<b>76.0%</b>	<b>78.9%</b>	80.0%	80.0%	85.0%	<b>60.0%</b>
EA21	RICHMOND	L48T855K	LIBERTY UNIVERSITY	83.9%	82.9%	82.3%	81.7%	86.0%	78.3%	77.9%	83.5%	<b>79.1%</b>	77.8%	<b>66.0%</b>	88.9%	84.0%
EA21	RICHMOND	LQPT037K	TRAINING SERVICES INC	<b>74.3%</b>	76.8%	81.2%	85.9%	<b>73.5%</b>	<b>77.2%</b>	74.9%	<b>77.5%</b>	<b>76.9%</b>	72.8%	<b>69.9%</b>	<b>81.6%</b>	80.6%
EA25	TETERBORO	BV9T048R	TETERBORO SCHOOL OF AERONAUTICS INC	<b>77.6%</b>	<b>70.7%</b>	<b>80.8%</b>	<b>76.7%</b>	<b>73.9%</b>	77.9%	<b>66.3%</b>	<b>74.8%</b>	81.6%	<b>65.4%</b>	<b>69.5%</b>	<b>83.2%</b>	<b>76.1%</b>
EA27	WASHINGTON	U6ET095K	TECHNICAL EDUCATION SERVICES INC	78.7%	<b>75.8%</b>	<b>77.8%</b>	<b>80.2%</b>	77.0%	80.0%	73.0%	84.2%	<b>75.2%</b>	74.4%	<b>68.0%</b>	<b>83.5%</b>	<b>74.2%</b>
EA27	WASHINGTON	AQ9T017R	UNIVERSITY OF THE DISTRICT OF COLUMBIA	<b>71.1%</b>	82.6%	85.0%	<b>69.6%</b>	92.1%	89.5%	<b>55.6%</b>	<b>77.8%</b>	94.4%	<b>68.4%</b>	75.0%	90.0%	80.0%
EA39	GREENSBORO	CUMT104K	CRAVEN COMMUNITY COLLEGE	<b>70.8%</b>	79.5%	90.3%	<b>70.6%</b>	<b>71.9%</b>	78.6%	<b>63.3%</b>	<b>73.8%</b>	86.7%	71.0%	87.1%	93.8%	81.3%
EA39	GREENSBORO	DT9T098R	WAYNE COMMUNITY COLLEGE	79.7%	77.1%	81.5%	84.6%	79.0%	84.0%	84.6%	<b>76.5%</b>	80.0%	78.6%	<b>63.0%</b>	88.9%	<b>71.4%</b>
EA39	GREENSBORO	EJ9T114R	GUILFORD TECHNICAL COMMUNITY COLLEGE	<b>76.6%</b>	78.8%	81.5%	81.9%	<b>73.0%</b>	82.7%	<b>66.9%</b>	81.1%	81.5%	<b>69.1%</b>	73.7%	<b>76.0%</b>	80.3%
EA61	BOSTON	61CT616K	CAPE COD COMMUNITY COLLEGE	<b>72.7%</b>	<b>75.9%</b>	<b>72.7%</b>	<b>73.9%</b>	88.5%	91.3%	<b>59.1%</b>	90.0%	<b>72.7%</b>	<b>52.2%</b>	<b>60.9%</b>	<b>75.0%</b>	<b>58.3%</b>
EA61	BOSTON	EC6T068K	NATIONAL AVIATION ACADEMY OF NEW ENGLAND	78.5%	<b>72.0%</b>	<b>80.4%</b>	<b>75.5%</b>	<b>65.3%</b>	<b>76.0%</b>	<b>65.5%</b>	84.7%	<b>76.2%</b>	72.4%	<b>70.1%</b>	<b>82.5%</b>	<b>70.3%</b>
EA63	WINDSOR LOCKS	EM9T117R	CONNECTICUT AERO TECH SCHOOL	78.7%	88.0%	90.0%	88.2%	77.3%	83.3%	77.8%	88.0%	90.0%	80.0%	94.1%	100.0%	<b>60.0%</b>
EA63	WINDSOR LOCKS	TF5T221N	STRATFORD SCHOOL FOR AVIATION MAINTENANCE TECHNICI	<b>76.6%</b>	<b>74.4%</b>	84.6%	86.8%	81.5%	<b>74.2%</b>	<b>70.1%</b>	85.4%	<b>78.1%</b>	73.8%	83.3%	90.9%	<b>73.5%</b>
EA63	WINDSOR LOCKS	6WHT615K	WESTFIELD TECHNICAL ACADEMY	90.0%	80.0%	<b>75.0%</b>	100.0%	88.9%	<b>75.0%</b>	75.0%	<b>60.0%</b>	80.0%	<b>50.0%</b>	100.0%	100.0%	<b>50.0%</b>
EA65	PORTLAND	NSUT025K	NASHUA COMMUNITY COLLEGE	82.9%	<b>70.0%</b>	100.0%	<b>78.6%</b>	77.8%	91.7%	<b>62.5%</b>	80.0%	87.5%	<b>68.8%</b>	81.3%	<b>75.0%</b>	100.0%
GL03	DUPAGE	AN9T014R	LEWIS UNIVERSITY	<b>72.9%</b>	<b>75.1%</b>	86.5%	80.7%	77.9%	79.3%	<b>69.8%</b>	<b>77.4%</b>	80.3%	<b>64.7%</b>	<b>64.6%</b>	<b>83.7%</b>	77.9%
GL03	DUPAGE	BS9T045R	ROCK VALLEY COLLEGE AVIATION TECH	81.8%	85.2%	87.7%	<b>80.0%</b>	84.6%	<b>77.0%</b>	78.3%	81.0%	87.9%	76.9%	81.3%	95.8%	80.6%

**SCHOOL NORMS VS NATIONAL PASSING NORMS**  
**1ST TEST ATTEMPT WITHIN 60 DAYS OF GRADUATION**  
**PERCENTAGE OF QUESTIONS PASSED BY TOPIC**

**AMG**

**8080-08**  
**3 QTR 2020**

**OCT 1, 2019 TO SEP 30, 2020**

FSDO ID	FSDO NAME	SCHOOL CERTIFICATE #	SCHOOL NAME	OCT 1, 2019 TO SEP 30, 2020												
				Basic Electricity	Aircraft Drawings	Weight and Balance	Fluid Lines and Fittings	Materials and Processes	Ground Operation and Servicing	Cleaning and Corrosion Control	Mathematics	Maintenance Forms and Records	Basic Physics	Maintenance Publications	Mechanic Privileges and Limitations	Human Factors
			<b>NATIONAL</b>	<b>77.8%</b>	<b>76.7%</b>	<b>81.0%</b>	<b>80.4%</b>	<b>75.4%</b>	<b>77.3%</b>	<b>70.7%</b>	<b>80.0%</b>	<b>79.6%</b>	<b>70.5%</b>	<b>70.4%</b>	<b>84.5%</b>	<b>76.3%</b>
GL05	CINCINNATI	AC9T003R	MIAMI VALLEY CAREER TECHNOLOGY CENTER	<b>67.1%</b>	82.1%	82.8%	<b>69.7%</b>	76.2%	83.3%	<b>65.6%</b>	<b>70.0%</b>	<b>73.3%</b>	<b>62.5%</b>	<b>54.8%</b>	<b>75.0%</b>	<b>62.5%</b>
GL05	CINCINNATI	AD9T004R	CINCINNATI STATE TECHNICAL AND COMMUNITY COLLEGE	77.8%	81.4%	<b>80.6%</b>	<b>74.2%</b>	81.8%	90.6%	<b>60.0%</b>	<b>72.3%</b>	97.0%	<b>55.6%</b>	<b>68.6%</b>	88.9%	88.9%
GL05	CINCINNATI	GOKT001K	GREAT OAKS JOINT VOCATIONAL SCHOOL	<b>71.9%</b>	<b>75.8%</b>	81.5%	<b>76.7%</b>	<b>69.8%</b>	80.0%	<b>50.0%</b>	<b>76.9%</b>	80.0%	<b>59.3%</b>	<b>55.6%</b>	<b>82.1%</b>	<b>71.4%</b>
GL05	CINCINNATI	XSCT086K	SINCLAIR COMMUNITY COLLEGE	77.8%	90.0%	87.5%	91.7%	<b>66.7%</b>	85.7%	100.0%	<b>54.5%</b>	<b>71.4%</b>	<b>62.5%</b>	75.0%	<b>75.0%</b>	<b>75.0%</b>
GL07	COLUMBUS	DL9T090R	COLUMBUS STATE COMMUNITY COLLEGE	83.8%	84.6%	93.8%	90.0%	92.5%	<b>72.4%</b>	80.6%	88.1%	<b>79.3%</b>	80.6%	75.9%	90.3%	93.8%
GL09	GRAND RAPIDS	JX8T258Q	WESTERN MICHIGAN UNIVERSITY COLLEGE OF AVIATION	85.2%	80.0%	91.7%	95.0%	93.3%	81.8%	<b>54.5%</b>	82.4%	90.0%	75.0%	75.0%	100.0%	<b>66.7%</b>
GL09	GRAND RAPIDS	LW5T030N	ANDREWS UNIVERSITY	100.0%	100.0%	<b>75.0%</b>	87.5%	83.3%	83.3%	75.0%	100.0%	<b>75.0%</b>	100.0%	75.0%	100.0%	100.0%
GL09	GRAND RAPIDS	M90T074K	SCHOOL OF MISSIONARY AVIATION TECHNOLOGY	89.9%	82.3%	88.7%	87.5%	84.7%	<b>75.0%</b>	88.7%	92.6%	87.3%	82.5%	83.1%	93.5%	78.1%
GL09	GRAND RAPIDS	NSBT012K	NORTHERN MICHIGAN UNIVERSITY SCHOOL OF TECHNOLOGY	<b>74.1%</b>	<b>71.4%</b>	<b>72.7%</b>	<b>63.6%</b>	88.9%	90.9%	100.0%	85.7%	<b>58.3%</b>	83.3%	75.0%	100.0%	83.3%
GL11	INDIANAPOLIS	CG9T059R	PURDUE UNIV DEPT OF AVIATION TECH	82.0%	<b>76.0%</b>	84.2%	<b>73.2%</b>	78.3%	80.0%	<b>69.2%</b>	95.9%	<b>78.4%</b>	80.0%	72.5%	<b>82.1%</b>	<b>75.0%</b>
GL11	INDIANAPOLIS	PF2T081L	VINCENNES UNIVERSITY	80.8%	81.7%	81.0%	89.6%	82.4%	79.0%	77.2%	82.6%	84.5%	76.3%	82.6%	90.7%	80.0%
GL11	INDIANAPOLIS	USBT077S	AMERICAN TRANS AIR TRAINING CORPORATION	79.4%	83.0%	82.4%	81.7%	<b>72.8%</b>	81.0%	<b>66.7%</b>	83.9%	79.7%	70.8%	<b>69.6%</b>	<b>77.5%</b>	80.6%
GL11	INDIANAPOLIS	IV7T579K	IVY TECH COMMUNITY COLLEGE NORTHEAST	80.0%	<b>66.7%</b>	81.8%	<b>41.7%</b>	77.8%	77.8%	<b>41.7%</b>	86.7%	83.3%	83.3%	83.3%	91.7%	83.3%
GL13	MILWAUKEE	CF9T058R	MILWAUKEE AREA TECHNICAL COLLEGE	78.2%	<b>73.3%</b>	87.0%	90.5%	86.5%	95.2%	91.7%	90.0%	91.7%	70.8%	72.7%	90.9%	91.7%
GL13	MILWAUKEE	OAYT031K	FOX VALLEY TECHNICAL SCHOOL	83.9%	<b>72.2%</b>	87.3%	84.3%	76.2%	86.0%	79.0%	92.9%	82.5%	81.3%	76.2%	<b>79.7%</b>	87.5%
GL15	MINNEAPOLIS	6LRT617K	LAKE SUPERIOR COLLEGE	<b>71.1%</b>	80.0%	81.3%	84.6%	<b>61.8%</b>	78.6%	<b>50.0%</b>	<b>66.7%</b>	<b>75.0%</b>	<b>62.5%</b>	<b>61.5%</b>	<b>80.0%</b>	<b>62.5%</b>
GL15	MINNEAPOLIS	CI9T061R	MINNEAPOLIS COMMUNITY AND TECHNICAL COLLEGE	<b>77.1%</b>	88.1%	88.9%	91.4%	90.3%	82.9%	85.3%	87.2%	87.9%	71.4%	76.5%	100.0%	83.3%
GL19	SPRINGFIELD	BNZT547C	SOUTHERN ILLINOIS UNIV AVN TECH	85.7%	90.0%	<b>80.0%</b>	<b>68.8%</b>	<b>74.3%</b>	<b>75.0%</b>	<b>53.3%</b>	<b>76.2%</b>	80.0%	87.5%	75.0%	87.5%	<b>25.0%</b>
GL19	SPRINGFIELD	L9LT087K	LINCOLN LAND COMMUNITY COLLEGE	<b>66.7%</b>	<b>70.0%</b>	86.7%	81.3%	<b>67.6%</b>	100.0%	73.3%	<b>77.3%</b>	85.7%	81.3%	<b>68.8%</b>	87.5%	100.0%
GL21	FARGO	CH9T060R	NORTHLAND COMMUNITY AND TECHNICAL COLLEGE	<b>58.9%</b>	84.2%	83.3%	<b>78.8%</b>	<b>69.8%</b>	96.9%	74.2%	87.5%	86.7%	74.2%	<b>64.5%</b>	93.8%	87.5%

**SCHOOL NORMS VS NATIONAL PASSING NORMS**  
**1ST TEST ATTEMPT WITHIN 60 DAYS OF GRADUATION**  
**PERCENTAGE OF QUESTIONS PASSED BY TOPIC**

**AMG**

**8080-08**  
**3 QTR 2020**

**OCT 1, 2019 TO SEP 30, 2020**

FSDO ID	FSDO NAME	SCHOOL CERTIFICATE #	SCHOOL NAME	OCT 1, 2019 TO SEP 30, 2020												
				Basic Electricity	Aircraft Drawings	Weight and Balance	Fluid Lines and Fittings	Materials and Processes	Ground Operation and Servicing	Cleaning and Corrosion Control	Mathematics	Maintenance Forms and Records	Basic Physics	Maintenance Publications	Mechanic Privileges and Limitations	Human Factors
			<b>NATIONAL</b>	<b>77.8%</b>	<b>76.7%</b>	<b>81.0%</b>	<b>80.4%</b>	<b>75.4%</b>	<b>77.3%</b>	<b>70.7%</b>	<b>80.0%</b>	<b>79.6%</b>	<b>70.5%</b>	<b>70.4%</b>	<b>84.5%</b>	<b>76.3%</b>
GL23	EAST MICHIGAN	BN9T040R	MIAT COLLEGE OF TECHNOLOGY	<b>73.8%</b>	<b>72.0%</b>	<b>78.6%</b>	<b>68.6%</b>	<b>75.3%</b>	<b>69.2%</b>	<b>67.6%</b>	<b>75.7%</b>	<b>78.7%</b>	72.0%	<b>65.4%</b>	<b>82.0%</b>	<b>73.6%</b>
GL23	EAST MICHIGAN	JW8T257Q	LANSING COMMUNITY COLLEGE	<b>75.9%</b>	<b>66.1%</b>	<b>74.7%</b>	<b>75.5%</b>	77.4%	<b>77.2%</b>	<b>69.4%</b>	<b>77.8%</b>	<b>74.7%</b>	79.8%	<b>69.5%</b>	90.7%	<b>72.0%</b>
GL25	CLEVELAND	P6HT576K	PITTSBURGH INSTITUTE OF AERONAUTICS	82.4%	78.0%	88.8%	83.5%	75.9%	78.8%	<b>68.5%</b>	80.4%	<b>79.1%</b>	<b>68.5%</b>	<b>67.3%</b>	<b>79.4%</b>	76.5%
GL27	RAPID CITY	OV5T107N	LAKE AREA TECHNICAL INSTITUTE	<b>72.7%</b>	86.1%	87.1%	81.8%	<b>74.4%</b>	83.6%	75.4%	<b>78.3%</b>	86.4%	79.7%	79.4%	85.9%	81.3%
NM01	SEATTLE	EU9T125R	EVERETT COMMUNITY COLLEGE	83.6%	87.5%	87.0%	85.4%	84.0%	84.8%	77.8%	83.6%	<b>78.3%</b>	82.6%	75.6%	89.4%	<b>70.8%</b>
NM01	SEATTLE	HQ6T596N	SOUTH SEATTLE COLLEGE	81.2%	<b>69.9%</b>	86.4%	85.7%	82.4%	<b>75.9%</b>	70.7%	87.7%	82.3%	<b>69.5%</b>	72.5%	87.3%	90.5%
NM01	SEATTLE	MK8T323Q	CLOVER PARK TECHNICAL COLLEGE	84.9%	79.0%	95.5%	<b>78.1%</b>	84.5%	79.7%	72.7%	85.1%	80.9%	72.7%	78.0%	90.5%	<b>73.5%</b>
NM03	DENVER	DH9T086R	SPARTAN COLLEGE OF AERONAUTICS AND TECHNOLOGY	<b>73.2%</b>	80.2%	<b>76.0%</b>	84.2%	<b>71.6%</b>	81.4%	71.8%	<b>79.4%</b>	80.9%	71.4%	72.3%	<b>83.5%</b>	79.3%
NM07	SALT LAKE CITY	ER9T122R	COLORADO NORTHWESTERN COMMUNITY COLLEGE	85.0%	90.0%	87.5%	100.0%	88.2%	<b>75.0%</b>	71.4%	<b>70.0%</b>	85.7%	87.5%	<b>50.0%</b>	87.5%	100.0%
NM07	SALT LAKE CITY	ET9T124R	IDAHO STATE UNIVERSITY	83.3%	90.0%	85.7%	87.5%	82.4%	100.0%	100.0%	90.0%	85.7%	100.0%	87.5%	87.5%	<b>75.0%</b>
NM07	SALT LAKE CITY	EW9T127R	SALT LAKE COMMUNITY COLLEGE	83.7%	78.2%	85.4%	88.4%	84.8%	80.6%	<b>65.1%</b>	83.6%	88.4%	79.5%	84.1%	90.9%	77.3%
NM07	SALT LAKE CITY	GO3T534L	UTAH STATE UNIVERSITY	100.0%	80.0%	<b>75.0%</b>	90.9%	90.9%	87.5%	75.0%	90.9%	<b>71.4%</b>	<b>50.0%</b>	100.0%	87.5%	<b>75.0%</b>
NM09	PORTLAND	DA9T079R	PORTLAND COMMUNITY COLLEGE	<b>76.2%</b>	<b>73.5%</b>	81.5%	<b>80.0%</b>	80.4%	77.8%	85.2%	87.9%	81.5%	71.4%	89.3%	88.5%	<b>35.7%</b>
NM09	PORTLAND	EM8T117Q	LANE COMMUNITY COLLEGE	<b>72.6%</b>	79.4%	<b>76.9%</b>	92.3%	88.9%	84.6%	85.7%	90.3%	<b>71.4%</b>	78.6%	85.7%	<b>80.8%</b>	85.7%
NM13	SPOKANE	GJ6T563N	SPOKANE COMMUNITY COLLEGE	81.9%	<b>73.0%</b>	84.4%	94.1%	82.0%	82.8%	75.0%	86.7%	93.3%	89.7%	93.5%	90.6%	<b>75.0%</b>
NM13	SPOKANE	4NIT612K	NORTH IDAHO COLLEGE AEROSPACE CENTER OF EXCELLENCE	77.8%	<b>60.0%</b>	<b>75.0%</b>	100.0%	<b>66.7%</b>	<b>75.0%</b>	100.0%	<b>75.0%</b>	<b>50.0%</b>	75.0%	75.0%	100.0%	<b>0.0%</b>
NM13	SPOKANE	3MBT603K	MOODY BIBLE INSTITUTE OF CHICAGO	77.8%	84.0%	84.2%	95.8%	84.2%	<b>72.2%</b>	94.7%	96.2%	<b>70.6%</b>	95.0%	85.0%	89.5%	80.0%
SO09	ALABAMA & NW FLORIDA	3AQT606K	ALABAMA AVIATION CENTER A UNITE OF ENTERPRISE STAT	81.9%	<b>66.7%</b>	<b>80.6%</b>	83.8%	78.9%	86.7%	78.1%	<b>73.8%</b>	96.6%	<b>65.6%</b>	<b>65.6%</b>	<b>83.9%</b>	87.5%
SO09	ALABAMA & NW FLORIDA	5GST621K	GEORGE STONE TECHNICAL CENTER	<b>76.2%</b>	<b>68.4%</b>	<b>78.9%</b>	<b>73.9%</b>	<b>68.8%</b>	82.4%	71.8%	<b>69.9%</b>	<b>77.4%</b>	72.8%	<b>62.5%</b>	<b>76.4%</b>	80.4%
SO09	ALABAMA & NW FLORIDA	EN4T160M	ALABAMA AVIATION CENTER A UNIT OF ENTERPRISE COMMU	78.5%	77.4%	<b>80.4%</b>	<b>79.1%</b>	78.7%	<b>76.5%</b>	<b>65.4%</b>	<b>68.9%</b>	84.1%	<b>67.1%</b>	<b>65.4%</b>	<b>82.9%</b>	<b>65.9%</b>
SO09	ALABAMA & NW FLORIDA	QLAT006K	ALABAMA AVIATION CENTER MOBILE OF COASTAL ALABAMA	82.9%	78.5%	<b>79.4%</b>	<b>74.6%</b>	78.1%	<b>76.7%</b>	<b>65.6%</b>	80.2%	<b>74.6%</b>	<b>68.3%</b>	<b>68.3%</b>	91.8%	<b>75.0%</b>
SO09	ALABAMA & NW FLORIDA	77HT588K	HANEY TECHNICAL CENTER HIGH SCHOOL	<b>73.9%</b>	80.0%	<b>68.4%</b>	83.3%	<b>69.8%</b>	82.4%	<b>57.9%</b>	<b>73.1%</b>	83.3%	<b>55.0%</b>	<b>68.4%</b>	<b>80.0%</b>	90.0%
SO11	ATLANTA	1CVT581K	GEORGIA NORTHWESTERN	88.1%	82.4%	84.7%	89.1%	82.2%	82.4%	77.6%	86.4%	84.9%	72.9%	75.9%	85.0%	76.7%

**SCHOOL NORMS VS NATIONAL PASSING NORMS**  
**1ST TEST ATTEMPT WITHIN 60 DAYS OF GRADUATION**  
**PERCENTAGE OF QUESTIONS PASSED BY TOPIC**

**AMG**

**8080-08**  
**3 QTR 2020**

**OCT 1, 2019 TO SEP 30, 2020**

FSDO ID	FSDO NAME	SCHOOL CERTIFICATE #	SCHOOL NAME	OCT 1, 2019 TO SEP 30, 2020												
				Basic Electricity	Aircraft Drawings	Weight and Balance	Fluid Lines and Fittings	Materials and Processes	Ground Operation and Servicing	Cleaning and Corrosion Control	Mathematics	Maintenance Forms and Records	Basic Physics	Maintenance Publications	Mechanic Privileges and Limitations	Human Factors
			<b>NATIONAL</b>	<b>77.8%</b>	<b>76.7%</b>	<b>81.0%</b>	<b>80.4%</b>	<b>75.4%</b>	<b>77.3%</b>	<b>70.7%</b>	<b>80.0%</b>	<b>79.6%</b>	<b>70.5%</b>	<b>70.4%</b>	<b>84.5%</b>	<b>76.3%</b>
SO11	ATLANTA	40ST600K	SAVANNAH TECHNICAL COLLEGE	<b>77.5%</b>	81.6%	<b>77.5%</b>	82.1%	77.1%	77.8%	78.9%	90.2%	89.5%	<b>60.0%</b>	78.9%	<b>79.5%</b>	<b>75.0%</b>
SO11	ATLANTA	AU8T098K	AUGUSTA TECHNICAL COLLEGE	91.1%	84.0%	89.5%	90.9%	<b>73.7%</b>	<b>76.5%</b>	80.0%	84.6%	89.5%	85.0%	84.2%	<b>80.0%</b>	80.0%
SO11	ATLANTA	CU9T073R	SOUTH GEORGIA TECHNICAL COLLEGE	<b>68.5%</b>	82.8%	83.3%	<b>80.0%</b>	76.6%	82.6%	<b>65.2%</b>	86.7%	<b>68.2%</b>	70.8%	<b>62.5%</b>	<b>82.6%</b>	<b>75.0%</b>
SO11	ATLANTA	GV0T010K	CENTRAL GEORGIA TECHNICAL COLLEGE	77.8%	92.9%	83.3%	90.9%	80.8%	<b>70.0%</b>	90.9%	87.5%	<b>75.0%</b>	100.0%	83.3%	100.0%	100.0%
SO11	ATLANTA	HG6T054K	MIDDLE GEORGIA STATE UNIVERSITY	<b>77.7%</b>	77.6%	<b>79.3%</b>	<b>78.4%</b>	<b>75.4%</b>	<b>73.7%</b>	<b>65.1%</b>	<b>66.7%</b>	80.7%	<b>62.2%</b>	70.5%	89.0%	81.0%
SO11	ATLANTA	VI8T077K	TECHNICAL EDUCATION SERVICES INC	79.5%	77.5%	<b>80.8%</b>	80.6%	77.2%	78.4%	73.3%	<b>79.6%</b>	83.4%	70.7%	<b>68.9%</b>	85.6%	<b>76.2%</b>
SO13	COLUMBIA	3PIT597K	PITTSBURGH INSTITUTE OF AERONAUTICS	<b>76.5%</b>	77.2%	81.6%	<b>79.9%</b>	<b>73.5%</b>	<b>75.8%</b>	76.1%	83.6%	<b>71.7%</b>	75.2%	<b>69.2%</b>	87.3%	<b>70.9%</b>
SO13	COLUMBIA	EC9T107R	TRIDENT TECHNICAL COLLEGE	<b>66.7%</b>	<b>40.0%</b>	<b>50.0%</b>	100.0%	<b>66.7%</b>	100.0%	75.0%	80.0%	100.0%	100.0%	75.0%	<b>75.0%</b>	100.0%
SO13	COLUMBIA	EI9T113R	GREENVILLE TECHNICAL COLLEGE	89.1%	95.8%	90.0%	84.2%	90.7%	78.9%	94.4%	80.8%	88.9%	78.9%	94.4%	85.0%	<b>70.0%</b>
SO15	ORLANDO	6EFT614K	EASTERN FLORIDA STATE COLLEGE	<b>77.2%</b>	<b>75.7%</b>	87.9%	81.9%	76.6%	<b>76.4%</b>	75.4%	<b>77.2%</b>	<b>70.4%</b>	80.0%	74.1%	88.3%	93.3%
SO15	ORLANDO	FHXT099K	FLORIDA STATE COLLEGE AT JACKSONVILLE AVIATION CEN	78.6%	79.0%	<b>76.5%</b>	<b>70.5%</b>	<b>68.7%</b>	<b>72.5%</b>	76.6%	83.6%	<b>77.3%</b>	<b>63.5%</b>	<b>68.6%</b>	86.5%	96.2%
SO15	ORLANDO	NX4T404M	EMBRY RIDDLE AERONAUTICAL UNIVERSITY	86.4%	<b>71.4%</b>	85.7%	86.6%	88.5%	78.9%	<b>69.2%</b>	85.0%	<b>77.2%</b>	77.2%	85.3%	91.0%	87.5%
SO15	ORLANDO	Q5VT572K	AVIATION INSTITUTE OF MAINTENANCE	<b>66.8%</b>	<b>69.3%</b>	<b>71.7%</b>	<b>74.7%</b>	<b>65.1%</b>	<b>73.3%</b>	<b>67.1%</b>	<b>71.0%</b>	<b>67.1%</b>	<b>66.6%</b>	<b>63.3%</b>	<b>80.1%</b>	<b>74.7%</b>
SO15	ORLANDO	6CKT604K	CENTRAL FLORIDA AEROSPACE ACADEMY	80.0%	85.0%	93.8%	<b>69.6%</b>	79.2%	78.6%	75.0%	90.9%	85.7%	81.3%	87.5%	<b>81.3%</b>	<b>62.5%</b>
SO15	ORLANDO	2RIT619K	ARI BEN AVIATOR INC	<b>75.7%</b>	<b>75.0%</b>	92.9%	<b>73.3%</b>	88.6%	<b>71.4%</b>	75.0%	<b>73.7%</b>	81.3%	<b>43.8%</b>	80.0%	<b>80.0%</b>	<b>75.0%</b>
SO19	SOUTH FLORIDA	CT9T072R	GEORGE T BAKER AVIATION TECHNICAL COLLEGE	80.6%	77.5%	84.3%	<b>79.8%</b>	80.3%	<b>74.6%</b>	71.7%	<b>78.0%</b>	82.9%	<b>70.5%</b>	70.7%	88.1%	<b>71.5%</b>
SO19	SOUTH FLORIDA	IP8T224Q	BROWARD COLLEGE	80.1%	<b>72.6%</b>	87.9%	80.7%	81.0%	<b>72.2%</b>	<b>69.0%</b>	82.9%	87.9%	71.2%	<b>64.9%</b>	87.9%	<b>70.0%</b>
SO19	SOUTH FLORIDA	WT5T076K	LORENZO WALKER TECHNICAL COLLEGE	<b>70.0%</b>	<b>60.0%</b>	100.0%	100.0%	<b>66.7%</b>	<b>75.0%</b>	100.0%	80.0%	80.0%	75.0%	<b>50.0%</b>	100.0%	100.0%
SO35	TAMPA	BU9T047R	LIVELY TECHNICAL CENTER	78.9%	78.9%	87.5%	92.3%	<b>68.6%</b>	<b>68.8%</b>	80.0%	80.0%	81.3%	93.8%	<b>61.5%</b>	100.0%	<b>50.0%</b>
SO35	TAMPA	DV9T100R	NATIONAL AVIATION ACADEMY OF MISSISSIPPI INC	78.1%	<b>76.0%</b>	<b>78.2%</b>	83.6%	<b>68.0%</b>	<b>76.6%</b>	71.2%	84.3%	<b>75.4%</b>	<b>68.8%</b>	<b>66.1%</b>	<b>77.1%</b>	78.2%
SO63	SAN JUAN	DN9T092R	PUERTO RICO AVIATION MAINTENANCE INSTITUTE	<b>44.4%</b>	<b>60.0%</b>	<b>66.7%</b>	<b>75.0%</b>	<b>66.7%</b>	<b>66.7%</b>	<b>0.0%</b>	80.0%	<b>75.0%</b>	<b>50.0%</b>	<b>25.0%</b>	100.0%	100.0%



**SCHOOL NORMS VS NATIONAL PASSING NORMS**  
**1ST TEST ATTEMPT WITHIN 60 DAYS OF GRADUATION**  
**PERCENTAGE OF QUESTIONS PASSED BY TOPIC**

**AMG**

**8080-08**  
**3 QTR 2020**

**OCT 1, 2019 TO SEP 30, 2020**

FSDO ID	FSDO NAME	SCHOOL CERTIFICATE #	SCHOOL NAME	OCT 1, 2019 TO SEP 30, 2020												
				Basic Electricity	Aircraft Drawings	Weight and Balance	Fluid Lines and Fittings	Materials and Processes	Ground Operation and Servicing	Cleaning and Corrosion Control	Mathematics	Maintenance Forms and Records	Basic Physics	Maintenance Publications	Mechanic Privileges and Limitations	Human Factors
			<b>NATIONAL</b>	<b>77.8%</b>	<b>76.7%</b>	<b>81.0%</b>	<b>80.4%</b>	<b>75.4%</b>	<b>77.3%</b>	<b>70.7%</b>	<b>80.0%</b>	<b>79.6%</b>	<b>70.5%</b>	<b>70.4%</b>	<b>84.5%</b>	<b>76.3%</b>
SW01	ALBUQUERQUE	Q8UT573K	CENTRAL NEW MEXICO COMMUNITY COLLEGE	87.5%	86.8%	96.8%	90.9%	84.8%	83.9%	90.0%	92.5%	86.7%	87.5%	83.3%	93.5%	<b>68.8%</b>
SW03	BATON ROUGE	2BTT611K	BATON ROUGE COMMUNITY COLLEGE	<b>72.2%</b>	<b>65.0%</b>	93.3%	88.9%	82.8%	80.0%	81.3%	95.0%	80.0%	81.3%	81.3%	<b>81.3%</b>	87.5%
SW03	BATON ROUGE	LVFT015K	SOUTH LOUISIANA COMMUNITY COLLEGE	<b>73.1%</b>	<b>73.3%</b>	81.8%	<b>62.5%</b>	95.2%	<b>60.0%</b>	<b>66.7%</b>	81.3%	<b>54.5%</b>	<b>66.7%</b>	<b>58.3%</b>	<b>66.7%</b>	<b>66.7%</b>
SW03	BATON ROUGE	BB9T028R	SOWELA TECHNICAL COMMUNITY COLLEGE	88.9%	100.0%	100.0%	100.0%	88.9%	<b>66.7%</b>	<b>50.0%</b>	80.0%	100.0%	75.0%	75.0%	100.0%	100.0%
SW03	BATON ROUGE	XSUT020K	SOUTHERN UNIVERSITY	100.0%	80.0%	<b>75.0%</b>	100.0%	100.0%	<b>66.7%</b>	100.0%	100.0%	100.0%	100.0%	100.0%	100.0%	100.0%
SW09	HOUSTON	9MUT613K	MICHICAGN INSTITUTE OF AERONAUTICS INC	83.5%	88.2%	83.6%	85.5%	79.5%	79.6%	<b>58.5%</b>	<b>74.0%</b>	94.3%	<b>61.8%</b>	75.0%	<b>83.6%</b>	78.6%
SW09	HOUSTON	X88T585K	AVIATION INSTITUTE OF MAINTENANCE	<b>71.2%</b>	<b>70.9%</b>	<b>61.0%</b>	<b>70.6%</b>	<b>69.1%</b>	<b>67.1%</b>	<b>58.1%</b>	<b>72.8%</b>	<b>72.4%</b>	<b>62.5%</b>	<b>62.7%</b>	<b>75.4%</b>	<b>70.3%</b>
SW11	LITTLE ROCK	AW9T023R	PULASKI TECHNICAL COLLEGE	<b>71.6%</b>	77.3%	83.3%	87.9%	<b>71.4%</b>	78.6%	73.5%	<b>79.6%</b>	93.9%	<b>68.6%</b>	75.0%	<b>77.8%</b>	88.9%
SW11	LITTLE ROCK	XSOT102K	SOUTHERN ARKANSAS UNIVERSITY TECH-TEXARKANA CAMPUS	77.8%	<b>40.0%</b>	<b>75.0%</b>	100.0%	<b>66.7%</b>	100.0%	<b>50.0%</b>	<b>40.0%</b>	100.0%	75.0%	100.0%	<b>75.0%</b>	100.0%
SW11	LITTLE ROCK	BD9T030R	SOUTHERN ARKANSAS UNIVERSITY	<b>72.2%</b>	80.0%	87.5%	87.5%	100.0%	<b>75.0%</b>	100.0%	<b>62.5%</b>	<b>75.0%</b>	75.0%	75.0%	100.0%	<b>75.0%</b>
SW13	LUBBOCK	BC9T029R	EASTERN NEW MEXICO UNIVERSITY	77.8%	<b>60.0%</b>	<b>75.0%</b>	100.0%	<b>62.5%</b>	100.0%	<b>25.0%</b>	<b>60.0%</b>	100.0%	<b>25.0%</b>	75.0%	<b>50.0%</b>	100.0%
SW13	LUBBOCK	VMCT038K	MIDLAND COLLEGE AMT	82.1%	<b>66.7%</b>	83.3%	<b>78.9%</b>	<b>46.7%</b>	<b>75.0%</b>	75.0%	82.4%	81.8%	75.0%	<b>70.0%</b>	<b>81.8%</b>	83.3%
SW13	LUBBOCK	XW5T078K	SOUTHWEST TECHNOLOGY CENTER	<b>71.7%</b>	<b>68.0%</b>	<b>75.0%</b>	<b>76.9%</b>	<b>72.7%</b>	<b>68.4%</b>	<b>70.0%</b>	<b>61.5%</b>	<b>63.2%</b>	80.0%	<b>44.4%</b>	<b>72.2%</b>	90.0%
SW13	LUBBOCK	AM0T064K	AMARILLO COLLEGE	84.1%	<b>75.0%</b>	84.2%	88.9%	86.7%	94.4%	85.0%	95.7%	85.0%	75.0%	90.0%	89.5%	80.0%
SW13	LUBBOCK	XMOT044K	TEXAS STATE TECHNICAL COLLEGE	80.4%	<b>66.7%</b>	85.0%	90.9%	89.5%	<b>68.4%</b>	78.9%	<b>77.8%</b>	<b>78.9%</b>	73.7%	<b>55.6%</b>	<b>78.9%</b>	<b>60.0%</b>
SW15	OKLAHOMA CITY	BE9T031R	METRO-TECH AVIATION CAREER CENTER	85.0%	89.1%	84.6%	81.6%	78.7%	<b>76.1%</b>	82.0%	85.1%	81.1%	78.8%	75.0%	<b>79.6%</b>	88.5%
SW15	OKLAHOMA CITY	BF9T032R	TULSA TECHNOLOGY CENTER SCHOOL DISTRICT NUMBER 18	84.9%	82.5%	84.4%	89.4%	80.9%	<b>73.3%</b>	<b>66.7%</b>	90.9%	88.9%	78.1%	<b>60.0%</b>	93.8%	87.5%
SW15	OKLAHOMA CITY	BG9T033R	GORDON COOPER TECHNOLOGY CENTER	<b>76.4%</b>	83.3%	95.7%	88.0%	85.1%	<b>76.2%</b>	73.9%	90.3%	86.4%	75.0%	78.3%	100.0%	91.7%
SW15	OKLAHOMA CITY	CB9T054R	SPARTAN EDUCATION LLC	<b>76.2%</b>	77.1%	85.2%	84.6%	<b>75.0%</b>	<b>75.5%</b>	82.1%	80.6%	<b>75.4%</b>	85.7%	75.5%	<b>82.7%</b>	<b>75.0%</b>
SW15	OKLAHOMA CITY	VVLT036R	CANADIAN VALLEY TECHNOLOGY CENTER	94.0%	<b>76.5%</b>	<b>78.6%</b>	90.9%	91.5%	77.8%	74.1%	88.6%	88.9%	85.7%	91.7%	85.7%	85.7%
SW17	SAN ANTONIO	BJ2T718K	HALLMARK UNIVERSITY, INC.	<b>73.8%</b>	77.0%	81.7%	86.1%	76.3%	82.7%	71.4%	80.8%	<b>76.2%</b>	<b>70.3%</b>	71.0%	89.9%	85.2%
SW17	SAN ANTONIO	PHJT009K	ST PHILIPS COLLEGE	85.1%	78.2%	88.6%	<b>68.6%</b>	82.3%	<b>72.5%</b>	<b>54.8%</b>	80.7%	80.0%	77.3%	<b>66.7%</b>	90.7%	81.8%

**SCHOOL NORMS VS NATIONAL PASSING NORMS**  
**1ST TEST ATTEMPT WITHIN 60 DAYS OF GRADUATION**  
**PERCENTAGE OF QUESTIONS PASSED BY TOPIC**

**AMG**

**8080-08**  
**3 QTR 2020**

**OCT 1, 2019 TO SEP 30, 2020**

FSDO ID	FSDO NAME	SCHOOL CERTIFICATE #	SCHOOL NAME	OCT 1, 2019 TO SEP 30, 2020												
				Basic Electricity	Aircraft Drawings	Weight and Balance	Fluid Lines and Fittings	Materials and Processes	Ground Operation and Servicing	Cleaning and Corrosion Control	Mathematics	Maintenance Forms and Records	Basic Physics	Maintenance Publications	Mechanic Privileges and Limitations	Human Factors
			<b>NATIONAL</b>	<b>77.8%</b>	<b>76.7%</b>	<b>81.0%</b>	<b>80.4%</b>	<b>75.4%</b>	<b>77.3%</b>	<b>70.7%</b>	<b>80.0%</b>	<b>79.6%</b>	<b>70.5%</b>	<b>70.4%</b>	<b>84.5%</b>	<b>76.3%</b>
SW17	SAN ANTONIO	ZUTT051K	TEXAS STATE TECHNICAL COLLEGE	<b>71.2%</b>	<b>64.1%</b>	<b>78.1%</b>	83.3%	76.6%	<b>70.0%</b>	<b>62.5%</b>	<b>73.2%</b>	<b>78.8%</b>	<b>62.5%</b>	<b>64.3%</b>	<b>76.7%</b>	<b>75.0%</b>
SW19	NORTH TEXAS	AZ9T026R	TARRANT COUNTY COLLEGE	79.0%	79.2%	<b>80.0%</b>	<b>71.6%</b>	82.9%	82.1%	<b>69.4%</b>	80.4%	81.6%	<b>69.3%</b>	76.5%	94.2%	<b>70.5%</b>
SW19	NORTH TEXAS	FT8T150Q	TEXAS STATE TECHNICAL COLLEGE	78.5%	<b>72.4%</b>	82.6%	83.0%	<b>69.9%</b>	81.0%	<b>69.6%</b>	<b>79.4%</b>	91.1%	74.5%	81.3%	91.7%	79.2%
SW19	NORTH TEXAS	GM8T169Q	LETOURNEAU UNIVERSITY	78.7%	80.9%	83.0%	82.1%	79.0%	80.0%	81.5%	82.4%	85.2%	75.0%	74.1%	92.5%	89.3%
SW19	NORTH TEXAS	U5DT571K	AVIATION INSTITUTE OF MAINTENANCE	<b>68.8%</b>	<b>67.9%</b>	<b>72.0%</b>	<b>70.2%</b>	<b>67.7%</b>	<b>72.4%</b>	<b>59.5%</b>	<b>73.8%</b>	<b>73.7%</b>	<b>60.4%</b>	<b>65.8%</b>	<b>81.0%</b>	<b>74.8%</b>
SW31	JACKSON	DU9T099R	HINDS COMMUNITY COLLEGE DISTRICT	84.4%	85.3%	<b>80.8%</b>	85.0%	77.7%	86.3%	<b>70.4%</b>	83.3%	80.8%	<b>64.3%</b>	71.7%	94.4%	<b>71.4%</b>
SW31	JACKSON	EH9T112R	NORTHWEST MISSISSIPPI COMMUNITY COLLEGE	77.8%	85.0%	81.3%	87.9%	80.6%	92.9%	83.3%	81.4%	82.1%	<b>68.8%</b>	<b>68.8%</b>	<b>78.1%</b>	<b>62.5%</b>
WP01	VAN NUYS	CZ9T078R	NORTH VALLEY OCCUPATIONAL CENTER	82.4%	83.3%	<b>75.0%</b>	90.6%	77.9%	<b>70.3%</b>	<b>67.5%</b>	86.3%	90.5%	82.1%	77.8%	89.5%	85.0%
WP01	VAN NUYS	VLTT024K	ANTELOPE VALLEY COMMUNITY COLLEGE	<b>73.9%</b>	<b>75.0%</b>	100.0%	87.5%	86.7%	<b>72.2%</b>	85.0%	83.3%	<b>66.7%</b>	85.0%	<b>66.7%</b>	89.5%	80.0%
WP05	LONG BEACH	DP9T094R	ORANGE COAST COLLEGE	87.2%	<b>76.0%</b>	<b>68.4%</b>	89.5%	75.6%	<b>73.7%</b>	83.3%	<b>73.9%</b>	<b>75.0%</b>	<b>70.0%</b>	76.5%	88.9%	<b>70.0%</b>
WP07	SCOTTSDALE	7WET596K	WESTERN MARICOPA EDUCATION CENTER	78.9%	81.4%	83.3%	81.6%	76.0%	<b>66.7%</b>	80.9%	81.4%	89.2%	80.0%	80.3%	88.9%	77.8%
WP07	SCOTTSDALE	GBIT003K	CHANDLER-GILBERT COMMUNITY COLLEGE	<b>74.3%</b>	80.4%	82.4%	86.8%	78.6%	<b>76.3%</b>	76.2%	<b>74.5%</b>	81.1%	73.2%	<b>69.7%</b>	93.3%	78.1%
WP07	SCOTTSDALE	IZPT564X	PIMA COUNTY COMMUNITY COLLEGE	85.7%	83.3%	87.5%	93.8%	76.5%	<b>71.4%</b>	86.7%	100.0%	87.5%	78.6%	87.5%	93.8%	87.5%
WP09	SAN DIEGO	CM9T065R	SAN DIEGO COMMUNITY COLLEGE DISTRICT	<b>69.4%</b>	83.3%	<b>73.3%</b>	88.9%	<b>73.3%</b>	<b>68.8%</b>	81.3%	95.0%	<b>66.7%</b>	<b>56.3%</b>	<b>62.5%</b>	<b>75.0%</b>	<b>62.5%</b>
WP13	HONOLULU	DI9T087R	HONOLULU COMMUNITY COLLEGE - DEPT OF AERONAUTICS	80.0%	87.0%	94.7%	<b>78.9%</b>	90.7%	<b>72.2%</b>	<b>68.4%</b>	81.5%	94.4%	<b>52.6%</b>	80.0%	100.0%	<b>70.0%</b>
WP15	SAN JOSE	DJ9T088R	GAVILAN COLLEGE	81.0%	81.8%	88.4%	92.9%	78.9%	81.1%	73.8%	93.0%	94.7%	72.7%	<b>69.8%</b>	<b>83.3%</b>	<b>72.7%</b>
WP17	FRESNO	CU3T436L	REEDLEY COLLEGE	85.7%	89.1%	93.0%	93.6%	81.5%	79.5%	77.5%	94.6%	89.5%	79.5%	81.0%	<b>81.8%</b>	81.8%
WP17	FRESNO	YSJT030K	SAN JOAQUIN VALLEY COLLEGE INC	<b>76.9%</b>	83.3%	<b>78.9%</b>	81.3%	78.9%	79.5%	76.9%	<b>68.6%</b>	86.1%	<b>62.5%</b>	74.4%	92.5%	80.0%
WP19	LAS VEGAS	9VMT610K	AVIATION INSTITUTE OF MAINTENANCE	<b>76.4%</b>	<b>76.4%</b>	<b>74.9%</b>	<b>74.7%</b>	<b>70.9%</b>	<b>70.6%</b>	<b>65.1%</b>	<b>75.8%</b>	<b>74.9%</b>	<b>65.7%</b>	<b>64.6%</b>	84.8%	<b>73.8%</b>
WP21	RIVERSIDE	7BIT627K	BOUNTY ISLAND CORPORATION	<b>77.4%</b>	<b>67.9%</b>	81.5%	<b>64.6%</b>	<b>72.4%</b>	<b>66.7%</b>	<b>63.6%</b>	<b>73.6%</b>	<b>77.4%</b>	73.5%	<b>63.1%</b>	95.4%	<b>67.6%</b>
WP21	RIVERSIDE	CK9T063R	CHAFFEY COMMUNITY COLLEGE	80.6%	76.9%	84.5%	<b>78.0%</b>	84.0%	<b>72.8%</b>	72.4%	<b>71.3%</b>	85.5%	<b>65.1%</b>	<b>69.7%</b>	88.0%	81.0%
WP21	RIVERSIDE	HO8T197Q	SAN BERNARDINO VALLEY COLLEGE	88.9%	84.2%	86.7%	87.5%	82.6%	<b>73.3%</b>	<b>56.3%</b>	<b>73.9%</b>	<b>78.6%</b>	80.0%	<b>68.8%</b>	100.0%	<b>75.0%</b>



**SCHOOL NORMS VS NATIONAL PASSING NORMS**  
**1ST TEST ATTEMPT WITHIN 60 DAYS OF GRADUATION**  
**PERCENTAGE OF QUESTIONS PASSED BY TOPIC**

**AMG**

**8080-08**  
**3 QTR 2020**

**OCT 1, 2019 TO SEP 30, 2020**

FSDO ID	FSDO NAME	SCHOOL CERTIFICATE #	SCHOOL NAME	OCT 1, 2019 TO SEP 30, 2020												
				Basic Electricity	Aircraft Drawings	Weight and Balance	Fluid Lines and Fittings	Materials and Processes	Ground Operation and Servicing	Cleaning and Corrosion Control	Mathematics	Maintenance Forms and Records	Basic Physics	Maintenance Publications	Mechanic Privileges and Limitations	Human Factors
			<b>NATIONAL</b>	<b>77.8%</b>	<b>76.7%</b>	<b>81.0%</b>	<b>80.4%</b>	<b>75.4%</b>	<b>77.3%</b>	<b>70.7%</b>	<b>80.0%</b>	<b>79.6%</b>	<b>70.5%</b>	<b>70.4%</b>	<b>84.5%</b>	<b>76.3%</b>
WP23	LOS ANGELES	GH3T527L	WEST LOS ANGELES COLLEGE	84.2%	<b>65.0%</b>	<b>71.4%</b>	<b>64.3%</b>	<b>66.7%</b>	85.7%	81.3%	80.0%	<b>77.8%</b>	<b>68.8%</b>	<b>66.7%</b>	100.0%	100.0%
WP23	LOS ANGELES	NR0T084K	SPARTAN COLLEGE OF AERONAUTICS & TECHNOLOGY	<b>77.6%</b>	79.2%	82.5%	<b>76.6%</b>	<b>73.3%</b>	78.9%	71.0%	81.4%	82.2%	<b>67.6%</b>	73.9%	84.6%	<b>75.7%</b>
WP25	SACRAMENTO	BI9T035R	SACRAMENTO CITY COLLEGE	92.7%	79.3%	<b>73.9%</b>	100.0%	87.5%	87.0%	81.8%	82.8%	81.8%	83.3%	78.3%	100.0%	<b>75.0%</b>
WP25	SACRAMENTO	DB9T080R	SOLANO COMM COLLEGE SCHOOL OF AERO	<b>75.0%</b>	<b>66.7%</b>	100.0%	88.9%	<b>66.7%</b>	80.0%	83.3%	<b>73.3%</b>	<b>76.9%</b>	<b>50.0%</b>	<b>60.0%</b>	100.0%	83.3%
WP27	OAKLAND	2AQT602K	AVIATION INSTITUTE OF MAINTENANCE OAKLAND CAMPUS	84.9%	<b>75.8%</b>	83.1%	<b>72.4%</b>	<b>75.1%</b>	82.1%	<b>64.2%</b>	83.5%	<b>77.1%</b>	<b>66.9%</b>	<b>69.7%</b>	<b>80.0%</b>	<b>71.9%</b>
WP27	OAKLAND	CO9T067R	COLLEGE OF ALAMEDA	79.0%	<b>69.4%</b>	82.4%	<b>75.0%</b>	<b>75.2%</b>	<b>75.0%</b>	<b>54.2%</b>	<b>72.7%</b>	<b>68.8%</b>	<b>52.9%</b>	71.4%	<b>82.4%</b>	<b>61.5%</b>
WP27	OAKLAND	DC9T081R	CITY COLLEGE OF SAN FRANCISCO	88.9%	<b>30.0%</b>	<b>75.0%</b>	100.0%	77.8%	85.7%	85.7%	90.0%	85.7%	87.5%	<b>62.5%</b>	87.5%	<b>50.0%</b>
WP25	SACRAMENTO	BI9T035R	SACRAMENTO CITY COLLEGE	90.7%	<b>76.3%</b>	82.4%	92.1%	82.5%	85.7%	79.5%	84.0%	86.3%	80.3%	87.7%	91.9%	84.2%
WP25	SACRAMENTO	DB9T080R	SOLANO COMM COLLEGE SCHOOL OF AERO	88.9%	<b>60.0%</b>	100.0%	100.0%	<b>66.7%</b>	<b>66.7%</b>	100.0%	100.0%	100.0%	<b>25.0%</b>	<b>50.0%</b>	100.0%	<b>50.0%</b>
WP27	OAKLAND	2AQT602K	AVIATION INSTITUTE OF MAINTENANCE OAKLAND CAMPUS	87.2%	80.0%	81.4%	<b>74.8%</b>	78.7%	83.0%	<b>67.4%</b>	84.7%	84.9%	<b>69.0%</b>	<b>68.3%</b>	<b>82.8%</b>	<b>68.9%</b>
WP27	OAKLAND	CO9T067R	COLLEGE OF ALAMEDA	78.9%	<b>70.4%</b>	84.5%	82.0%	81.7%	81.7%	<b>68.7%</b>	<b>70.3%</b>	<b>78.0%</b>	<b>62.1%</b>	76.3%	<b>82.6%</b>	<b>72.7%</b>
WP27	OAKLAND	DC9T081R	CITY COLLEGE OF SAN FRANCISCO	80.6%	<b>50.0%</b>	81.3%	91.3%	<b>75.0%</b>	<b>73.3%</b>	80.0%	<b>77.3%</b>	<b>76.9%</b>	87.5%	<b>62.5%</b>	87.5%	<b>50.0%</b>

**SCHOOL NORMS VS NATIONAL PASSING NORMS**  
**1ST TEST ATTEMPT WITHIN 60 DAYS OF GRADUATION**  
**PERCENTAGE OF QUESTIONS PASSED BY TOPIC**

**AMP**

**8080-08**  
**3 QTR 2020**

**OCT 1, 2019 TO SEP 30, 2020**

FSDO ID	FSDO NAME	SCHOOL CERTIFICATE #	SCHOOL NAME	OCT 1, 2019 TO SEP 30, 2020														
				Reciprocating Engines	Turbine Engines	Engine Inspection	Engine Instrument Systems	Engine Fire Protection Systems	Engine Electrical Systems	Lubrication Systems	Ignition and Starting Systems	Fuel Metering Systems	Engine Fuel Systems	Induction and Engine Airflow Systems	Engine Cooling Systems	Engine Exhaust and Reverser Systems	Propellers	Auxiliary Power Units
			<b>NATIONAL</b>	81.9%	78.6%	78.6%	79.0%	78.0%	77.8%	75.4%	76.0%	76.7%	79.0%	75.5%	82.3%	74.5%	79.3%	75.2%
AL01	FAIRBANKS	DW9T101R	UNIVERSITY OF ALASKA FAIRBANKS	83.3%	85.3%	77.8%	60.0%	88.9%	85.7%	74.1%	77.1%	81.5%	75.0%	83.3%	77.8%	75.0%	86.7%	66.7%
AL03	ANCHORAGE	DQ9T095R	UNIVERSITY OF ALASKA ANCHORAGE	78.2%	78.9%	78.1%	85.5%	84.8%	78.2%	83.8%	80.8%	69.7%	75.0%	68.2%	90.9%	80.0%	81.7%	72.7%
CE01	DES MOINES	BJ9T036R	IOWA WESTERN COMMUNITY COLLEGE	95.0%	75.0%	100.0%	80.0%	66.7%	85.7%	77.8%	81.8%	76.5%	75.0%	75.0%	83.3%	88.9%	86.7%	100.0%
CE01	DES MOINES	BL9T038R	INDIAN HILLS COMMUNITY COLLEGE	95.0%	83.3%	80.0%	80.0%	83.3%	92.9%	100.0%	77.3%	66.7%	100.0%	62.5%	100.0%	77.8%	96.6%	100.0%
CE03	ST LOUIS	CY9T077R	STATE TECHNICAL COLLEGE OF MISSOURI	80.0%	75.0%	78.6%	84.0%	86.7%	86.1%	80.0%	74.5%	73.3%	70.0%	75.0%	73.3%	76.2%	76.7%	66.7%
CE03	ST LOUIS	DEMT159D	COMMUNITY COLLEGE DISTRICT NUMBER 522	92.2%	78.3%	88.0%	80.0%	74.1%	84.1%	80.2%	86.1%	87.7%	86.1%	86.1%	85.2%	81.6%	86.7%	66.7%
CE05	KANSAS CITY	U5ET092K	TECHNICAL EDUCATION SERVICES INC	75.6%	71.8%	75.0%	76.3%	70.8%	69.6%	63.9%	68.3%	72.7%	81.3%	85.9%	77.1%	59.4%	71.6%	61.1%
CE07	WICHITA	Q6ZT586K	WICHITA AREA TECHNICAL COLLEGE	82.7%	84.7%	88.1%	76.0%	88.9%	76.2%	80.7%	77.4%	83.0%	80.0%	81.7%	86.7%	87.3%	77.3%	86.7%
CE09	LINCOLN	BX9T050R	WESTERN NEBRASKA COMMUNITY COLLEGE	87.8%	87.7%	96.2%	91.1%	88.9%	92.1%	82.7%	78.2%	85.2%	77.8%	77.8%	85.2%	83.8%	74.1%	77.8%
CE17	LOUISVILLE	9JCT625K	JEFFERSON COMMUNITY TECHNICAL COLLEGE	88.0%	82.9%	81.4%	89.3%	73.3%	83.2%	75.6%	82.9%	78.2%	80.0%	83.3%	80.0%	88.7%	79.7%	77.8%
CE17	LOUISVILLE	EE9T109R	SOMERSET COMMUNITY COLLEGE	70.0%	100.0%	33.3%	60.0%	100.0%	71.4%	77.8%	72.7%	66.7%	75.0%	75.0%	66.7%	100.0%	78.6%	0.0%
CE19	NASHVILLE	MQJT005K	DEPT OF AEROSPACE MIDDLE TENNESSEE	80.0%	71.1%	85.0%	74.3%	90.5%	73.5%	74.6%	61.5%	77.4%	67.9%	67.9%	76.2%	79.3%	76.2%	87.5%
CE19	NASHVILLE	N4IT070K	NORTH CENTRAL INSTITUTE	85.0%	83.3%	100.0%	90.0%	88.9%	74.4%	72.2%	72.7%	84.9%	83.3%	79.2%	88.9%	76.9%	87.6%	57.1%
CE19	NASHVILLE	NVST018K	TENNESSEE COLLEGE OF APPLIED TECHNOLOGY, NASHVILLE	85.5%	75.3%	82.8%	82.0%	83.3%	83.8%	76.1%	82.8%	81.9%	83.8%	83.8%	85.0%	74.4%	79.0%	69.2%
CE19	NASHVILLE	O0ET097K	TENNESSEE COLLEGE OF APPLIED TECHNOLOGY MORRISTOWN	85.5%	76.7%	78.8%	72.7%	72.7%	80.8%	78.8%	75.0%	78.8%	75.0%	79.5%	87.9%	86.4%	80.9%	69.2%
CE21	MEMPHIS	EF9T110R	TENNESSEE COLLEGES OF APPLIED TECHNOLOGY-MEMPHIS	78.6%	76.4%	66.1%	79.0%	85.7%	75.0%	74.6%	68.4%	79.3%	76.2%	72.6%	85.7%	75.0%	78.3%	81.8%
EA01	ALBANY	VXYT570K	MOHAWK VALLEY COMMUNITY COLLEGE	91.0%	82.2%	75.0%	80.0%	80.0%	81.4%	86.7%	82.1%	83.3%	80.0%	77.5%	90.0%	73.8%	78.7%	90.0%

**SCHOOL NORMS VS NATIONAL PASSING NORMS**  
**1ST TEST ATTEMPT WITHIN 60 DAYS OF GRADUATION**  
**PERCENTAGE OF QUESTIONS PASSED BY TOPIC**

**AMP**

**8080-08**  
**3 QTR 2020**

**OCT 1, 2019 TO SEP 30, 2020**

FSDO ID	FSDO NAME	SCHOOL CERTIFICATE #	SCHOOL NAME	OCT 1, 2019 TO SEP 30, 2020														
				Reciprocating Engines	Turbine Engines	Engine Inspection	Engine Instrument Systems	Engine Fire Protection Systems	Engine Electrical Systems	Lubrication Systems	Ignition and Starting Systems	Fuel Metering Systems	Engine Fuel Systems	Induction and Engine Airflow Systems	Engine Cooling Systems	Engine Exhaust and Reverser Systems	Propellers	Auxiliary Power Units
			<b>NATIONAL</b>	81.9%	78.6%	78.6%	79.0%	78.0%	77.8%	75.4%	76.0%	76.7%	79.0%	75.5%	82.3%	74.5%	79.3%	75.2%
EA03	ALLEGHENY	HE1T189K	PITTSBURGH INSTITUTE OF AERONAUTICS	82.0%	76.1%	78.4%	76.6%	75.9%	73.1%	74.8%	78.4%	75.6%	79.5%	69.5%	77.8%	69.5%	79.3%	78.0%
EA07	BALTIMORE	I4PT091K	PITTSBURGH INSTITUTE OF AERONAUTICS	79.8%	75.5%	71.4%	75.0%	75.0%	76.8%	74.6%	78.7%	66.7%	68.8%	67.4%	72.6%	65.4%	79.8%	70.8%
EA09	CHARLESTON	MUET028K	ROBERT C BYRD NATIONAL AEROSPACE EDUCATION CENTER	88.0%	89.8%	66.7%	96.0%	53.3%	82.9%	93.3%	75.0%	80.0%	80.0%	85.0%	86.7%	90.0%	82.7%	80.0%
EA11	FARMINGDALE	AI9T009R	LEWIS WILSON TECHNOLOGICAL CENTER	87.1%	85.2%	76.2%	80.0%	81.0%	83.7%	81.0%	83.8%	79.4%	71.4%	92.9%	85.7%	82.1%	79.0%	42.9%
EA13	HARRISBURG	PNZT013K	PENN COLLEGE OF TECHNOLOGY	89.1%	83.1%	78.1%	96.4%	78.8%	85.9%	78.8%	89.4%	87.8%	84.1%	95.5%	87.9%	86.7%	84.1%	75.0%
EA15	NEW YORK CITY	AA9T001R	AVIATION TRAINING INSTITUTE AT VAUGHN COLLEGE OF AERONAUTICS	83.6%	78.6%	77.4%	80.0%	78.8%	89.6%	77.8%	82.0%	76.3%	81.8%	75.0%	78.8%	71.7%	74.5%	61.5%
EA17	PHILADELPHIA	7DET592K	DELAWARE TECHNICAL AND COMMUNITY COLLEGE	72.0%	81.7%	86.7%	84.0%	66.7%	82.9%	80.0%	74.5%	82.2%	80.0%	80.0%	93.3%	65.0%	77.0%	83.3%
EA17	PHILADELPHIA	AR9T018R	AVIATION INSTITUTE OF MAINTENANCE INC	83.5%	82.8%	68.4%	82.4%	75.5%	72.9%	70.6%	78.5%	77.0%	75.7%	72.1%	82.4%	70.7%	78.8%	74.4%
EA21	RICHMOND	B12T578K	BLUE RIDGE COMMUNITY COLLEGE	100.0%	91.7%	66.7%	100.0%	66.7%	100.0%	88.9%	100.0%	88.9%	100.0%	75.0%	100.0%	75.0%	85.7%	100.0%
EA21	RICHMOND	L48T855K	LIBERTY UNIVERSITY	87.4%	83.2%	84.1%	92.2%	78.3%	84.8%	81.2%	77.0%	81.6%	85.9%	78.3%	94.2%	71.7%	76.8%	84.0%
EA21	RICHMOND	LQPT037K	TRAINING SERVICES INC	81.8%	78.5%	79.2%	74.5%	77.8%	74.4%	69.9%	74.0%	74.8%	80.9%	76.0%	77.8%	76.4%	78.4%	79.4%
EA25	TETERBORO	BV9T048R	TETERBORO SCHOOL OF AERONAUTICS INC	80.5%	74.9%	79.4%	74.5%	75.8%	77.4%	74.7%	72.5%	70.7%	80.7%	70.5%	84.8%	67.0%	76.2%	60.9%
EA27	WASHINGTON	AQ9T017R	UNIVERSITY OF THE DISTRICT OF COLUMBIA	85.0%	87.5%	66.7%	100.0%	83.3%	78.6%	77.8%	86.4%	72.2%	62.5%	100.0%	66.7%	75.0%	83.3%	100.0%
EA27	WASHINGTON	U6ET095K	TECHNICAL EDUCATION SERVICES INC	82.5%	84.3%	75.9%	75.7%	85.7%	78.7%	82.1%	78.9%	81.6%	84.8%	81.3%	90.5%	77.8%	87.8%	71.9%
EA39	GREENSBORO	CUMT104K	CRAVEN COMMUNITY COLLEGE	91.7%	81.7%	70.6%	90.0%	88.9%	88.4%	87.0%	86.6%	87.0%	91.7%	95.8%	94.4%	88.0%	93.3%	66.7%
EA39	GREENSBORO	DT9T098R	WAYNE COMMUNITY COLLEGE	87.5%	78.3%	85.7%	71.7%	86.1%	78.8%	76.9%	78.2%	84.1%	77.1%	79.2%	88.9%	73.5%	82.6%	64.3%
EA39	GREENSBORO	EJ9T114R	GUILFORD TECHNICAL COMMUNITY COLLEGE	83.8%	82.6%	85.3%	85.0%	83.3%	81.1%	77.3%	79.9%	81.8%	87.5%	84.4%	91.7%	82.0%	86.3%	81.5%
EA61	BOSTON	61CT616K	CAPE COD COMMUNITY COLLEGE	77.2%	80.4%	75.0%	80.0%	81.5%	85.7%	77.8%	83.0%	78.1%	84.7%	80.6%	77.8%	75.7%	82.6%	90.0%

**SCHOOL NORMS VS NATIONAL PASSING NORMS**  
**1ST TEST ATTEMPT WITHIN 60 DAYS OF GRADUATION**  
**PERCENTAGE OF QUESTIONS PASSED BY TOPIC**

**AMP**

**8080-08**  
**3 QTR 2020**

**OCT 1, 2019 TO SEP 30, 2020**

FSDO ID	FSDO NAME	SCHOOL CERTIFICATE #	SCHOOL NAME	OCT 1, 2019 TO SEP 30, 2020														
				Reciprocating Engines	Turbine Engines	Engine Inspection	Engine Instrument Systems	Engine Fire Protection Systems	Engine Electrical Systems	Lubrication Systems	Ignition and Starting Systems	Fuel Metering Systems	Engine Fuel Systems	Induction and Engine Airflow Systems	Engine Cooling Systems	Engine Exhaust and Reverser Systems	Propellers	Auxiliary Power Units
			<b>NATIONAL</b>	<b>81.9%</b>	<b>78.6%</b>	<b>78.6%</b>	<b>79.0%</b>	<b>78.0%</b>	<b>77.8%</b>	<b>75.4%</b>	<b>76.0%</b>	<b>76.7%</b>	<b>79.0%</b>	<b>75.5%</b>	<b>82.3%</b>	<b>74.5%</b>	<b>79.3%</b>	<b>75.2%</b>
EA61	BOSTON	EC6T068K	NATIONAL AVIATION ACADEMY OF NEW ENGLAND	<b>75.9%</b>	<b>76.1%</b>	<b>69.4%</b>	<b>76.5%</b>	80.4%	<b>72.5%</b>	<b>74.0%</b>	<b>69.1%</b>	<b>70.9%</b>	<b>75.4%</b>	<b>69.9%</b>	<b>72.1%</b>	76.8%	<b>72.1%</b>	<b>68.1%</b>
EA63	WINDSOR LOCKS	EM9T117R	CONNECTICUT AERO TECH SCHOOL	85.0%	84.8%	87.5%	88.6%	78.6%	84.7%	81.7%	79.6%	81.7%	82.1%	85.7%	<b>81.0%</b>	86.2%	88.1%	<b>71.4%</b>
EA63	WINDSOR LOCKS	TF5T221N	STRATFORD SCHOOL FOR AVIATION MAINTENANCE TECHNICI	84.4%	81.5%	92.0%	82.2%	88.9%	93.7%	87.7%	80.8%	83.3%	88.9%	83.3%	88.9%	78.9%	87.3%	92.3%
EA65	PORTLAND	NSUT025K	NASHUA COMMUNITY COLLEGE	92.5%	<b>76.1%</b>	<b>66.7%</b>	85.0%	<b>75.0%</b>	82.1%	<b>69.4%</b>	<b>60.9%</b>	80.6%	81.3%	93.8%	91.7%	75.0%	83.3%	<b>75.0%</b>
EA65	PORTLAND	VMQT049K	BURLINGTON TECHNICAL CENTER	93.3%	83.3%	100.0%	93.3%	<b>77.8%</b>	100.0%	85.2%	93.9%	88.5%	100.0%	<b>58.3%</b>	<b>77.8%</b>	75.0%	84.4%	<b>50.0%</b>
GL03	DUPAGE	AN9T014R	LEWIS UNIVERSITY	83.7%	<b>76.5%</b>	80.3%	<b>77.8%</b>	80.2%	84.1%	81.9%	83.1%	76.9%	86.1%	77.8%	87.7%	77.9%	86.8%	87.1%
GL03	DUPAGE	BS9T045R	ROCK VALLEY COLLEGE AVIATION TECH	85.0%	87.1%	<b>72.2%</b>	83.3%	<b>77.8%</b>	<b>76.2%</b>	88.9%	92.6%	88.9%	95.8%	100.0%	83.3%	91.7%	85.6%	83.3%
GL05	CINCINNATI	AC9T003R	MIAMI VALLEY CAREER TECHNOLOGY CENTER	86.3%	<b>74.7%</b>	87.0%	<b>72.5%</b>	<b>75.0%</b>	<b>73.7%</b>	76.4%	80.9%	81.7%	93.8%	87.5%	95.8%	78.8%	<b>79.0%</b>	<b>44.4%</b>
GL05	CINCINNATI	AD9T004R	CINCINNATI STATE TECHNICAL AND COMMUNITY COLLEGE	88.8%	82.1%	91.7%	<b>77.5%</b>	<b>70.8%</b>	82.1%	<b>75.0%</b>	83.1%	80.6%	84.4%	81.3%	91.7%	75.0%	85.8%	87.5%
GL05	CINCINNATI	GOKT001K	GREAT OAKS JOINT VOCATIONAL SCHOOL	<b>75.0%</b>	83.3%	100.0%	90.0%	100.0%	85.7%	88.9%	77.3%	<b>38.9%</b>	<b>62.5%</b>	<b>50.0%</b>	<b>66.7%</b>	88.9%	80.0%	<b>50.0%</b>
GL05	CINCINNATI	XSCT086K	SINCLAIR COMMUNITY COLLEGE	96.7%	85.7%	88.9%	<b>73.3%</b>	<b>55.6%</b>	90.5%	<b>63.0%</b>	85.3%	76.9%	91.7%	<b>75.0%</b>	<b>77.8%</b>	<b>58.3%</b>	<b>75.6%</b>	<b>75.0%</b>
GL07	COLUMBUS	DL9T090R	COLUMBUS STATE COMMUNITY COLLEGE	<b>78.0%</b>	85.0%	<b>71.4%</b>	80.0%	86.7%	82.9%	77.8%	80.0%	<b>71.1%</b>	90.0%	<b>65.0%</b>	86.7%	85.7%	<b>77.0%</b>	83.3%
GL09	GRAND RAPIDS	JX8T258Q	WESTERN MICHIGAN UNIVERSITY COLLEGE OF AVIATION	82.5%	<b>76.6%</b>	81.8%	95.0%	83.3%	79.3%	<b>75.0%</b>	<b>71.1%</b>	<b>69.4%</b>	87.5%	87.5%	<b>75.0%</b>	82.4%	83.1%	<b>50.0%</b>
GL09	GRAND RAPIDS	M90T074K	SCHOOL OF MISSIONARY AVIATION TECHNOLOGY	87.6%	<b>77.4%</b>	83.3%	80.0%	82.4%	79.2%	78.4%	76.0%	85.0%	80.9%	86.8%	94.1%	85.9%	87.0%	94.1%
GL09	GRAND RAPIDS	NSBT012K	NORTHERN MICHIGAN UNIVERSITY SCHOOL OF TECHNOLOGY	<b>80.0%</b>	<b>66.7%</b>	100.0%	100.0%	100.0%	100.0%	<b>66.7%</b>	<b>63.6%</b>	77.8%	100.0%	<b>50.0%</b>	100.0%	100.0%	<b>66.7%</b>	100.0%
GL09	GRAND RAPIDS	LW5T030N	ANDREWS UNIVERSITY	82.2%	<b>70.5%</b>	<b>69.2%</b>	86.7%	<b>77.8%</b>	<b>60.3%</b>	<b>70.4%</b>	<b>72.5%</b>	<b>69.6%</b>	83.3%	<b>66.7%</b>	85.2%	<b>64.9%</b>	<b>78.5%</b>	<b>54.5%</b>
GL11	INDIANAPOLIS	CG9T059R	PURDUE UNIV DEPT OF AVIATION TECH	<b>75.0%</b>	81.3%	81.8%	82.5%	<b>70.8%</b>	<b>75.0%</b>	<b>68.1%</b>	<b>63.6%</b>	<b>74.6%</b>	<b>75.0%</b>	<b>59.4%</b>	<b>79.2%</b>	<b>73.5%</b>	<b>77.3%</b>	<b>60.0%</b>
GL11	INDIANAPOLIS	IV7T579K	IVY TECH COMMUNITY COLLEGE NORTHEAST	<b>70.0%</b>	<b>60.0%</b>	<b>62.5%</b>	<b>73.3%</b>	<b>77.8%</b>	<b>52.4%</b>	<b>66.7%</b>	82.4%	<b>74.1%</b>	<b>66.7%</b>	91.7%	<b>66.7%</b>	<b>61.5%</b>	<b>73.3%</b>	<b>33.3%</b>
GL11	INDIANAPOLIS	PF2T081L	VINCENNES UNIVERSITY	93.5%	86.8%	86.2%	90.0%	81.7%	81.8%	80.6%	85.3%	86.7%	88.8%	85.0%	85.0%	76.8%	84.0%	<b>73.9%</b>

**SCHOOL NORMS VS NATIONAL PASSING NORMS**  
**1ST TEST ATTEMPT WITHIN 60 DAYS OF GRADUATION**  
**PERCENTAGE OF QUESTIONS PASSED BY TOPIC**

**AMP**

**8080-08**  
**3 QTR 2020**

**OCT 1, 2019 TO SEP 30, 2020**

FSDO ID	FSDO NAME	SCHOOL CERTIFICATE #	SCHOOL NAME	OCT 1, 2019 TO SEP 30, 2020														
				Reciprocating Engines	Turbine Engines	Engine Inspection	Engine Instrument Systems	Engine Fire Protection Systems	Engine Electrical Systems	Lubrication Systems	Ignition and Starting Systems	Fuel Metering Systems	Engine Fuel Systems	Induction and Engine Airflow Systems	Engine Cooling Systems	Engine Exhaust and Reverser Systems	Propellers	Auxiliary Power Units
			<b>NATIONAL</b>	81.9%	78.6%	78.6%	79.0%	78.0%	77.8%	75.4%	76.0%	76.7%	79.0%	75.5%	82.3%	74.5%	79.3%	75.2%
GL11	INDIANAPOLIS	USBT077S	AMERICAN TRANS AIR TRAINING CORPORATION	84.3%	79.6%	72.7%	66.7%	79.4%	79.6%	76.2%	76.4%	84.7%	77.4%	79.8%	77.8%	82.6%	83.1%	81.8%
GL13	MILWAUKEE	CF9T058R	MILWAUKEE AREA TECHNICAL COLLEGE	92.9%	81.7%	100.0%	82.9%	81.0%	81.6%	81.0%	74.7%	74.6%	85.7%	85.7%	100.0%	75.0%	85.7%	100.0%
GL13	MILWAUKEE	OAYT031K	FOX VALLEY TECHNICAL SCHOOL	86.7%	91.1%	85.4%	86.7%	88.9%	81.9%	76.3%	75.9%	90.4%	93.3%	83.3%	86.7%	85.9%	81.3%	93.3%
GL15	MINNEAPOLIS	6LRT617K	LAKE SUPERIOR COLLEGE	80.0%	75.0%	66.7%	86.7%	88.9%	85.7%	51.9%	54.5%	66.7%	50.0%	83.3%	77.8%	83.3%	71.1%	66.7%
GL15	MINNEAPOLIS	CH9T060R	NORTHLAND COMMUNITY AND TECHNICAL COLLEGE	83.3%	76.4%	80.8%	73.3%	66.7%	65.1%	69.1%	69.3%	70.9%	75.0%	63.9%	88.9%	78.4%	79.3%	54.5%
GL15	MINNEAPOLIS	CI9T061R	MINNEAPOLIS COMMUNITY AND TECHNICAL COLLEGE	91.4%	84.3%	90.5%	80.0%	85.7%	82.4%	79.4%	84.6%	81.0%	89.3%	92.9%	76.2%	78.6%	87.4%	100.0%
GL19	SPRINGFIELD	BNZT547C	SOUTHERN ILLINOIS UNIV AVN TECH	76.7%	85.7%	55.6%	73.3%	88.9%	61.9%	70.4%	70.6%	70.4%	83.3%	83.3%	77.8%	41.7%	75.6%	100.0%
GL19	SPRINGFIELD	L9LT087K	LINCOLN LAND COMMUNITY COLLEGE	80.0%	83.3%	87.5%	86.7%	66.7%	85.7%	77.8%	81.8%	85.2%	75.0%	91.7%	100.0%	92.3%	84.4%	66.7%
GL23	EAST MICHIGAN	BN9T040R	MIAT COLLEGE OF TECHNOLOGY	74.1%	82.8%	76.7%	75.2%	73.6%	75.9%	70.9%	79.9%	73.7%	75.0%	73.3%	80.5%	69.2%	73.9%	69.7%
GL23	EAST MICHIGAN	JW8T257Q	LANSING COMMUNITY COLLEGE	87.0%	86.2%	71.4%	86.0%	66.7%	74.3%	73.3%	71.1%	76.7%	77.5%	80.0%	90.0%	78.6%	86.7%	50.0%
GL25	CLEVELAND	AE9T005R	AEROSPACE CENTER	87.1%	81.9%	81.0%	85.7%	85.7%	85.7%	82.5%	78.2%	81.0%	89.3%	85.7%	95.2%	67.9%	80.0%	100.0%
GL25	CLEVELAND	P6HT576K	PITTSBURGH INSTITUTE OF AERONAUTICS	85.8%	78.3%	80.8%	77.5%	72.2%	74.2%	76.5%	79.5%	73.3%	72.2%	72.5%	75.9%	74.1%	82.9%	77.2%
GL27	RAPID CITY	OV5T107N	LAKE AREA TECHNICAL INSTITUTE	93.8%	92.6%	83.3%	82.5%	87.5%	77.6%	88.9%	80.0%	83.1%	87.5%	87.5%	83.3%	90.6%	84.7%	66.7%
NM01	SEATTLE	EU9T125R	EVERETT COMMUNITY COLLEGE	92.0%	86.4%	78.6%	92.0%	93.3%	82.9%	88.9%	83.9%	86.7%	100.0%	75.0%	86.7%	85.7%	90.7%	80.0%
NM01	SEATTLE	HQ6T596N	SOUTH SEATTLE COLLEGE	85.0%	84.8%	87.0%	86.3%	93.8%	87.6%	82.6%	82.5%	90.0%	92.2%	82.8%	79.2%	66.7%	87.4%	80.0%
NM01	SEATTLE	MK8T323Q	CLOVER PARK TECHNICAL COLLEGE	90.0%	78.2%	76.5%	86.7%	77.8%	90.7%	77.8%	80.6%	84.3%	89.6%	83.3%	97.2%	88.0%	88.1%	78.6%
NM03	DENVER	DH9T086R	SPARTAN COLLEGE OF AERONAUTICS AND TECHNOLOGY	80.4%	79.5%	81.4%	81.3%	78.8%	76.8%	75.9%	73.6%	77.4%	81.3%	69.5%	78.1%	69.3%	80.2%	78.6%
NM07	SALT LAKE CITY	ER9T122R	COLORADO NORTHWESTERN COMMUNITY COLLEGE	96.7%	91.4%	100.0%	93.3%	77.8%	100.0%	92.6%	82.4%	80.8%	100.0%	91.7%	100.0%	91.7%	75.6%	100.0%
NM07	SALT LAKE CITY	ET9T124R	IDAHO STATE UNIVERSITY	75.0%	78.7%	80.0%	85.0%	100.0%	82.1%	72.2%	93.3%	94.4%	93.8%	75.0%	91.7%	72.2%	90.0%	50.0%
NM07	SALT LAKE CITY	EW9T127R	SALT LAKE COMMUNITY COLLEGE	90.0%	86.0%	76.7%	82.7%	93.3%	83.3%	83.7%	81.9%	84.2%	91.7%	73.3%	84.4%	75.8%	87.3%	68.4%
NM07	SALT LAKE CITY	GO3T534L	UTAH STATE UNIVERSITY	86.7%	91.7%	100.0%	86.7%	66.7%	95.2%	81.5%	84.8%	65.4%	91.7%	66.7%	88.9%	83.3%	91.1%	75.0%
NM09	PORTLAND	DA9T079R	PORTLAND COMMUNITY COLLEGE	90.0%	80.6%	89.7%	87.1%	83.3%	82.8%	77.8%	80.3%	81.7%	92.9%	89.3%	85.7%	89.8%	86.1%	86.7%

**SCHOOL NORMS VS NATIONAL PASSING NORMS**  
**1ST TEST ATTEMPT WITHIN 60 DAYS OF GRADUATION**  
**PERCENTAGE OF QUESTIONS PASSED BY TOPIC**

**AMP**

**8080-08**  
**3 QTR 2020**

**OCT 1, 2019 TO SEP 30, 2020**

FSDO ID	FSDO NAME	SCHOOL CERTIFICATE #	SCHOOL NAME	OCT 1, 2019 TO SEP 30, 2020														
				Reciprocating Engines	Turbine Engines	Engine Inspection	Engine Instrument Systems	Engine Fire Protection Systems	Engine Electrical Systems	Lubrication Systems	Ignition and Starting Systems	Fuel Metering Systems	Engine Fuel Systems	Induction and Engine Airflow Systems	Engine Cooling Systems	Engine Exhaust and Reverser Systems	Propellers	Auxiliary Power Units
			<b>NATIONAL</b>	<b>81.9%</b>	<b>78.6%</b>	<b>78.6%</b>	<b>79.0%</b>	<b>78.0%</b>	<b>77.8%</b>	<b>75.4%</b>	<b>76.0%</b>	<b>76.7%</b>	<b>79.0%</b>	<b>75.5%</b>	<b>82.3%</b>	<b>74.5%</b>	<b>79.3%</b>	<b>75.2%</b>
NM09	PORTLAND	EM8T117Q	LANE COMMUNITY COLLEGE	<b>80.0%</b>	80.7%	85.0%	82.9%	<b>76.2%</b>	81.6%	81.0%	78.2%	82.3%	82.1%	82.1%	90.5%	<b>58.6%</b>	81.0%	<b>25.0%</b>
NM13	SPOKANE	3MBT603K	MOODY BIBLE INSTITUTE OF CHICAGO	90.0%	85.3%	84.8%	92.7%	84.8%	88.5%	76.8%	87.1%	91.9%	84.1%	81.8%	84.8%	79.5%	85.3%	91.7%
NM13	SPOKANE	EL8T116Q	BIG BEND COMMUNITY COLLEGE	87.5%	<b>63.8%</b>	83.3%	85.0%	<b>50.0%</b>	<b>71.4%</b>	<b>69.4%</b>	<b>71.1%</b>	80.6%	<b>68.8%</b>	<b>75.0%</b>	83.3%	<b>68.8%</b>	83.3%	100.0%
NM13	SPOKANE	GJ6T563N	SPOKANE COMMUNITY COLLEGE	90.0%	87.7%	88.9%	91.1%	88.9%	82.5%	79.0%	83.2%	84.0%	86.1%	88.9%	92.6%	<b>72.2%</b>	82.7%	90.9%
SO09	ALABAMA & NW FLORIDA	5GST621K	GEORGE STONE TECHNICAL CENTER	82.6%	<b>72.5%</b>	<b>69.8%</b>	81.7%	<b>75.4%</b>	<b>77.2%</b>	81.2%	76.6%	77.2%	79.3%	<b>73.9%</b>	89.9%	<b>71.4%</b>	83.4%	<b>68.0%</b>
SO09	ALABAMA & NW FLORIDA	EN4T160M	ALABAMA AVIATION CENTER A UNIT OF ENTERPRISE COMMU	85.3%	84.1%	83.3%	80.0%	86.7%	85.8%	<b>73.3%</b>	78.7%	80.7%	90.0%	90.0%	<b>80.0%</b>	77.8%	84.4%	86.7%
SO09	ALABAMA & NW FLORIDA	QLAT006K	ALABAMA AVIATION CENTER MOBILE OF COASTAL ALABAMA COMMUNITY COLLEGE	<b>80.8%</b>	83.2%	<b>76.5%</b>	81.7%	88.9%	87.4%	79.6%	78.9%	86.0%	89.6%	79.2%	88.9%	86.0%	80.1%	92.9%
SO09	ALABAMA & NW FLORIDA	77HT588K	HANEY TECHNICAL CENTER HIGH SCHOOL	100.0%	91.7%	100.0%	100.0%	100.0%	85.7%	77.8%	81.8%	100.0%	<b>50.0%</b>	100.0%	<b>66.7%</b>	100.0%	80.0%	100.0%
SO11	ATLANTA	40ST600K	SAVANNAH TECHNICAL COLLEGE	83.3%	84.3%	<b>70.4%</b>	88.9%	<b>77.8%</b>	88.9%	87.7%	81.8%	78.5%	94.4%	88.9%	85.2%	<b>72.2%</b>	91.8%	83.3%
SO11	ATLANTA	CU9T073R	SOUTH GEORGIA TECHNICAL COLLEGE	<b>81.4%</b>	85.7%	<b>70.0%</b>	85.7%	<b>47.6%</b>	83.7%	79.4%	87.0%	88.9%	92.9%	82.1%	<b>76.2%</b>	79.3%	84.8%	<b>71.4%</b>
SO11	ATLANTA	GV0T010K	CENTRAL GEORGIA TECHNICAL COLLEGE	86.0%	<b>72.9%</b>	86.7%	<b>76.0%</b>	93.3%	82.9%	75.6%	76.8%	80.0%	80.0%	85.0%	<b>80.0%</b>	75.0%	<b>77.3%</b>	<b>60.0%</b>
SO11	ATLANTA	HG6T054K	MIDDLE GEORGIA STATE UNIVERSITY	82.3%	<b>73.9%</b>	<b>71.9%</b>	82.7%	83.3%	79.0%	<b>73.7%</b>	<b>75.5%</b>	80.1%	81.8%	<b>71.6%</b>	<b>78.8%</b>	<b>72.2%</b>	82.2%	76.0%
SO11	ATLANTA	VI8T077K	TECHNICAL EDUCATION SERVICES INC	82.4%	80.4%	80.2%	80.5%	<b>77.0%</b>	81.6%	79.3%	79.7%	83.4%	79.1%	76.4%	84.2%	77.1%	86.5%	<b>68.5%</b>
SO11	ATLANTA	1CVT581K	GEORGIA NORTHWESTERN TECHNICAL COLLEGE	87.9%	85.0%	82.9%	87.1%	83.3%	87.9%	86.5%	81.3%	89.3%	87.5%	76.8%	90.5%	78.9%	84.1%	<b>68.4%</b>
SO11	ATLANTA	AU8T098K	AUGUSTA TECHNICAL COLLEGE	97.5%	81.3%	91.7%	90.0%	91.7%	86.2%	88.9%	<b>72.7%</b>	86.1%	100.0%	<b>68.8%</b>	83.3%	81.3%	93.2%	100.0%
SO13	COLUMBIA	3PIT597K	PITTSBURGH INSTITUTE OF AERONAUTICS	<b>79.7%</b>	<b>77.9%</b>	<b>77.0%</b>	79.3%	<b>77.0%</b>	<b>76.6%</b>	<b>70.5%</b>	76.3%	<b>73.8%</b>	<b>78.3%</b>	<b>71.7%</b>	<b>77.0%</b>	<b>64.7%</b>	<b>78.3%</b>	<b>75.0%</b>
SO13	COLUMBIA	EC9T107R	TRIDENT TECHNICAL COLLEGE	<b>80.0%</b>	<b>65.5%</b>	<b>73.3%</b>	<b>76.0%</b>	<b>73.3%</b>	<b>71.4%</b>	80.0%	<b>70.2%</b>	80.0%	85.0%	90.0%	86.7%	80.0%	<b>64.0%</b>	80.0%
SO13	COLUMBIA	EI9T113R	GREENVILLE TECHNICAL COLLEGE	87.1%	86.4%	95.0%	94.3%	90.5%	85.7%	81.0%	81.3%	85.7%	<b>75.0%</b>	92.9%	100.0%	86.2%	91.4%	<b>71.4%</b>
SO15	ORLANDO	6CKT604K	CENTRAL FLORIDA AEROSPACE ACADEMY	90.0%	<b>73.7%</b>	91.7%	85.0%	<b>66.7%</b>	81.0%	86.1%	80.9%	85.9%	<b>75.0%</b>	81.3%	91.7%	78.1%	<b>78.0%</b>	77.8%



**SCHOOL NORMS VS NATIONAL PASSING NORMS**  
**1ST TEST ATTEMPT WITHIN 60 DAYS OF GRADUATION**  
**PERCENTAGE OF QUESTIONS PASSED BY TOPIC**

**AMP**

**8080-08**  
**3 QTR 2020**

**OCT 1, 2019 TO SEP 30, 2020**

FSDO ID	FSDO NAME	SCHOOL CERTIFICATE #	SCHOOL NAME	OCT 1, 2019 TO SEP 30, 2020														
				Reciprocating Engines	Turbine Engines	Engine Inspection	Engine Instrument Systems	Engine Fire Protection Systems	Engine Electrical Systems	Lubrication Systems	Ignition and Starting Systems	Fuel Metering Systems	Engine Fuel Systems	Induction and Engine Airflow Systems	Engine Cooling Systems	Engine Exhaust and Reverser Systems	Propellers	Auxiliary Power Units
			<b>NATIONAL</b>	81.9%	78.6%	78.6%	79.0%	78.0%	77.8%	75.4%	76.0%	76.7%	79.0%	75.5%	82.3%	74.5%	79.3%	75.2%
SO15	ORLANDO	6EFT614K	EASTERN FLORIDA STATE COLLEGE	93.8%	94.7%	79.2%	95.0%	91.7%	92.9%	88.9%	79.8%	86.1%	90.6%	81.3%	95.8%	84.4%	86.6%	100.0%
SO15	ORLANDO	FHXT099K	FLORIDA STATE COLLEGE AT JACKSONVILLE AVIATION CEN	86.7%	82.1%	92.6%	82.2%	77.8%	87.3%	75.3%	78.2%	76.5%	86.1%	72.2%	77.8%	75.0%	77.8%	77.8%
SO15	ORLANDO	NX4T404M	EMBRY RIDDLE AERONAUTICAL UNIVERSITY	88.0%	83.3%	83.8%	80.6%	81.0%	80.2%	85.4%	78.3%	76.9%	83.6%	79.3%	88.6%	80.1%	83.3%	87.5%
SO15	ORLANDO	Q5VT572K	AVIATION INSTITUTE OF MAINTENANCE	68.3%	67.1%	70.7%	63.8%	66.7%	63.5%	63.0%	61.6%	61.2%	69.7%	67.9%	74.1%	65.1%	65.0%	60.9%
SO15	ORLANDO	2RIT619K	ARI BEN AVIATOR INC	90.0%	79.2%	100.0%	80.0%	83.3%	92.9%	77.8%	81.8%	94.4%	87.5%	100.0%	83.3%	75.0%	93.3%	50.0%
SO19	SOUTH FLORIDA	CT9T072R	GEORGE T BAKER AVIATION TECHNICAL COLLEGE	82.1%	80.3%	84.3%	86.8%	90.4%	85.4%	81.6%	80.6%	82.7%	87.5%	78.9%	90.4%	77.2%	80.0%	84.1%
SO19	SOUTH FLORIDA	IP8T224Q	BROWARD COLLEGE	81.6%	75.9%	91.2%	74.7%	66.7%	80.6%	73.7%	75.6%	76.0%	77.6%	77.6%	84.2%	76.3%	72.9%	84.2%
SO35	TAMPA	BU9T047R	LIVELY TECHNICAL CENTER	65.0%	91.7%	83.3%	80.0%	100.0%	64.3%	77.8%	77.3%	61.1%	87.5%	75.0%	83.3%	62.5%	73.3%	50.0%
SO35	TAMPA	DV9T100R	NATIONAL AVIATION ACADEMY OF MISSISSIPPI INC	82.8%	78.4%	76.4%	78.8%	79.6%	76.1%	72.1%	73.2%	74.6%	74.2%	69.7%	82.1%	72.2%	75.5%	77.4%
SW01	ALBUQUERQUE	Q8UT573K	CENTRAL NEW MEXICO COMMUNITY COLLEGE	90.0%	84.0%	81.8%	82.5%	100.0%	80.4%	87.5%	84.4%	88.9%	93.8%	81.3%	95.8%	91.2%	89.1%	77.8%
SW03	BATON ROUGE	LVFT015K	SOUTH LOUISIANA COMMUNITY COLLEGE	90.0%	91.7%	66.7%	100.0%	66.7%	100.0%	94.4%	86.4%	77.8%	75.0%	87.5%	100.0%	75.0%	90.0%	100.0%
SW03	BATON ROUGE	BB9T028R	SOWELA TECHNICAL COMMUNITY COLLEGE	100.0%	91.7%	100.0%	100.0%	33.3%	85.7%	88.9%	90.9%	77.8%	75.0%	100.0%	66.7%	100.0%	100.0%	100.0%
SW03	BATON ROUGE	XSUT020K	SOUTHERN UNIVERSITY	100.0%	100.0%	100.0%	100.0%	66.7%	100.0%	88.9%	100.0%	88.9%	100.0%	100.0%	100.0%	50.0%	93.3%	100.0%
SW09	HOUSTON	9MUT613K	MICHIGAN INSTITUTE OF AERONAUTICS INC	81.3%	81.2%	76.1%	85.0%	83.3%	80.5%	84.7%	78.0%	86.0%	89.1%	76.6%	91.7%	75.8%	82.0%	100.0%
SW09	HOUSTON	X88T585K	AVIATION INSTITUTE OF MAINTENANCE	70.8%	70.5%	72.5%	67.1%	65.1%	66.4%	63.6%	69.0%	67.1%	66.5%	66.9%	74.7%	66.7%	69.1%	58.0%
SW11	LITTLE ROCK	AW9T023R	PULASKI TECHNICAL COLLEGE	90.0%	70.8%	60.0%	90.0%	66.7%	71.4%	77.8%	45.5%	64.7%	100.0%	37.5%	100.0%	77.8%	73.3%	66.7%
SW11	LITTLE ROCK	2MCT601K	MID-SOUTH COMMUNITY COLLEGE	83.3%	85.7%	77.8%	73.3%	55.6%	95.2%	81.5%	73.5%	70.4%	66.7%	100.0%	66.7%	83.3%	73.3%	100.0%
SW13	LUBBOCK	AM0T064K	AMARILLO COLLEGE	87.8%	73.8%	76.9%	75.6%	81.5%	76.6%	75.3%	71.0%	75.0%	83.3%	66.7%	70.4%	73.0%	71.6%	90.0%
SW13	LUBBOCK	XMOT044K	TEXAS STATE TECHNICAL COLLEGE	90.0%	83.3%	100.0%	80.0%	33.3%	57.1%	77.8%	90.9%	55.6%	100.0%	75.0%	66.7%	100.0%	66.7%	100.0%
SW13	LUBBOCK	XW5T078K	SOUTHWEST TECHNOLOGY CENTER	79.3%	83.2%	74.4%	76.0%	84.4%	83.8%	72.6%	71.7%	68.7%	81.7%	76.7%	75.6%	69.4%	74.3%	84.2%
SW13	LUBBOCK	BC9T029R	EASTERN NEW MEXICO UNIVERSITY	100.0%	95.7%	80.0%	90.0%	50.0%	78.6%	66.7%	69.6%	77.8%	37.5%	25.0%	66.7%	88.9%	83.3%	50.0%

**SCHOOL NORMS VS NATIONAL PASSING NORMS**  
**1ST TEST ATTEMPT WITHIN 60 DAYS OF GRADUATION**  
**PERCENTAGE OF QUESTIONS PASSED BY TOPIC**

**AMP**

**8080-08**  
**3 QTR 2020**

**OCT 1, 2019 TO SEP 30, 2020**

FSDO ID	FSDO NAME	SCHOOL CERTIFICATE #	SCHOOL NAME	OCT 1, 2019 TO SEP 30, 2020														
				Reciprocating Engines	Turbine Engines	Engine Inspection	Engine Instrument Systems	Engine Fire Protection Systems	Engine Electrical Systems	Lubrication Systems	Ignition and Starting Systems	Fuel Metering Systems	Engine Fuel Systems	Induction and Engine Airflow Systems	Engine Cooling Systems	Engine Exhaust and Reverser Systems	Propellers	Auxiliary Power Units
			<b>NATIONAL</b>	81.9%	78.6%	78.6%	79.0%	78.0%	77.8%	75.4%	76.0%	76.7%	79.0%	75.5%	82.3%	74.5%	79.3%	75.2%
SW15	OKLAHOMA CITY	BE9T031R	METRO-TECH AVIATION CAREER CENTER	83.6%	85.5%	87.5%	83.6%	93.9%	88.5%	86.9%	82.0%	89.7%	88.6%	93.2%	90.9%	82.2%	83.5%	76.9%
SW15	OKLAHOMA CITY	BF9T032R	TULSA TECHNOLOGY CENTER SCHOOL DISTRICT NUMBER 18	88.1%	89.5%	72.1%	84.8%	81.0%	77.9%	75.7%	77.5%	78.8%	86.9%	79.8%	82.5%	77.9%	84.3%	66.7%
SW15	OKLAHOMA CITY	BG9T033R	GORDON COOPER TECHNOLOGY CENTER	88.3%	80.3%	69.4%	88.3%	86.1%	82.4%	85.2%	79.1%	84.3%	81.3%	77.1%	97.2%	83.3%	88.7%	64.3%
SW15	OKLAHOMA CITY	CB9T054R	SPARTAN EDUCATION LLC	86.1%	71.9%	73.1%	76.7%	72.2%	84.1%	70.4%	81.4%	80.2%	86.1%	81.9%	77.8%	71.6%	79.5%	95.0%
SW15	OKLAHOMA CITY	VVLT036R	CANADIAN VALLEY TECHNOLOGY CENTER	82.0%	81.4%	92.9%	92.0%	93.3%	91.4%	77.8%	82.1%	63.6%	85.0%	100.0%	80.0%	81.0%	84.0%	83.3%
SW17	SAN ANTONIO	BJ2T718K	HALLMARK UNIVERSITY, INC.	86.2%	77.3%	86.6%	84.1%	87.3%	80.0%	80.4%	74.5%	76.2%	82.4%	83.1%	89.2%	75.9%	77.6%	90.2%
SW17	SAN ANTONIO	PHJT009K	ST PHILIPS COLLEGE	93.3%	86.1%	100.0%	90.0%	94.4%	92.9%	88.9%	77.3%	81.5%	83.3%	83.3%	100.0%	92.6%	85.6%	100.0%
SW17	SAN ANTONIO	ZUTT051K	TEXAS STATE TECHNICAL COLLEGE	90.0%	87.5%	83.3%	90.0%	83.3%	85.7%	88.9%	81.8%	61.1%	62.5%	62.5%	66.7%	75.0%	93.3%	100.0%
SW19	NORTH TEXAS	AZ9T026R	TARRANT COUNTY COLLEGE	84.2%	78.6%	82.7%	82.6%	84.3%	83.6%	78.0%	76.4%	77.6%	81.6%	79.2%	89.9%	81.0%	83.7%	79.7%
SW19	NORTH TEXAS	FT8T150Q	TEXAS STATE TECHNICAL COLLEGE	89.3%	85.9%	88.6%	84.0%	68.9%	84.9%	72.6%	80.4%	87.3%	75.0%	91.7%	86.7%	86.9%	87.5%	87.5%
SW19	NORTH TEXAS	GM8T169Q	LETOURNEAU UNIVERSITY	86.2%	84.2%	80.0%	84.6%	82.1%	76.1%	77.8%	72.8%	81.2%	90.4%	80.8%	87.2%	75.0%	78.9%	76.9%
SW19	NORTH TEXAS	U5DT571K	AVIATION INSTITUTE OF MAINTENANCE	67.3%	68.4%	67.1%	61.8%	59.8%	63.0%	61.5%	62.4%	59.1%	61.9%	63.4%	68.9%	65.9%	65.1%	61.1%
SW31	JACKSON	DU9T099R	HINDS COMMUNITY COLLEGE DISTRICT	84.6%	78.1%	86.8%	87.7%	82.1%	73.9%	67.5%	75.0%	80.3%	78.8%	80.8%	79.5%	83.0%	83.0%	84.6%
SW31	JACKSON	EH9T112R	NORTHWEST MISSISSIPPI COMMUNITY COLLEGE	85.0%	78.4%	85.0%	85.7%	78.6%	80.6%	77.8%	80.6%	78.4%	85.7%	73.2%	81.0%	67.2%	84.7%	50.0%
WP01	VAN NUYS	CZ9T078R	NORTH VALLEY OCCUPATIONAL CENTER	90.0%	70.8%	81.8%	95.0%	75.0%	86.2%	86.1%	84.1%	77.8%	81.3%	81.3%	100.0%	82.4%	91.5%	100.0%
WP01	VAN NUYS	VLTT024K	ANTELOPE VALLEY COMMUNITY COLLEGE	90.0%	91.7%	66.7%	80.0%	66.7%	100.0%	88.9%	81.8%	77.8%	100.0%	100.0%	100.0%	100.0%	73.3%	100.0%
WP05	LONG BEACH	DP9T094R	ORANGE COAST COLLEGE	86.3%	84.2%	70.8%	80.0%	91.7%	87.5%	79.2%	82.0%	76.1%	84.4%	75.0%	87.5%	71.9%	81.5%	70.0%
WP07	SCOTTSDALE	7WET596K	WESTERN MARICOPA EDUCATION CENTER	88.6%	86.9%	95.0%	82.9%	85.7%	91.8%	79.4%	90.9%	87.1%	85.7%	92.9%	85.7%	65.5%	89.5%	75.0%
WP07	SCOTTSDALE	GBIT003K	CHANDLER-GILBERT COMMUNITY COLLEGE	83.8%	78.1%	73.9%	75.0%	79.2%	87.5%	73.6%	84.1%	80.3%	84.4%	75.0%	83.3%	63.6%	79.7%	54.5%
WP07	SCOTTSDALE	IZPT564X	PIMA COUNTY COMMUNITY COLLEGE	84.6%	83.6%	73.7%	75.4%	89.7%	77.2%	65.8%	77.6%	78.6%	69.2%	84.6%	82.1%	75.5%	79.4%	69.2%



**SCHOOL NORMS VS NATIONAL PASSING NORMS**  
**1ST TEST ATTEMPT WITHIN 60 DAYS OF GRADUATION**  
**PERCENTAGE OF QUESTIONS PASSED BY TOPIC**

**AMP**

**8080-08**  
**3 QTR 2020**

**OCT 1, 2019 TO SEP 30, 2020**

FSDO ID	FSDO NAME	SCHOOL CERTIFICATE #	SCHOOL NAME	OCT 1, 2019 TO SEP 30, 2020														
				Reciprocating Engines	Turbine Engines	Engine Inspection	Engine Instrument Systems	Engine Fire Protection Systems	Engine Electrical Systems	Lubrication Systems	Ignition and Starting Systems	Fuel Metering Systems	Engine Fuel Systems	Induction and Engine Airflow Systems	Engine Cooling Systems	Engine Exhaust and Reverser Systems	Propellers	Auxiliary Power Units
			<b>NATIONAL</b>	81.9%	78.6%	78.6%	79.0%	78.0%	77.8%	75.4%	76.0%	76.7%	79.0%	75.5%	82.3%	74.5%	79.3%	75.2%
WP09	SAN DIEGO	CM9T065R	SAN DIEGO COMMUNITY COLLEGE DISTRICT	83.3%	83.3%	77.8%	93.3%	88.9%	85.7%	92.6%	69.7%	85.2%	83.3%	83.3%	88.9%	58.3%	82.2%	66.7%
WP13	HONOLULU	DI9T087R	HONOLULU COMMUNITY COLLEGE - DEPT OF AERONAUTICS	88.9%	81.0%	96.0%	82.2%	88.9%	89.1%	90.1%	79.4%	78.8%	91.7%	80.6%	88.9%	89.5%	94.7%	72.7%
WP15	SAN JOSE	DJ9T088R	GAVILAN COLLEGE	87.5%	87.5%	91.7%	95.0%	58.3%	92.9%	80.6%	77.3%	85.7%	81.3%	75.0%	91.7%	68.8%	86.7%	80.0%
WP17	FRESNO	CU3T436L	REEDLEY COLLEGE	78.2%	79.8%	84.4%	76.4%	90.9%	76.9%	76.8%	82.3%	82.8%	88.6%	68.2%	78.8%	84.4%	78.7%	90.9%
WP17	FRESNO	YSJT030K	SAN JOAQUIN VALLEY COLLEGE INC	78.9%	76.5%	79.6%	80.0%	75.9%	83.5%	70.4%	81.1%	73.5%	77.8%	73.6%	88.9%	70.8%	81.3%	75.0%
WP19	LAS VEGAS	9VMT610K	AVIATION INSTITUTE OF MAINTENANCE	77.8%	73.8%	76.4%	74.1%	71.4%	69.9%	70.2%	71.2%	75.1%	68.6%	69.5%	81.6%	72.6%	76.9%	71.9%
WP21	RIVERSIDE	2S1T589K	VICTOR VALLEY COLLEGE SCLA SCHOOL OF AVIATION TECH	90.0%	90.9%	100.0%	100.0%	66.7%	57.1%	77.8%	83.3%	88.9%	75.0%	100.0%	100.0%	50.0%	93.3%	100.0%
WP21	RIVERSIDE	7BIT627K	BOUNTY ISLAND CORPORATION	75.8%	72.0%	70.6%	76.7%	63.9%	76.7%	75.0%	79.7%	75.2%	77.1%	79.2%	83.3%	64.0%	80.2%	62.5%
WP21	RIVERSIDE	CK9T063R	CHAFFEY COMMUNITY COLLEGE	88.8%	81.5%	81.7%	85.6%	80.0%	87.1%	81.3%	82.7%	88.2%	82.0%	84.0%	90.7%	79.8%	81.1%	86.7%
WP21	RIVERSIDE	HO8T197Q	SAN BERNARDINO VALLEY COLLEGE	90.0%	95.8%	100.0%	70.0%	83.3%	92.9%	88.9%	90.9%	77.8%	100.0%	100.0%	83.3%	100.0%	86.7%	100.0%
WP23	LOS ANGELES	GH3T527L	WEST LOS ANGELES COLLEGE	88.6%	90.5%	85.0%	88.6%	81.0%	98.0%	81.0%	85.7%	79.4%	89.3%	85.7%	90.5%	82.8%	84.8%	85.7%
WP23	LOS ANGELES	NR0T084K	SPARTAN COLLEGE OF AERONAUTICS & TECHNOLOGY	82.3%	81.7%	77.1%	81.5%	89.7%	86.8%	85.5%	76.7%	87.1%	90.4%	75.0%	89.7%	83.9%	79.3%	75.0%
WP25	SACRAMENTO	BI9T035R	SACRAMENTO CITY COLLEGE	83.3%	77.8%	83.3%	80.0%	88.9%	85.7%	92.6%	86.4%	86.8%	91.7%	91.7%	77.8%	79.2%	87.8%	85.7%
WP27	OAKLAND	2AQT602K	AVIATION INSTITUTE OF MAINTENANCE OAKLAND CAMPUS	80.3%	83.2%	85.6%	72.5%	80.0%	80.8%	78.9%	79.6%	77.9%	80.6%	79.4%	85.0%	79.3%	83.4%	79.5%
WP27	OAKLAND	CO9T067R	COLLEGE OF ALAMEDA	84.5%	78.6%	81.3%	83.6%	87.9%	82.1%	84.8%	80.3%	86.9%	88.6%	84.1%	90.9%	77.8%	83.4%	91.7%
WP27	OAKLAND	DC9T081R	CITY COLLEGE OF SAN FRANCISCO	75.0%	69.6%	33.3%	100.0%	83.3%	71.4%	72.2%	78.3%	55.6%	75.0%	62.5%	83.3%	62.5%	58.6%	100.0%
SW19	NORTH TEXAS	AZ9T026R	TARRANT COUNTY COLLEGE	84.2%	78.6%	82.7%	82.6%	84.3%	83.6%	78.0%	76.4%	77.6%	81.6%	79.2%	89.9%	81.0%	83.7%	79.7%
SW19	NORTH TEXAS	FT8T150Q	TEXAS STATE TECHNICAL COLLEGE	89.3%	85.9%	88.6%	84.0%	68.9%	84.9%	72.6%	80.4%	87.3%	75.0%	91.7%	86.7%	86.9%	87.5%	87.5%
SW19	NORTH TEXAS	GM8T169Q	LETOURNEAU UNIVERSITY	86.2%	84.2%	80.0%	84.6%	82.1%	76.1%	77.8%	72.8%	81.2%	90.4%	80.8%	87.2%	75.0%	78.9%	76.9%
SW19	NORTH TEXAS	U5DT571K	AVIATION INSTITUTE OF MAINTENANCE	67.3%	68.4%	67.1%	61.8%	59.8%	63.0%	61.5%	62.4%	59.1%	61.9%	63.4%	68.9%	65.9%	65.1%	61.1%
SW31	JACKSON	DU9T099R	HINDS COMMUNITY COLLEGE DISTRICT	84.6%	78.1%	86.8%	87.7%	82.1%	73.9%	67.5%	75.0%	80.3%	78.8%	80.8%	79.5%	83.0%	83.0%	84.6%
SW31	JACKSON	EH9T112R	NORTHWEST MISSISSIPPI COMMUNITY COLLEGE	85.0%	78.4%	85.0%	85.7%	78.6%	80.6%	77.8%	80.6%	78.4%	85.7%	73.2%	81.0%	67.2%	84.7%	50.0%

**SCHOOL NORMS VS NATIONAL PASSING NORMS**  
**1ST TEST ATTEMPT WITHIN 60 DAYS OF GRADUATION**  
**PERCENTAGE OF QUESTIONS PASSED BY TOPIC**

**AMP**

**8080-08**  
**3 QTR 2020**

**OCT 1, 2019 TO SEP 30, 2020**

FSDO ID	FSDO NAME	SCHOOL CERTIFICATE #	SCHOOL NAME	OCT 1, 2019 TO SEP 30, 2020														
				Reciprocating Engines	Turbine Engines	Engine Inspection	Engine Instrument Systems	Engine Fire Protection Systems	Engine Electrical Systems	Lubrication Systems	Ignition and Starting Systems	Fuel Metering Systems	Engine Fuel Systems	Induction and Engine Airflow Systems	Engine Cooling Systems	Engine Exhaust and Reverser Systems	Propellers	Auxiliary Power Units
			<b>NATIONAL</b>	81.9%	78.6%	78.6%	79.0%	78.0%	77.8%	75.4%	76.0%	76.7%	79.0%	75.5%	82.3%	74.5%	79.3%	75.2%
WP01	VAN NUYS	CZ9T078R	NORTH VALLEY OCCUPATIONAL CENTER	90.0%	70.8%	81.8%	95.0%	75.0%	86.2%	86.1%	84.1%	77.8%	81.3%	81.3%	100.0%	82.4%	91.5%	100.0%
WP01	VAN NUYS	VLTT024K	ANTELOPE VALLEY COMMUNITY COLLEGE	90.0%	91.7%	66.7%	80.0%	66.7%	100.0%	88.9%	81.8%	77.8%	100.0%	100.0%	100.0%	100.0%	73.3%	100.0%
WP05	LONG BEACH	DP9T094R	ORANGE COAST COLLEGE	86.3%	84.2%	70.8%	80.0%	91.7%	87.5%	79.2%	82.0%	76.1%	84.4%	75.0%	87.5%	71.9%	81.5%	70.0%
WP07	SCOTTSDALE	7WET596K	WESTERN MARICOPA EDUCATION CENTER	88.6%	86.9%	95.0%	82.9%	85.7%	91.8%	79.4%	90.9%	87.1%	85.7%	92.9%	85.7%	65.5%	89.5%	75.0%
WP07	SCOTTSDALE	GBIT003K	CHANDLER-GILBERT COMMUNITY COLLEGE	83.8%	78.1%	73.9%	75.0%	79.2%	87.5%	73.6%	84.1%	80.3%	84.4%	75.0%	83.3%	63.6%	79.7%	54.5%
WP07	SCOTTSDALE	IZPT564X	PIMA COUNTY COMMUNITY COLLEGE	84.6%	83.6%	73.7%	75.4%	89.7%	77.2%	65.8%	77.6%	78.6%	69.2%	84.6%	82.1%	75.5%	79.4%	69.2%
WP09	SAN DIEGO	CM9T065R	SAN DIEGO COMMUNITY COLLEGE DISTRICT	83.3%	83.3%	77.8%	93.3%	88.9%	85.7%	92.6%	69.7%	85.2%	83.3%	83.3%	88.9%	58.3%	82.2%	66.7%
WP13	HONOLULU	DI9T087R	HONOLULU COMMUNITY COLLEGE - DEPT OF AERONAUTICS	88.9%	81.0%	96.0%	82.2%	88.9%	89.1%	90.1%	79.4%	78.8%	91.7%	80.6%	88.9%	89.5%	94.7%	72.7%
WP15	SAN JOSE	DJ9T088R	GAVILAN COLLEGE	87.5%	87.5%	91.7%	95.0%	58.3%	92.9%	80.6%	77.3%	85.7%	81.3%	75.0%	91.7%	68.8%	86.7%	80.0%
WP17	FRESNO	CU3T436L	REEDLEY COLLEGE	78.2%	79.8%	84.4%	76.4%	90.9%	76.9%	76.8%	82.3%	82.8%	88.6%	68.2%	78.8%	84.4%	78.7%	90.9%
WP17	FRESNO	YSJT030K	SAN JOAQUIN VALLEY COLLEGE INC	78.9%	76.5%	79.6%	80.0%	75.9%	83.5%	70.4%	81.1%	73.5%	77.8%	73.6%	88.9%	70.8%	81.3%	75.0%
WP19	LAS VEGAS	9VMT610K	AVIATION INSTITUTE OF MAINTENANCE	77.8%	73.8%	76.4%	74.1%	71.4%	69.9%	70.2%	71.2%	75.1%	68.6%	69.5%	81.6%	72.6%	76.9%	71.9%
WP21	RIVERSIDE	2S1T589K	VICTOR VALLEY COLLEGE SCLA SCHOOL OF AVIATION TECH	90.0%	90.9%	100.0%	100.0%	66.7%	57.1%	77.8%	83.3%	88.9%	75.0%	100.0%	100.0%	50.0%	93.3%	100.0%
WP21	RIVERSIDE	7BIT627K	BOUNTY ISLAND CORPORATION	75.8%	72.0%	70.6%	76.7%	63.9%	76.7%	75.0%	79.7%	75.2%	77.1%	79.2%	83.3%	64.0%	80.2%	62.5%
WP21	RIVERSIDE	CK9T063R	CHAFFEY COMMUNITY COLLEGE	88.8%	81.5%	81.7%	85.6%	80.0%	87.1%	81.3%	82.7%	88.2%	82.0%	84.0%	90.7%	79.8%	81.1%	86.7%
WP21	RIVERSIDE	HO8T197Q	SAN BERNARDINO VALLEY COLLEGE	90.0%	95.8%	100.0%	70.0%	83.3%	92.9%	88.9%	90.9%	77.8%	100.0%	100.0%	83.3%	100.0%	86.7%	100.0%
WP23	LOS ANGELES	GH3T527L	WEST LOS ANGELES COLLEGE	88.6%	90.5%	85.0%	88.6%	81.0%	98.0%	81.0%	85.7%	79.4%	89.3%	85.7%	90.5%	82.8%	84.8%	85.7%
WP23	LOS ANGELES	NR0T084K	SPARTAN COLLEGE OF AERONAUTICS & TECHNOLOGY	82.3%	81.7%	77.1%	81.5%	89.7%	86.8%	85.5%	76.7%	87.1%	90.4%	75.0%	89.7%	83.9%	79.3%	75.0%
WP25	SACRAMENTO	BI9T035R	SACRAMENTO CITY COLLEGE	83.3%	77.8%	83.3%	80.0%	88.9%	85.7%	92.6%	86.4%	86.8%	91.7%	91.7%	77.8%	79.2%	87.8%	85.7%
WP27	OAKLAND	2AQT602K	AVIATION INSTITUTE OF MAINTENANCE OAKLAND CAMPUS	80.3%	83.2%	85.6%	72.5%	80.0%	80.8%	78.9%	79.6%	77.9%	80.6%	79.4%	85.0%	79.3%	83.4%	79.5%
WP27	OAKLAND	CO9T067R	COLLEGE OF ALAMEDA	84.5%	78.6%	81.3%	83.6%	87.9%	82.1%	84.8%	80.3%	86.9%	88.6%	84.1%	90.9%	77.8%	83.4%	91.7%

**SCHOOL NORMS VS NATIONAL PASSING NORMS**  
**1ST TEST ATTEMPT WITHIN 60 DAYS OF GRADUATION**  
**PERCENTAGE OF QUESTIONS PASSED BY TOPIC**

**AMP**

**8080-08**  
**3 QTR 2020**

**OCT 1, 2019 TO SEP 30, 2020**

FSDO ID	FSDO NAME	SCHOOL CERTIFICATE #	SCHOOL NAME	OCT 1, 2019 TO SEP 30, 2020														
				Reciprocating Engines	Turbine Engines	Engine Inspection	Engine Instrument Systems	Engine Fire Protection Systems	Engine Electrical Systems	Lubrication Systems	Ignition and Starting Systems	Fuel Metering Systems	Engine Fuel Systems	Induction and Engine Airflow Systems	Engine Cooling Systems	Engine Exhaust and Reverser Systems	Propellers	Auxiliary Power Units
			<b>NATIONAL</b>	81.9%	78.6%	78.6%	79.0%	78.0%	77.8%	75.4%	76.0%	76.7%	79.0%	75.5%	82.3%	74.5%	79.3%	75.2%
WP27	OAKLAND	DC9T081R	CITY COLLEGE OF SAN FRANCISCO	75.0%	69.6%	33.3%	100.0%	83.3%	71.4%	72.2%	78.3%	55.6%	75.0%	62.5%	83.3%	62.5%	58.6%	100.0%