







# 8080-08

## SCHOOL NORMS VS NATIONAL PASSING NORMS

Click on the button to the right of the page number to jump directly to that page.

Section	Page
Quarter and Two Year Data Explanations	2 
Topic Data Explanations	3 
AMA-AMG-AMP Quarter and Two Year Data	4 
AMA Data by Topic	25 
AMG Data by Topic	33 
AMP Data by Topic	41 

Please email all questions regarding this report or any other NORMs related information to: [AFS630comments@faa.gov](mailto:AFS630comments@faa.gov)

# SCHOOL NORMS VS NATIONAL PASSING NORMS

8080-08

Please email all questions regarding this report or any other NORMs related information to: [AFS630comments@faa.gov](mailto:AFS630comments@faa.gov)

**All the data in the report is for the first test attempts within 60 days of the graduation date.**

Partial completions or retakes are not included in this data.

**AMA** – Airman Maintenance Technician Airframe

**AMG** – Airman Maintenance Technician General

**AMP** – Airman Maintenance Technician Powerplant

## Quarter Data

**# of Applicants** – Total number of applicants taking the test for the first time within 60 days of graduation from the school during the quarter.

**# of Applicants Passed** – Total number of applicants passing the test on the first attempt within 60 days of graduation during the quarter.

**% of Applicants Passed** – The percentage of applicants passing the test on the first attempt within 60 days of graduation during the quarter.

**Average Grade** – The average grade of first test attempts within 60 days of graduation during the quarter.

## Two Year Accumulative Data

**School Applicants** – The total number of applicants taking the test for the first time within 60 days of graduation from the school during the two year period.

**School NORM** – The percentage of applicants passing the test on the first attempt within 60 days of graduation during the two year period.

**National Applicants** – The total number of applicants from all part 147 schools taking the test for the first time within 60 days of graduation during the two year period.

**National NORM** – The percentage of all applicants from all part 147 school passing the test on the first attempt within 60 days of graduation during the two year period.

**§147.38a** – An asterisk (\*) will appear in this column when an individual school norm is significantly lower than the national norm, i.e., in excess of the requirements of §147.38a.

# SCHOOL NORMS VS NATIONAL PASSING NORMS

8080-08

Please email all questions regarding this report or any other NORMs related information to: [AFS630comments@faa.gov](mailto:AFS630comments@faa.gov)

**All the data in the report is for the first test attempts within 60 days of the graduation date.**

Partial completions or retakes are not included in this data.

**AMA** – Airman Maintenance Technician Airframe

**AMG** – Airman Maintenance Technician General

**AMP** – Airman Maintenance Technician Powerplant

## Topic Data

**National** – The percentage of questions passed by topic of applicants from all part 147 schools taking the test for the first attempt within 60 days of graduation during the one year period.

**School** – The percentage of questions passed by topic of school applicants taking the test for the first attempt within 60 days of graduation during the one year period.

School percentages that appear in **red** are below the National average.

**SCHOOL NORMS VS NATIONAL PASSING NORMS**  
**1ST TEST ATTEMPT WITHIN 60 DAYS OF GRADUATION**

**AMA - AMG - AMP**

**8080-08**  
**2 QTR 2021**

FSDO ID	FSDO NAME	SCHOOL CERTIFICATE #	SCHOOL NAME	TEST CODE	CURRENT QUARTER Apr 1, 2021 to Jun 30, 2021				TWO YEAR ACCUMULATIVE Jul 1, 2019 to Jun 30, 2021				
					# of Applicants	# of Applicants Passed	% of Applicants Passed	Average Grade	School Applicants	School Norm	National Applicants	National Norm	\$147.38a
AL01	FAIRBANKS	DW9T101R	UNIVERSITY OF ALASKA FAIRBANKS	AMA	1	1	100%	84	25	92	4299	84	
AL01	FAIRBANKS	DW9T101R	UNIVERSITY OF ALASKA FAIRBANKS	AMG	1	1	100%	90	31	87	5172	80	
AL01	FAIRBANKS	DW9T101R	UNIVERSITY OF ALASKA FAIRBANKS	AMP	1	1	100%	90	27	85	4660	80	
AL03	ANCHORAGE	3VRT609K	YUUT ELITNAURVIAT REGIONAL AMT SCHOOL	AMA					2	100	4299	84	
AL03	ANCHORAGE	3VRT609K	YUUT ELITNAURVIAT REGIONAL AMT SCHOOL	AMG					2	100	5172	80	
AL03	ANCHORAGE	3VRT609K	YUUT ELITNAURVIAT REGIONAL AMT SCHOOL	AMP					2	100	4660	80	
AL03	ANCHORAGE	DQ9T095R	UNIVERSITY OF ALASKA ANCHORAGE	AMA					9	100	4299	84	
AL03	ANCHORAGE	DQ9T095R	UNIVERSITY OF ALASKA ANCHORAGE	AMG	3	3	100%	85	13	92	5172	80	
AL03	ANCHORAGE	DQ9T095R	UNIVERSITY OF ALASKA ANCHORAGE	AMP	4	3	75%	82	19	84	4660	80	
CE01	DES MOINES	BJ9T036R	IOWA WESTERN COMMUNITY COLLEGE	AMA					11	100	4299	84	
CE01	DES MOINES	BJ9T036R	IOWA WESTERN COMMUNITY COLLEGE	AMG					13	92	5172	80	
CE01	DES MOINES	BJ9T036R	IOWA WESTERN COMMUNITY COLLEGE	AMP					15	100	4660	80	
CE01	DES MOINES	BL9T038R	INDIAN HILLS COMMUNITY COLLEGE	AMA	1	1	100%	89	3	100	4299	84	
CE01	DES MOINES	BL9T038R	INDIAN HILLS COMMUNITY COLLEGE	AMG	4	3	75%	75	6	67	5172	80	
CE01	DES MOINES	BL9T038R	INDIAN HILLS COMMUNITY COLLEGE	AMP	4	3	75%	79	7	86	4660	80	
CE01	DES MOINES	D52T096K	DES MOINES PUBLIC SCHOOLS AVIATION	AMG					1	100	5172	80	
CE03	ST LOUIS	CY9T077R	STATE TECHNICAL COLLEGE OF MISSOURI	AMA	7	7	100%	83	17	100	4299	84	
CE03	ST LOUIS	CY9T077R	STATE TECHNICAL COLLEGE OF MISSOURI	AMG	16	16	100%	85	24	96	5172	80	
CE03	ST LOUIS	CY9T077R	STATE TECHNICAL COLLEGE OF MISSOURI	AMP	12	12	100%	88	18	89	4660	80	
CE03	ST LOUIS	DEMT159D	COMMUNITY COLLEGE DISTRICT NUMBER 522	AMA	4	3	75%	80	12	75	4299	84	
CE03	ST LOUIS	DEMT159D	COMMUNITY COLLEGE DISTRICT NUMBER 522	AMG	4	4	100%	84	18	83	5172	80	
CE03	ST LOUIS	DEMT159D	COMMUNITY COLLEGE DISTRICT NUMBER 522	AMP	4	3	75%	79	11	82	4660	80	
CE05	KANSAS CITY	U5ET092K	TECHNICAL EDUCATION SERVICES INC	AMA	4	2	50%	70	32	84	4299	84	
CE05	KANSAS CITY	U5ET092K	TECHNICAL EDUCATION SERVICES INC	AMG	13	7	54%	71	42	64	5172	80	
CE05	KANSAS CITY	U5ET092K	TECHNICAL EDUCATION SERVICES INC	AMP	2	1	50%	70	39	77	4660	80	
CE07	WICHITA	Q6ZT586K	WSU CAMPUS OF APPLIED SCIENCES AND TECHNOLOGY	AMA	1	0	0%	68	28	75	4299	84	

**SCHOOL NORMS VS NATIONAL PASSING NORMS**  
**1ST TEST ATTEMPT WITHIN 60 DAYS OF GRADUATION**

**AMA - AMG - AMP**

**8080-08**  
**2 QTR 2021**

FSDO ID	FSDO NAME	SCHOOL CERTIFICATE #	SCHOOL NAME	TEST CODE	CURRENT QUARTER Apr 1, 2021 to Jun 30, 2021				TWO YEAR ACCUMULATIVE Jul 1, 2019 to Jun 30, 2021				
					# of Applicants	# of Applicants Passed	% of Applicants Passed	Average Grade	School Applicants	School Norm	National Applicants	National Norm	\$147.38a
CE07	WICHITA	Q6ZT586K	WSU CAMPUS OF APPLIED SCIENCES AND TECHNOLOGY	AMG	2	0	0%	58	10	40	5172	80	*
CE07	WICHITA	Q6ZT586K	WSU CAMPUS OF APPLIED SCIENCES AND TECHNOLOGY	AMP	1	1	100%	70	22	86	4660	80	
CE09	LINCOLN	BX9T050R	WESTERN NEBRASKA COMMUNITY COLLEGE	AMA					17	100	4299	84	
CE09	LINCOLN	BX9T050R	WESTERN NEBRASKA COMMUNITY COLLEGE	AMG					15	100	5172	80	
CE09	LINCOLN	BX9T050R	WESTERN NEBRASKA COMMUNITY COLLEGE	AMP					8	100	4660	80	
CE17	LOUISVILLE	9JCT625K	JEFFERSON COMMUNITY TECHNICAL COLLEGE	AMA	1	1	100%	85	11	82	4299	84	
CE17	LOUISVILLE	9JCT625K	JEFFERSON COMMUNITY TECHNICAL COLLEGE	AMG	4	2	50%	66	13	77	5172	80	
CE17	LOUISVILLE	9JCT625K	JEFFERSON COMMUNITY TECHNICAL COLLEGE	AMP	5	3	60%	68	13	85	4660	80	
CE17	LOUISVILLE	EE9T109R	SOMERSET COMMUNITY COLLEGE	AMA	1	1	100%	73	5	100	4299	84	
CE17	LOUISVILLE	EE9T109R	SOMERSET COMMUNITY COLLEGE	AMG					4	100	5172	80	
CE17	LOUISVILLE	EE9T109R	SOMERSET COMMUNITY COLLEGE	AMP	5	3	60%	71	14	79	4660	80	
CE17	LOUISVILLE	S3RT060K	JEFFERSON COUNTY PUBLIC SCHOOLS VANHOOSE EDUCATION	AMA					4	100	4299	84	
CE17	LOUISVILLE	S3RT060K	JEFFERSON COUNTY PUBLIC SCHOOLS VANHOOSE EDUCATION	AMG					3	67	5172	80	
CE17	LOUISVILLE	S3RT060K	JEFFERSON COUNTY PUBLIC SCHOOLS VANHOOSE EDUCATION	AMP					11	91	4660	80	
CE19	NASHVILLE	MQJT005K	DEPT OF AEROSPACE MIDDLE TENNESSEE	AMA	3	3	100%	79	9	78	4299	84	
CE19	NASHVILLE	MQJT005K	DEPT OF AEROSPACE MIDDLE TENNESSEE	AMG	4	4	100%	81	12	83	5172	80	
CE19	NASHVILLE	MQJT005K	DEPT OF AEROSPACE MIDDLE TENNESSEE	AMP	1	1	100%	92	7	71	4660	80	
CE19	NASHVILLE	N4IT070K	NORTH CENTRAL INSTITUTE	AMA					6	100	4299	84	
CE19	NASHVILLE	N4IT070K	NORTH CENTRAL INSTITUTE	AMG	2	2	100%	87	7	71	5172	80	
CE19	NASHVILLE	N4IT070K	NORTH CENTRAL INSTITUTE	AMP	3	3	100%	86	9	100	4660	80	
CE19	NASHVILLE	NVST018K	TENNESSEE COLLEGE OF APPLIED TECHNOLOGY, NASHVILLE	AMA					28	93	4299	84	
CE19	NASHVILLE	NVST018K	TENNESSEE COLLEGE OF APPLIED TECHNOLOGY, NASHVILLE	AMG					32	81	5172	80	

**SCHOOL NORMS VS NATIONAL PASSING NORMS**  
**1ST TEST ATTEMPT WITHIN 60 DAYS OF GRADUATION**

**AMA - AMG - AMP**

**8080-08**  
**2 QTR 2021**

FSDO ID	FSDO NAME	SCHOOL CERTIFICATE #	SCHOOL NAME	TEST CODE	CURRENT QUARTER Apr 1, 2021 to Jun 30, 2021				TWO YEAR ACCUMULATIVE Jul 1, 2019 to Jun 30, 2021				
					# of Applicants	# of Applicants Passed	% of Applicants Passed	Average Grade	School Applicants	School Norm	National Applicants	National Norm	\$147.38a
CE19	NASHVILLE	NVST018K	TENNESSEE COLLEGE OF APPLIED TECHNOLOGY, NASHVILLE	AMP					13	85	4660	80	
CE19	NASHVILLE	O0ET097K	TENNESSEE COLLEGE OF APPLIED TECHNOLOGY MORRISTOWN	AMA					28	82	4299	84	
CE19	NASHVILLE	O0ET097K	TENNESSEE COLLEGE OF APPLIED TECHNOLOGY MORRISTOWN	AMG					26	100	5172	80	
CE19	NASHVILLE	O0ET097K	TENNESSEE COLLEGE OF APPLIED TECHNOLOGY MORRISTOWN	AMP	3	1	34%	76	15	87	4660	80	
CE21	MEMPHIS	EF9T110R	TENNESSEE COLLEGES OF APPLIED TECHNOLOGY-MEMPHIS	AMA	9	8	89%	75	52	79	4299	84	
CE21	MEMPHIS	EF9T110R	TENNESSEE COLLEGES OF APPLIED TECHNOLOGY-MEMPHIS	AMG	20	14	70%	75	62	66	5172	80	
CE21	MEMPHIS	EF9T110R	TENNESSEE COLLEGES OF APPLIED TECHNOLOGY-MEMPHIS	AMP	5	3	60%	73	46	83	4660	80	
EA01	ALBANY	VXYT570K	MOHAWK VALLEY COMMUNITY COLLEGE	AMA	1	1	100%	85	20	80	4299	84	
EA01	ALBANY	VXYT570K	MOHAWK VALLEY COMMUNITY COLLEGE	AMG	3	3	100%	87	28	96	5172	80	
EA01	ALBANY	VXYT570K	MOHAWK VALLEY COMMUNITY COLLEGE	AMP	6	6	100%	79	30	90	4660	80	
EA03	ALLEGHENY	HE1T189K	PITTSBURGH INSTITUTE OF AERONAUTICS	AMA	17	15	88%	79	107	87	4299	84	
EA03	ALLEGHENY	HE1T189K	PITTSBURGH INSTITUTE OF AERONAUTICS	AMG	39	35	90%	81	155	89	5172	80	
EA03	ALLEGHENY	HE1T189K	PITTSBURGH INSTITUTE OF AERONAUTICS	AMP	49	36	73%	77	165	73	4660	80	
EA07	BALTIMORE	I4PT091K	PITTSBURGH INSTITUTE OF AERONAUTICS	AMA	12	9	75%	77	65	89	4299	84	
EA07	BALTIMORE	I4PT091K	PITTSBURGH INSTITUTE OF AERONAUTICS	AMG					74	81	5172	80	
EA07	BALTIMORE	I4PT091K	PITTSBURGH INSTITUTE OF AERONAUTICS	AMP					75	65	4660	80	
EA09	CHARLESTON	MUET028K	ROBERT C BYRD NATIONAL AEROSPACE EDUCATION CENTER	AMA	4	4	100%	79	6	100	4299	84	
EA09	CHARLESTON	MUET028K	ROBERT C BYRD NATIONAL AEROSPACE EDUCATION CENTER	AMG	2	2	100%	78	12	83	5172	80	
EA09	CHARLESTON	MUET028K	ROBERT C BYRD NATIONAL AEROSPACE EDUCATION CENTER	AMP	6	5	83%	79	11	82	4660	80	

**SCHOOL NORMS VS NATIONAL PASSING NORMS**  
**1ST TEST ATTEMPT WITHIN 60 DAYS OF GRADUATION**

**AMA - AMG - AMP**

**8080-08**  
**2 QTR 2021**

FSDO ID	FSDO NAME	SCHOOL CERTIFICATE #	SCHOOL NAME	TEST CODE	CURRENT QUARTER				TWO YEAR ACCUMULATIVE				
					Apr 1, 2021 to Jun 30, 2021				Jul 1, 2019 to Jun 30, 2021				
					# of Applicants	# of Applicants Passed	% of Applicants Passed	Average Grade	School Applicants	School Norm	National Applicants	National Norm	\$147.38a
EA11	FARMINGDALE	AA9T001R	AVIATION TRAINING INSTITUTE AT VAUGHN COLLEGE OF A	AMA	3	3	100%	86	17	82	4299	84	
EA11	FARMINGDALE	AA9T001R	AVIATION TRAINING INSTITUTE AT VAUGHN COLLEGE OF A	AMG	5	4	80%	77	24	92	5172	80	
EA11	FARMINGDALE	AA9T001R	AVIATION TRAINING INSTITUTE AT VAUGHN COLLEGE OF A	AMP	9	8	89%	79	42	93	4660	80	
EA11	FARMINGDALE	AI9T009R	LEWIS WILSON TECHNOLOGICAL CENTER	AMA					7	86	4299	84	
EA11	FARMINGDALE	AI9T009R	LEWIS WILSON TECHNOLOGICAL CENTER	AMG					9	100	5172	80	
EA11	FARMINGDALE	AI9T009R	LEWIS WILSON TECHNOLOGICAL CENTER	AMP	3	3	100%	84	12	100	4660	80	
EA11	FARMINGDALE	HW2T887K	AVIATION HIGH SCHOOL	AMA					13	92	4299	84	
EA11	FARMINGDALE	HW2T887K	AVIATION HIGH SCHOOL	AMG					13	85	5172	80	
EA11	FARMINGDALE	HW2T887K	AVIATION HIGH SCHOOL	AMP	5	5	100%	92	24	96	4660	80	
EA13	HARRISBURG	PNZT013K	PENN COLLEGE OF TECHNOLOGY	AMA	4	4	100%	86	11	91	4299	84	
EA13	HARRISBURG	PNZT013K	PENN COLLEGE OF TECHNOLOGY	AMG					9	100	5172	80	
EA13	HARRISBURG	PNZT013K	PENN COLLEGE OF TECHNOLOGY	AMP					12	92	4660	80	
EA17	PHILADELPHIA	7DET592K	DELAWARE TECHNICAL AND COMMUNITY	AMA					5	80	4299	84	
EA17	PHILADELPHIA	7DET592K	DELAWARE TECHNICAL AND COMMUNITY	AMG					11	100	5172	80	
EA17	PHILADELPHIA	7DET592K	DELAWARE TECHNICAL AND COMMUNITY	AMP					5	80	4660	80	
EA17	PHILADELPHIA	AR9T018R	AVIATION INSTITUTE OF MAINTENANCE INC	AMA	8	4	50%	69	43	70	4299	84	
EA17	PHILADELPHIA	AR9T018R	AVIATION INSTITUTE OF MAINTENANCE INC	AMG	8	6	75%	73	46	74	5172	80	
EA17	PHILADELPHIA	AR9T018R	AVIATION INSTITUTE OF MAINTENANCE INC	AMP	18	14	78%	78	61	77	4660	80	
EA21	RICHMOND	B12T578K	BLUE RIDGE COMMUNITY COLLEGE	AMA	1	0	0%	69	15	93	4299	84	
EA21	RICHMOND	B12T578K	BLUE RIDGE COMMUNITY COLLEGE	AMG					7	100	5172	80	
EA21	RICHMOND	B12T578K	BLUE RIDGE COMMUNITY COLLEGE	AMP					16	94	4660	80	
EA21	RICHMOND	L48T855K	LIBERTY UNIVERSITY	AMA	2	2	100%	82	33	91	4299	84	
EA21	RICHMOND	L48T855K	LIBERTY UNIVERSITY	AMG	2	1	50%	80	34	85	5172	80	
EA21	RICHMOND	L48T855K	LIBERTY UNIVERSITY	AMP	2	2	100%	84	27	96	4660	80	
EA21	RICHMOND	LQPT037K	TRAINING SERVICES INC	AMA	9	7	78%	79	76	82	4299	84	

**SCHOOL NORMS VS NATIONAL PASSING NORMS**  
**1ST TEST ATTEMPT WITHIN 60 DAYS OF GRADUATION**

**AMA - AMG - AMP**

**8080-08**  
**2 QTR 2021**

FSDO ID	FSDO NAME	SCHOOL CERTIFICATE #	SCHOOL NAME	TEST CODE	CURRENT QUARTER				TWO YEAR ACCUMULATIVE				
					Apr 1, 2021 to Jun 30, 2021				Jul 1, 2019 to Jun 30, 2021				
					# of Applicants	# of Applicants Passed	% of Applicants Passed	Average Grade	School Applicants	School Norm	National Applicants	National Norm	\$147.38a
EA21	RICHMOND	LQPT037K	TRAINING SERVICES INC	AMG	11	5	46%	68	72	76	5172	80	
EA21	RICHMOND	LQPT037K	TRAINING SERVICES INC	AMP	6	6	100%	79	68	81	4660	80	
EA25	TETERBORO	BV9T048R	AVIATION INSTITUTE OF MAINTENANCE	AMA	20	11	55%	73	62	79	4299	84	
EA25	TETERBORO	BV9T048R	AVIATION INSTITUTE OF MAINTENANCE	AMG	29	20	69%	75	128	74	5172	80	
EA25	TETERBORO	BV9T048R	AVIATION INSTITUTE OF MAINTENANCE	AMP	21	12	57%	72	76	70	4660	80	
EA27	WASHINGTON	AQ9T017R	UNIVERSITY OF THE DISTRICT OF COLUMBIA	AMA					2	100	4299	84	
EA27	WASHINGTON	AQ9T017R	UNIVERSITY OF THE DISTRICT OF COLUMBIA	AMG					5	60	5172	80	
EA27	WASHINGTON	AQ9T017R	UNIVERSITY OF THE DISTRICT OF COLUMBIA	AMP					5	80	4660	80	
EA27	WASHINGTON	U6ET095K	TECHNICAL EDUCATION SERVICES INC	AMA	2	0	0%	66	34	85	4299	84	
EA27	WASHINGTON	U6ET095K	TECHNICAL EDUCATION SERVICES INC	AMG	4	3	75%	71	51	80	5172	80	
EA27	WASHINGTON	U6ET095K	TECHNICAL EDUCATION SERVICES INC	AMP	2	2	100%	89	37	86	4660	80	
EA39	GREENSBORO	3C9T607K	COLLEGE OF THE ALBEMARLE	AMA	1	1	100%	78	5	100	4299	84	
EA39	GREENSBORO	3C9T607K	COLLEGE OF THE ALBEMARLE	AMG					3	100	5172	80	
EA39	GREENSBORO	3C9T607K	COLLEGE OF THE ALBEMARLE	AMP					3	100	4660	80	
EA39	GREENSBORO	CUMT104K	CRAVEN COMMUNITY COLLEGE	AMA	1	1	100%	78	14	86	4299	84	
EA39	GREENSBORO	CUMT104K	CRAVEN COMMUNITY COLLEGE	AMG	1	0	0%	63	16	88	5172	80	
EA39	GREENSBORO	CUMT104K	CRAVEN COMMUNITY COLLEGE	AMP					14	100	4660	80	
EA39	GREENSBORO	DT9T098R	WAYNE COMMUNITY COLLEGE	AMA					15	87	4299	84	
EA39	GREENSBORO	DT9T098R	WAYNE COMMUNITY COLLEGE	AMG					12	83	5172	80	
EA39	GREENSBORO	DT9T098R	WAYNE COMMUNITY COLLEGE	AMP					20	85	4660	80	
EA39	GREENSBORO	EJ9T114R	GUILFORD TECHNICAL COMMUNITY COLLEGE	AMA	10	8	80%	77	60	87	4299	84	
EA39	GREENSBORO	EJ9T114R	GUILFORD TECHNICAL COMMUNITY COLLEGE	AMG	12	11	92%	79	57	88	5172	80	
EA39	GREENSBORO	EJ9T114R	GUILFORD TECHNICAL COMMUNITY COLLEGE	AMP					53	96	4660	80	
EA61	BOSTON	61CT616K	CAPE COD COMMUNITY COLLEGE	AMA	5	5	100%	86	24	88	4299	84	
EA61	BOSTON	61CT616K	CAPE COD COMMUNITY COLLEGE	AMG	11	10	91%	81	30	83	5172	80	
EA61	BOSTON	61CT616K	CAPE COD COMMUNITY COLLEGE	AMP	1	1	100%	79	10	80	4660	80	
EA61	BOSTON	EC6T068K	NATIONAL AVIATION ACADEMY OF NEW ENGLAND	AMA	6	4	67%	71	109	72	4299	84	
EA61	BOSTON	EC6T068K	NATIONAL AVIATION ACADEMY OF NEW ENGLAND	AMG	11	9	82%	80	125	74	5172	80	



**SCHOOL NORMS VS NATIONAL PASSING NORMS**  
**1ST TEST ATTEMPT WITHIN 60 DAYS OF GRADUATION**

**AMA - AMG - AMP**

**8080-08**  
**2 QTR 2021**

FSDO ID	FSDO NAME	SCHOOL CERTIFICATE #	SCHOOL NAME	TEST CODE	CURRENT QUARTER Apr 1, 2021 to Jun 30, 2021				TWO YEAR ACCUMULATIVE Jul 1, 2019 to Jun 30, 2021				
					# of Applicants	# of Applicants Passed	% of Applicants Passed	Average Grade	School Applicants	School Norm	National Applicants	National Norm	\$147.38a
EA61	BOSTON	EC6T068K	NATIONAL AVIATION ACADEMY OF NEW ENGLAND	AMP	9	2	22%	65	93	57	4660	80	*
EA63	WINDSOR LOCKS	6WHT615K	WESTFIELD TECHNICAL ACADEMY	AMG					1	100	5172	80	
EA63	WINDSOR LOCKS	EM9T117R	CONNECTICUT AERO TECH SCHOOL	AMA	2	2	100%	86	3	100	4299	84	
EA63	WINDSOR LOCKS	EM9T117R	CONNECTICUT AERO TECH SCHOOL	AMG	1	1	100%	90	3	100	5172	80	
EA63	WINDSOR LOCKS	EM9T117R	CONNECTICUT AERO TECH SCHOOL	AMP	2	2	100%	85	17	100	4660	80	
EA63	WINDSOR LOCKS	TF5T221N	STRATFORD SCHOOL FOR AVIATION MAINTENANCE TECHNICI	AMA	1	1	100%	81	11	100	4299	84	
EA63	WINDSOR LOCKS	TF5T221N	STRATFORD SCHOOL FOR AVIATION MAINTENANCE TECHNICI	AMG	6	5	83%	80	30	93	5172	80	
EA63	WINDSOR LOCKS	TF5T221N	STRATFORD SCHOOL FOR AVIATION MAINTENANCE TECHNICI	AMP	3	3	100%	86	11	91	4660	80	
EA65	PORTLAND	NSUT025K	NASHUA COMMUNITY COLLEGE	AMA					2	0	4299	84	*
EA65	PORTLAND	NSUT025K	NASHUA COMMUNITY COLLEGE	AMG	1	1	100%	80	3	67	5172	80	
EA65	PORTLAND	NSUT025K	NASHUA COMMUNITY COLLEGE	AMP					4	75	4660	80	
EA65	PORTLAND	VMQT049K	BURLINGTON TECHNICAL CENTER	AMG					2	100	5172	80	
EA65	PORTLAND	VMQT049K	BURLINGTON TECHNICAL CENTER	AMP					3	100	4660	80	
GL03	DUPAGE	AN9T014R	LEWIS UNIVERSITY	AMA	1	1	100%	90	22	100	4299	84	
GL03	DUPAGE	AN9T014R	LEWIS UNIVERSITY	AMG	3	2	67%	77	22	86	5172	80	
GL03	DUPAGE	AN9T014R	LEWIS UNIVERSITY	AMP	9	8	89%	82	38	89	4660	80	
GL03	DUPAGE	BS9T045R	ROCK VALLEY COLLEGE AVIATION TECH	AMA	10	8	80%	79	26	85	4299	84	
GL03	DUPAGE	BS9T045R	ROCK VALLEY COLLEGE AVIATION TECH	AMG	14	13	93%	83	28	96	5172	80	
GL03	DUPAGE	BS9T045R	ROCK VALLEY COLLEGE AVIATION TECH	AMP	14	14	100%	85	52	98	4660	80	
GL05	CINCINNATI	AC9T003R	MIAMI VALLEY CAREER TECHNOLOGY CENTER	AMA	1	1	100%	91	8	88	4299	84	
GL05	CINCINNATI	AC9T003R	MIAMI VALLEY CAREER TECHNOLOGY CENTER	AMG					12	67	5172	80	
GL05	CINCINNATI	AC9T003R	MIAMI VALLEY CAREER TECHNOLOGY CENTER	AMP	1	1	100%	88	9	78	4660	80	
GL05	CINCINNATI	AD9T004R	CINCINNATI STATE TECHNICAL AND COMMUNITY COLLEGE	AMA	3	3	100%	78	19	95	4299	84	
GL05	CINCINNATI	AD9T004R	CINCINNATI STATE TECHNICAL AND COMMUNITY COLLEGE	AMG	4	4	100%	79	24	88	5172	80	

**SCHOOL NORMS VS NATIONAL PASSING NORMS**  
**1ST TEST ATTEMPT WITHIN 60 DAYS OF GRADUATION**

**AMA - AMG - AMP**

**8080-08**  
**2 QTR 2021**

FSDO ID	FSDO NAME	SCHOOL CERTIFICATE #	SCHOOL NAME	TEST CODE	CURRENT QUARTER Apr 1, 2021 to Jun 30, 2021				TWO YEAR ACCUMULATIVE Jul 1, 2019 to Jun 30, 2021				
					# of Applicants	# of Applicants Passed	% of Applicants Passed	Average Grade	School Applicants	School Norm	National Applicants	National Norm	\$147.38a
GL05	CININNATI	AD9T004R	CININNATI STATE TECHNICAL AND COMMUNITY COLLEGE	AMP	4	4	100%	80	22	86	4660	80	
GL05	CININNATI	GOKT001K	GREAT OAKS JOINT VOCATIONAL SCHOOL	AMA	4	3	75%	73	13	85	4299	84	
GL05	CININNATI	GOKT001K	GREAT OAKS JOINT VOCATIONAL SCHOOL	AMG	2	2	100%	82	15	80	5172	80	
GL05	CININNATI	GOKT001K	GREAT OAKS JOINT VOCATIONAL SCHOOL	AMP					5	80	4660	80	
GL05	CININNATI	XSCT086K	SINCLAIR COMMUNITY COLLEGE	AMA					4	100	4299	84	
GL05	CININNATI	XSCT086K	SINCLAIR COMMUNITY COLLEGE	AMG	2	1	50%	68	8	88	5172	80	
GL05	CININNATI	XSCT086K	SINCLAIR COMMUNITY COLLEGE	AMP	1	1	100%	86	8	100	4660	80	
GL07	COLUMBUS	DL9T090R	COLUMBUS STATE COMMUNITY COLLEGE	AMA	1	1	100%	72	8	63	4299	84	*
GL07	COLUMBUS	DL9T090R	COLUMBUS STATE COMMUNITY COLLEGE	AMG	2	2	100%	77	15	93	5172	80	
GL07	COLUMBUS	DL9T090R	COLUMBUS STATE COMMUNITY COLLEGE	AMP	1	1	100%	78	13	100	4660	80	
GL09	GRAND RAPIDS	JX8T258Q	WESTERN MICHIGAN UNIVERSITY COLLEGE OF AVIATION	AMA					5	80	4299	84	
GL09	GRAND RAPIDS	JX8T258Q	WESTERN MICHIGAN UNIVERSITY COLLEGE OF AVIATION	AMG					6	100	5172	80	
GL09	GRAND RAPIDS	JX8T258Q	WESTERN MICHIGAN UNIVERSITY COLLEGE OF AVIATION	AMP					6	100	4660	80	
GL09	GRAND RAPIDS	LW5T030N	ANDREWS UNIVERSITY	AMA	4	4	100%	84	4	100	4299	84	
GL09	GRAND RAPIDS	LW5T030N	ANDREWS UNIVERSITY	AMG	2	1	50%	75	4	75	5172	80	
GL09	GRAND RAPIDS	LW5T030N	ANDREWS UNIVERSITY	AMP					8	63	4660	80	
GL09	GRAND RAPIDS	M90T074K	SCHOOL OF MISSIONARY AVIATION TECHNOLOGY	AMA	18	18	100%	85	37	100	4299	84	
GL09	GRAND RAPIDS	M90T074K	SCHOOL OF MISSIONARY AVIATION TECHNOLOGY	AMG					21	100	5172	80	
GL09	GRAND RAPIDS	M90T074K	SCHOOL OF MISSIONARY AVIATION TECHNOLOGY	AMP					42	93	4660	80	
GL09	GRAND RAPIDS	NSBT012K	NORTHERN MICHIGAN UNIVERSITY SCHOOL OF TECHNOLOGY	AMA					5	100	4299	84	
GL09	GRAND RAPIDS	NSBT012K	NORTHERN MICHIGAN UNIVERSITY SCHOOL OF TECHNOLOGY	AMG					6	83	5172	80	
GL09	GRAND RAPIDS	NSBT012K	NORTHERN MICHIGAN UNIVERSITY SCHOOL OF TECHNOLOGY	AMP					4	75	4660	80	

**SCHOOL NORMS VS NATIONAL PASSING NORMS**  
**1ST TEST ATTEMPT WITHIN 60 DAYS OF GRADUATION**

**AMA - AMG - AMP**

**8080-08**  
**2 QTR 2021**

FSDO ID	FSDO NAME	SCHOOL CERTIFICATE #	SCHOOL NAME	TEST CODE	CURRENT QUARTER				TWO YEAR ACCUMULATIVE				
					Apr 1, 2021 to Jun 30, 2021				Jul 1, 2019 to Jun 30, 2021				
					# of Applicants	# of Applicants Passed	% of Applicants Passed	Average Grade	School Applicants	School Norm	National Applicants	National Norm	\$147.38a
GL11	INDIANAPOLIS	CG9T059R	PURDUE UNIV SCHOOL OF AVIATION AND TRANSP TECH	AMA	5	4	80%	74	13	85	4299	84	
GL11	INDIANAPOLIS	CG9T059R	PURDUE UNIV SCHOOL OF AVIATION AND TRANSP TECH	AMG	6	6	100%	84	16	81	5172	80	
GL11	INDIANAPOLIS	CG9T059R	PURDUE UNIV SCHOOL OF AVIATION AND TRANSP TECH	AMP	5	4	80%	78	13	77	4660	80	
GL11	INDIANAPOLIS	IV7T579K	IVY TECH COMMUNITY COLLEGE NORTHEAST	AMA					4	75	4299	84	
GL11	INDIANAPOLIS	IV7T579K	IVY TECH COMMUNITY COLLEGE NORTHEAST	AMG	1	0	0%	60	3	67	5172	80	
GL11	INDIANAPOLIS	IV7T579K	IVY TECH COMMUNITY COLLEGE NORTHEAST	AMP	1	0	0%	67	3	67	4660	80	
GL11	INDIANAPOLIS	PF2T081L	VINCENNES UNIVERSITY	AMA	1	1	100%	77	55	96	4299	84	
GL11	INDIANAPOLIS	PF2T081L	VINCENNES UNIVERSITY	AMG	3	3	100%	81	55	93	5172	80	
GL11	INDIANAPOLIS	PF2T081L	VINCENNES UNIVERSITY	AMP	6	5	83%	82	45	96	4660	80	
GL11	INDIANAPOLIS	USBT077S	AMERICAN TRANS AIR TRAINING CORPORATION	AMA	7	7	100%	83	46	87	4299	84	
GL11	INDIANAPOLIS	USBT077S	AMERICAN TRANS AIR TRAINING CORPORATION	AMG	4	2	50%	74	40	85	5172	80	
GL11	INDIANAPOLIS	USBT077S	AMERICAN TRANS AIR TRAINING CORPORATION	AMP	10	8	80%	77	40	93	4660	80	
GL13	MILWAUKEE	CF9T058R	MILWAUKEE AREA TECHNICAL COLLEGE	AMA					3	67	4299	84	
GL13	MILWAUKEE	CF9T058R	MILWAUKEE AREA TECHNICAL COLLEGE	AMG	2	0	0%	62	6	50	5172	80	*
GL13	MILWAUKEE	CF9T058R	MILWAUKEE AREA TECHNICAL COLLEGE	AMP	2	1	50%	80	10	70	4660	80	
GL13	MILWAUKEE	OAYT031K	FOX VALLEY TECHNICAL SCHOOL	AMA					15	100	4299	84	
GL13	MILWAUKEE	OAYT031K	FOX VALLEY TECHNICAL SCHOOL	AMG					15	93	5172	80	
GL13	MILWAUKEE	OAYT031K	FOX VALLEY TECHNICAL SCHOOL	AMP					15	100	4660	80	
GL15	MINNEAPOLIS	6LRT617K	LAKE SUPERIOR COLLEGE	AMA	3	3	100%	85	5	100	4299	84	
GL15	MINNEAPOLIS	6LRT617K	LAKE SUPERIOR COLLEGE	AMG					3	100	5172	80	
GL15	MINNEAPOLIS	6LRT617K	LAKE SUPERIOR COLLEGE	AMP	3	3	100%	83	7	86	4660	80	
GL15	MINNEAPOLIS	CI9T061R	MINNEAPOLIS COMMUNITY AND TECHNICAL COLLEGE	AMA	3	3	100%	82	10	100	4299	84	
GL15	MINNEAPOLIS	CI9T061R	MINNEAPOLIS COMMUNITY AND TECHNICAL COLLEGE	AMG	6	5	83%	78	16	88	5172	80	

**SCHOOL NORMS VS NATIONAL PASSING NORMS**  
**1ST TEST ATTEMPT WITHIN 60 DAYS OF GRADUATION**

**AMA - AMG - AMP**

**8080-08**  
**2 QTR 2021**

FSDO ID	FSDO NAME	SCHOOL CERTIFICATE #	SCHOOL NAME	TEST CODE	CURRENT QUARTER Apr 1, 2021 to Jun 30, 2021				TWO YEAR ACCUMULATIVE Jul 1, 2019 to Jun 30, 2021				
					# of Applicants	# of Applicants Passed	% of Applicants Passed	Average Grade	School Applicants	School Norm	National Applicants	National Norm	\$147.38a
GL15	MINNEAPOLIS	CI9T061R	MINNEAPOLIS COMMUNITY AND TECHNICAL COLLEGE	AMP	2	1	50%	79	9	89	4660	80	
GL19	SPRINGFIELD	BNZT547C	SOUTHERN ILLINOIS UNIV AVN TECH	AMA	4	3	75%	73	21	95	4299	84	
GL19	SPRINGFIELD	BNZT547C	SOUTHERN ILLINOIS UNIV AVN TECH	AMG	8	7	88%	79	21	90	5172	80	
GL19	SPRINGFIELD	BNZT547C	SOUTHERN ILLINOIS UNIV AVN TECH	AMP	7	6	86%	79	22	91	4660	80	
GL19	SPRINGFIELD	L9LT087K	LINCOLN LAND COMMUNITY COLLEGE	AMA	1	1	100%	88	5	100	4299	84	
GL19	SPRINGFIELD	L9LT087K	LINCOLN LAND COMMUNITY COLLEGE	AMG					5	100	5172	80	
GL19	SPRINGFIELD	L9LT087K	LINCOLN LAND COMMUNITY COLLEGE	AMP	3	2	67%	72	7	71	4660	80	
GL21	FARGO	CH9T060R	NORTHLAND COMMUNITY AND TECHNICAL COLLEGE	AMA	6	5	83%	77	16	75	4299	84	
GL21	FARGO	CH9T060R	NORTHLAND COMMUNITY AND TECHNICAL COLLEGE	AMG	6	5	83%	81	15	87	5172	80	
GL21	FARGO	CH9T060R	NORTHLAND COMMUNITY AND TECHNICAL COLLEGE	AMP	6	6	100%	80	15	87	4660	80	
GL23	EAST MICHIGAN	BN9T040R	MIAT COLLEGE OF TECHNOLOGY	AMA	8	7	88%	80	42	93	4299	84	
GL23	EAST MICHIGAN	BN9T040R	MIAT COLLEGE OF TECHNOLOGY	AMG	5	3	60%	68	55	60	5172	80	*
GL23	EAST MICHIGAN	BN9T040R	MIAT COLLEGE OF TECHNOLOGY	AMP	5	4	80%	75	58	74	4660	80	
GL23	EAST MICHIGAN	JW8T257Q	LANSING COMMUNITY COLLEGE	AMA					37	84	4299	84	
GL23	EAST MICHIGAN	JW8T257Q	LANSING COMMUNITY COLLEGE	AMG					43	56	5172	80	*
GL23	EAST MICHIGAN	JW8T257Q	LANSING COMMUNITY COLLEGE	AMP					36	89	4660	80	
GL25	CLEVELAND	AE9T005R	AEROSPACE CENTER	AMA	2	2	100%	76	2	100	4299	84	
GL25	CLEVELAND	AE9T005R	AEROSPACE CENTER	AMG	3	1	34%	71	4	50	5172	80	*
GL25	CLEVELAND	AE9T005R	AEROSPACE CENTER	AMP	2	2	100%	78	8	100	4660	80	
GL25	CLEVELAND	EO9T119R	MAHONING COUNTY CAREER AND TECHNICAL CENTER	AMG					9	100	5172	80	
GL25	CLEVELAND	P6HT576K	PITTSBURGH INSTITUTE OF AERONAUTICS	AMA	20	19	95%	79	76	88	4299	84	
GL25	CLEVELAND	P6HT576K	PITTSBURGH INSTITUTE OF AERONAUTICS	AMG	16	14	88%	81	126	81	5172	80	
GL25	CLEVELAND	P6HT576K	PITTSBURGH INSTITUTE OF AERONAUTICS	AMP	16	12	75%	76	124	73	4660	80	
GL27	RAPID CITY	OV5T107N	LAKE AREA TECHNICAL INSTITUTE	AMA	3	2	67%	80	19	79	4299	84	

**SCHOOL NORMS VS NATIONAL PASSING NORMS**  
**1ST TEST ATTEMPT WITHIN 60 DAYS OF GRADUATION**

**AMA - AMG - AMP**

**8080-08**  
**2 QTR 2021**

FSDO ID	FSDO NAME	SCHOOL CERTIFICATE #	SCHOOL NAME	TEST CODE	CURRENT QUARTER Apr 1, 2021 to Jun 30, 2021				TWO YEAR ACCUMULATIVE Jul 1, 2019 to Jun 30, 2021				
					# of Applicants	# of Applicants Passed	% of Applicants Passed	Average Grade	School Applicants	School Norm	National Applicants	National Norm	\$147.38a
GL27	RAPID CITY	OV5T107N	LAKE AREA TECHNICAL INSTITUTE	AMG	1	1	100%	88	18	94	5172	80	
GL27	RAPID CITY	OV5T107N	LAKE AREA TECHNICAL INSTITUTE	AMP	16	16	100%	85	18	100	4660	80	
NM01	SEATTLE	EU9T125R	EVERETT COMMUNITY COLLEGE	AMA					31	97	4299	84	
NM01	SEATTLE	EU9T125R	EVERETT COMMUNITY COLLEGE	AMG					9	78	5172	80	
NM01	SEATTLE	EU9T125R	EVERETT COMMUNITY COLLEGE	AMP					10	100	4660	80	
NM01	SEATTLE	HQ6T596N	SOUTH SEATTLE COLLEGE	AMA	6	6	100%	82	41	93	4299	84	
NM01	SEATTLE	HQ6T596N	SOUTH SEATTLE COLLEGE	AMG	13	9	69%	76	30	80	5172	80	
NM01	SEATTLE	HQ6T596N	SOUTH SEATTLE COLLEGE	AMP	6	5	83%	79	33	85	4660	80	
NM01	SEATTLE	MK8T323Q	CLOVER PARK TECHNICAL COLLEGE	AMA	15	13	87%	84	36	94	4299	84	
NM01	SEATTLE	MK8T323Q	CLOVER PARK TECHNICAL COLLEGE	AMG	15	14	93%	84	39	92	5172	80	
NM01	SEATTLE	MK8T323Q	CLOVER PARK TECHNICAL COLLEGE	AMP					32	100	4660	80	
NM03	DENVER	DH9T086R	SPARTAN COLLEGE OF AERONAUTICS AND TECHNOLOGY	AMA	20	16	80%	77	131	77	4299	84	
NM03	DENVER	DH9T086R	SPARTAN COLLEGE OF AERONAUTICS AND TECHNOLOGY	AMG	26	21	81%	77	143	80	5172	80	
NM03	DENVER	DH9T086R	SPARTAN COLLEGE OF AERONAUTICS AND TECHNOLOGY	AMP	24	16	67%	73	133	74	4660	80	
NM05	HELENA	QH2T109L	HELENA COLLEGE UNIVERSITY OF MONTANA	AMA	1	1	100%	87	2	100	4299	84	
NM05	HELENA	QH2T109L	HELENA COLLEGE UNIVERSITY OF MONTANA	AMG					2	100	5172	80	
NM05	HELENA	QH2T109L	HELENA COLLEGE UNIVERSITY OF MONTANA	AMP					1	100	4660	80	
NM07	SALT LAKE CITY	ER9T122R	COLORADO NORTHWESTERN COMMUNITY COLLEGE	AMA					4	100	4299	84	
NM07	SALT LAKE CITY	ER9T122R	COLORADO NORTHWESTERN COMMUNITY COLLEGE	AMG					5	100	5172	80	
NM07	SALT LAKE CITY	ER9T122R	COLORADO NORTHWESTERN COMMUNITY COLLEGE	AMP	2	2	100%	86	5	100	4660	80	
NM07	SALT LAKE CITY	ET9T124R	IDAHO STATE UNIVERSITY	AMA	1	1	100%	83	6	100	4299	84	
NM07	SALT LAKE CITY	ET9T124R	IDAHO STATE UNIVERSITY	AMG					5	100	5172	80	
NM07	SALT LAKE CITY	ET9T124R	IDAHO STATE UNIVERSITY	AMP	4	4	100%	81	8	100	4660	80	

**SCHOOL NORMS VS NATIONAL PASSING NORMS**  
**1ST TEST ATTEMPT WITHIN 60 DAYS OF GRADUATION**

**AMA - AMG - AMP**

**8080-08**  
**2 QTR 2021**

FSDO ID	FSDO NAME	SCHOOL CERTIFICATE #	SCHOOL NAME	TEST CODE	CURRENT QUARTER Apr 1, 2021 to Jun 30, 2021				TWO YEAR ACCUMULATIVE Jul 1, 2019 to Jun 30, 2021				
					# of Applicants	# of Applicants Passed	% of Applicants Passed	Average Grade	School Applicants	School Norm	National Applicants	National Norm	\$147.38a
NM07	SALT LAKE CITY	EW9T127R	SALT LAKE COMMUNITY COLLEGE	AMA	2	2	100%	73	23	91	4299	84	
NM07	SALT LAKE CITY	EW9T127R	SALT LAKE COMMUNITY COLLEGE	AMG	2	1	50%	71	24	92	5172	80	
NM07	SALT LAKE CITY	EW9T127R	SALT LAKE COMMUNITY COLLEGE	AMP	8	7	88%	77	28	93	4660	80	
NM07	SALT LAKE CITY	GO3T534L	UTAH STATE UNIVERSITY	AMA	1	1	100%	85	4	100	4299	84	
NM07	SALT LAKE CITY	GO3T534L	UTAH STATE UNIVERSITY	AMG	2	2	100%	79	3	100	5172	80	
NM07	SALT LAKE CITY	GO3T534L	UTAH STATE UNIVERSITY	AMP					3	100	4660	80	
NM09	PORTLAND	DA9T079R	PORTLAND COMMUNITY COLLEGE	AMA	1	1	100%	85	4	75	4299	84	
NM09	PORTLAND	DA9T079R	PORTLAND COMMUNITY COLLEGE	AMG					3	100	5172	80	
NM09	PORTLAND	DA9T079R	PORTLAND COMMUNITY COLLEGE	AMP	1	1	100%	75	21	100	4660	80	
NM09	PORTLAND	EM8T117Q	LANE COMMUNITY COLLEGE	AMA					8	75	4299	84	
NM09	PORTLAND	EM8T117Q	LANE COMMUNITY COLLEGE	AMG					8	88	5172	80	
NM09	PORTLAND	EM8T117Q	LANE COMMUNITY COLLEGE	AMP					8	100	4660	80	
NM13	SPOKANE	3MBT603K	MOODY BIBLE INSTITUTE OF CHICAGO	AMA					23	91	4299	84	
NM13	SPOKANE	3MBT603K	MOODY BIBLE INSTITUTE OF CHICAGO	AMG					6	100	5172	80	
NM13	SPOKANE	3MBT603K	MOODY BIBLE INSTITUTE OF CHICAGO	AMP					25	96	4660	80	
NM13	SPOKANE	4NIT612K	NORTH IDAHO COLLEGE AEROSPACE CENTER OF EXCELLENCE	AMA					4	100	4299	84	
NM13	SPOKANE	4NIT612K	NORTH IDAHO COLLEGE AEROSPACE CENTER OF EXCELLENCE	AMG					7	100	5172	80	
NM13	SPOKANE	EL8T116Q	BIG BEND COMMUNITY COLLEGE	AMA	1	1	100%	74	12	100	4299	84	
NM13	SPOKANE	EL8T116Q	BIG BEND COMMUNITY COLLEGE	AMG					9	100	5172	80	
NM13	SPOKANE	EL8T116Q	BIG BEND COMMUNITY COLLEGE	AMP	4	3	75%	75	6	67	4660	80	
NM13	SPOKANE	GJ6T563N	SPOKANE COMMUNITY COLLEGE	AMA					5	100	4299	84	
NM13	SPOKANE	GJ6T563N	SPOKANE COMMUNITY COLLEGE	AMG	3	3	100%	87	11	100	5172	80	
NM13	SPOKANE	GJ6T563N	SPOKANE COMMUNITY COLLEGE	AMP	1	1	100%	86	14	93	4660	80	
SO09	ALABAMA & NW FLORIDA	3AQT606K	ALABAMA AVIATION COLLEGE AT ALBERTVILLE, AL	AMA	2	2	100%	76	8	100	4299	84	
SO09	ALABAMA & NW FLORIDA	3AQT606K	ALABAMA AVIATION COLLEGE AT ALBERTVILLE, AL	AMG	1	1	100%	82	6	83	5172	80	

**SCHOOL NORMS VS NATIONAL PASSING NORMS**  
**1ST TEST ATTEMPT WITHIN 60 DAYS OF GRADUATION**

**AMA - AMG - AMP**

**8080-08**  
**2 QTR 2021**

FSDO ID	FSDO NAME	SCHOOL CERTIFICATE #	SCHOOL NAME	TEST CODE	CURRENT QUARTER Apr 1, 2021 to Jun 30, 2021				TWO YEAR ACCUMULATIVE Jul 1, 2019 to Jun 30, 2021					
					# of Applicants	# of Applicants Passed	% of Applicants Passed	Average Grade	School Applicants	School Norm	National Applicants	National Norm	\$147.38a	
SO09	ALABAMA & NW FLORIDA	3AQT606K	ALABAMA AVIATION COLLEGE AT ALBERTVILLE, AL	AMP						2	100	4660	80	
SO09	ALABAMA & NW FLORIDA	5GST621K	GEORGE STONE TECHNICAL COLLEGE	AMA	6	5	83%	78		34	79	4299	84	
SO09	ALABAMA & NW FLORIDA	5GST621K	GEORGE STONE TECHNICAL COLLEGE	AMG						29	76	5172	80	
SO09	ALABAMA & NW FLORIDA	5GST621K	GEORGE STONE TECHNICAL COLLEGE	AMP	3	3	100%	81		23	78	4660	80	
SO09	ALABAMA & NW FLORIDA	77HT588K	HANEY TECHNICAL CENTER HIGH SCHOOL	AMA						4	100	4299	84	
SO09	ALABAMA & NW FLORIDA	77HT588K	HANEY TECHNICAL CENTER HIGH SCHOOL	AMG						5	100	5172	80	
SO09	ALABAMA & NW FLORIDA	77HT588K	HANEY TECHNICAL CENTER HIGH SCHOOL	AMP	1	1	100%	91		1	100	4660	80	
SO09	ALABAMA & NW FLORIDA	EN4T160M	ALABAMA AVIATION COLLEGE A UNIT OF ENTERPRISE COMM	AMA	18	15	83%	80		68	87	4299	84	
SO09	ALABAMA & NW FLORIDA	EN4T160M	ALABAMA AVIATION COLLEGE A UNIT OF ENTERPRISE COMM	AMG	8	7	88%	76		80	80	5172	80	
SO09	ALABAMA & NW FLORIDA	EN4T160M	ALABAMA AVIATION COLLEGE A UNIT OF ENTERPRISE COMM	AMP	3	3	100%	81		39	95	4660	80	
SO09	ALABAMA & NW FLORIDA	QLAT006K	ALABAMA AVIATION CENTER MOBILE OF COASTAL ALABAMA	AMA	6	6	100%	82		25	96	4299	84	
SO09	ALABAMA & NW FLORIDA	QLAT006K	ALABAMA AVIATION CENTER MOBILE OF COASTAL ALABAMA	AMG	4	4	100%	85		60	83	5172	80	
SO09	ALABAMA & NW FLORIDA	QLAT006K	ALABAMA AVIATION CENTER MOBILE OF COASTAL ALABAMA	AMP	5	5	100%	86		24	100	4660	80	
SO11	ATLANTA	1CVT581K	GEORGIA NORTHWESTERN TECHNICAL COLLEGE	AMA						16	100	4299	84	
SO11	ATLANTA	1CVT581K	GEORGIA NORTHWESTERN TECHNICAL COLLEGE	AMG	2	2	100%	89		19	100	5172	80	
SO11	ATLANTA	1CVT581K	GEORGIA NORTHWESTERN TECHNICAL COLLEGE	AMP						20	90	4660	80	
SO11	ATLANTA	40ST600K	SAVANNAH TECHNICAL COLLEGE	AMA						16	81	4299	84	
SO11	ATLANTA	40ST600K	SAVANNAH TECHNICAL COLLEGE	AMG	2	2	100%	73		20	80	5172	80	
SO11	ATLANTA	40ST600K	SAVANNAH TECHNICAL COLLEGE	AMP						22	100	4660	80	

**SCHOOL NORMS VS NATIONAL PASSING NORMS**  
**1ST TEST ATTEMPT WITHIN 60 DAYS OF GRADUATION**

**AMA - AMG - AMP**

**8080-08**  
**2 QTR 2021**

FSDO ID	FSDO NAME	SCHOOL CERTIFICATE #	SCHOOL NAME	TEST CODE	CURRENT QUARTER Apr 1, 2021 to Jun 30, 2021				TWO YEAR ACCUMULATIVE Jul 1, 2019 to Jun 30, 2021				
					# of Applicants	# of Applicants Passed	% of Applicants Passed	Average Grade	School Applicants	School Norm	National Applicants	National Norm	\$147.38a
SO11	ATLANTA	AU8T098K	AUGUSTA TECHNICAL COLLEGE	AMA					6	83	4299	84	
SO11	ATLANTA	AU8T098K	AUGUSTA TECHNICAL COLLEGE	AMG					7	100	5172	80	
SO11	ATLANTA	AU8T098K	AUGUSTA TECHNICAL COLLEGE	AMP					8	100	4660	80	
SO11	ATLANTA	CU9T073R	SOUTH GEORGIA TECHNICAL COLLEGE	AMA					5	100	4299	84	
SO11	ATLANTA	CU9T073R	SOUTH GEORGIA TECHNICAL COLLEGE	AMG					6	83	5172	80	
SO11	ATLANTA	CU9T073R	SOUTH GEORGIA TECHNICAL COLLEGE	AMP	1	1	100%	83	18	100	4660	80	
SO11	ATLANTA	GV0T010K	CENTRAL GEORGIA TECHNICAL COLLEGE	AMA					3	67	4299	84	
SO11	ATLANTA	GV0T010K	CENTRAL GEORGIA TECHNICAL COLLEGE	AMG					4	100	5172	80	
SO11	ATLANTA	GV0T010K	CENTRAL GEORGIA TECHNICAL COLLEGE	AMP					7	86	4660	80	
SO11	ATLANTA	HG6T054K	MIDDLE GEORGIA STATE UNIVERSITY	AMA	11	10	91%	80	30	87	4299	84	
SO11	ATLANTA	HG6T054K	MIDDLE GEORGIA STATE UNIVERSITY	AMG	8	6	75%	80	25	80	5172	80	
SO11	ATLANTA	HG6T054K	MIDDLE GEORGIA STATE UNIVERSITY	AMP	14	14	100%	82	33	94	4660	80	
SO11	ATLANTA	VI8T077K	TECHNICAL EDUCATION SERVICES INC	AMA	19	17	89%	79	187	86	4299	84	
SO11	ATLANTA	VI8T077K	TECHNICAL EDUCATION SERVICES INC	AMG	25	19	76%	77	289	82	5172	80	
SO11	ATLANTA	VI8T077K	TECHNICAL EDUCATION SERVICES INC	AMP	16	15	94%	81	132	91	4660	80	
SO13	COLUMBIA	3PIT597K	PITTSBURGH INSTITUTE OF AERONAUTICS	AMA	9	7	78%	75	61	84	4299	84	
SO13	COLUMBIA	3PIT597K	PITTSBURGH INSTITUTE OF AERONAUTICS	AMG					70	87	5172	80	
SO13	COLUMBIA	3PIT597K	PITTSBURGH INSTITUTE OF AERONAUTICS	AMP					76	74	4660	80	
SO13	COLUMBIA	EC9T107R	TRIDENT TECHNICAL COLLEGE	AMA	1	1	100%	80	10	70	4299	84	
SO13	COLUMBIA	EC9T107R	TRIDENT TECHNICAL COLLEGE	AMG	2	2	100%	85	12	83	5172	80	
SO13	COLUMBIA	EC9T107R	TRIDENT TECHNICAL COLLEGE	AMP					7	71	4660	80	
SO13	COLUMBIA	EI9T113R	GREENVILLE TECHNICAL COLLEGE	AMA					30	90	4299	84	
SO13	COLUMBIA	EI9T113R	GREENVILLE TECHNICAL COLLEGE	AMG	1	1	100%	78	31	87	5172	80	
SO13	COLUMBIA	EI9T113R	GREENVILLE TECHNICAL COLLEGE	AMP					34	88	4660	80	
SO15	ORLANDO	2RIT619K	ARI BEN AVIATOR INC	AMA	2	2	100%	77	2	100	4299	84	
SO15	ORLANDO	2RIT619K	ARI BEN AVIATOR INC	AMG	2	2	100%	85	3	100	5172	80	
SO15	ORLANDO	2RIT619K	ARI BEN AVIATOR INC	AMP					1	100	4660	80	
SO15	ORLANDO	6CKT604K	CENTRAL FLORIDA AEROSPACE ACADEMY	AMA					10	100	4299	84	



**SCHOOL NORMS VS NATIONAL PASSING NORMS**  
**1ST TEST ATTEMPT WITHIN 60 DAYS OF GRADUATION**

**AMA - AMG - AMP**

**8080-08**  
**2 QTR 2021**

FSDO ID	FSDO NAME	SCHOOL CERTIFICATE #	SCHOOL NAME	TEST CODE	CURRENT QUARTER Apr 1, 2021 to Jun 30, 2021				TWO YEAR ACCUMULATIVE Jul 1, 2019 to Jun 30, 2021				
					# of Applicants	# of Applicants Passed	% of Applicants Passed	Average Grade	School Applicants	School Norm	National Applicants	National Norm	\$147.38a
SO15	ORLANDO	6CKT604K	CENTRAL FLORIDA AEROSPACE ACADEMY	AMG					8	63	5172	80	
SO15	ORLANDO	6CKT604K	CENTRAL FLORIDA AEROSPACE ACADEMY	AMP	6	6	100%	82	14	93	4660	80	
SO15	ORLANDO	6EFT614K	EASTERN FLORIDA STATE COLLEGE	AMA	1	0	0%	66	21	95	4299	84	
SO15	ORLANDO	6EFT614K	EASTERN FLORIDA STATE COLLEGE	AMG	12	11	92%	82	28	93	5172	80	
SO15	ORLANDO	6EFT614K	EASTERN FLORIDA STATE COLLEGE	AMP					32	100	4660	80	
SO15	ORLANDO	FHXT099K	FLORIDA STATE COLLEGE AT JACKSONVILLE AVIATION CEN	AMA	11	8	73%	72	26	77	4299	84	
SO15	ORLANDO	FHXT099K	FLORIDA STATE COLLEGE AT JACKSONVILLE AVIATION CEN	AMG	16	15	94%	80	27	89	5172	80	
SO15	ORLANDO	FHXT099K	FLORIDA STATE COLLEGE AT JACKSONVILLE AVIATION CEN	AMP	1	1	100%	73	28	75	4660	80	
SO15	ORLANDO	NX4T404M	EMBRY RIDDLE AERONAUTICAL UNIVERSITY	AMA	8	8	100%	81	36	100	4299	84	
SO15	ORLANDO	NX4T404M	EMBRY RIDDLE AERONAUTICAL UNIVERSITY	AMG	10	10	100%	82	38	97	5172	80	
SO15	ORLANDO	NX4T404M	EMBRY RIDDLE AERONAUTICAL UNIVERSITY	AMP	14	14	100%	86	47	98	4660	80	
SO15	ORLANDO	Q5VT572K	AVIATION INSTITUTE OF MAINTENANCE	AMA	17	10	59%	70	145	58	4299	84	*
SO15	ORLANDO	Q5VT572K	AVIATION INSTITUTE OF MAINTENANCE	AMG	29	13	45%	68	173	51	5172	80	*
SO15	ORLANDO	Q5VT572K	AVIATION INSTITUTE OF MAINTENANCE	AMP	21	8	38%	64	158	45	4660	80	*
SO19	SOUTH FLORIDA	CT9T072R	GEORGE T BAKER AVIATION TECHNICAL COLLEGE	AMA	20	18	90%	82	78	94	4299	84	
SO19	SOUTH FLORIDA	CT9T072R	GEORGE T BAKER AVIATION TECHNICAL COLLEGE	AMG	12	11	92%	82	96	85	5172	80	
SO19	SOUTH FLORIDA	CT9T072R	GEORGE T BAKER AVIATION TECHNICAL COLLEGE	AMP	16	13	81%	79	77	94	4660	80	
SO19	SOUTH FLORIDA	IP8T224Q	BROWARD COLLEGE	AMA	6	6	100%	80	39	97	4299	84	
SO19	SOUTH FLORIDA	IP8T224Q	BROWARD COLLEGE	AMG	4	3	75%	75	39	87	5172	80	
SO19	SOUTH FLORIDA	IP8T224Q	BROWARD COLLEGE	AMP	8	6	75%	77	50	84	4660	80	
SO19	SOUTH FLORIDA	WT5T076K	LORENZO WALKER TECHNICAL COLLEGE	AMA					4	100	4299	84	
SO19	SOUTH FLORIDA	WT5T076K	LORENZO WALKER TECHNICAL COLLEGE	AMG	1	1	100%	72	8	75	5172	80	
SO19	SOUTH FLORIDA	WT5T076K	LORENZO WALKER TECHNICAL COLLEGE	AMP					4	100	4660	80	
SO35	TAMPA	BU9T047R	LIVELY TECHNICAL COLLEGE	AMA	3	3	100%	75	18	89	4299	84	
SO35	TAMPA	BU9T047R	LIVELY TECHNICAL COLLEGE	AMG	1	1	100%	78	11	100	5172	80	

**SCHOOL NORMS VS NATIONAL PASSING NORMS**  
**1ST TEST ATTEMPT WITHIN 60 DAYS OF GRADUATION**

**AMA - AMG - AMP**

**8080-08**  
**2 QTR 2021**

FSDO ID	FSDO NAME	SCHOOL CERTIFICATE #	SCHOOL NAME	TEST CODE	CURRENT QUARTER Apr 1, 2021 to Jun 30, 2021				TWO YEAR ACCUMULATIVE Jul 1, 2019 to Jun 30, 2021				
					# of Applicants	# of Applicants Passed	% of Applicants Passed	Average Grade	School Applicants	School Norm	National Applicants	National Norm	\$147.38a
SO35	TAMPA	BU9T047R	LIVELY TECHNICAL COLLEGE	AMP					5	100	4660	80	
SO35	TAMPA	DV9T100R	NATIONAL AVIATION ACADEMY OF MISSISSIPPI INC	AMA	16	14	88%	75	271	85	4299	84	
SO35	TAMPA	DV9T100R	NATIONAL AVIATION ACADEMY OF MISSISSIPPI INC	AMG	94	73	78%	75	419	73	5172	80	
SO35	TAMPA	DV9T100R	NATIONAL AVIATION ACADEMY OF MISSISSIPPI INC	AMP	52	31	60%	72	345	74	4660	80	
SO63	SAN JUAN	DN9T092R	PUERTO RICO AVIATION MAINTENANCE INSTITUTE	AMA					5	100	4299	84	
SO63	SAN JUAN	DN9T092R	PUERTO RICO AVIATION MAINTENANCE INSTITUTE	AMP	1	1	100%	79	4	75	4660	80	
SW01	ALBUQUERQUE	Q8UT573K	CENTRAL NEW MEXICO COMMUNITY COLLEGE	AMA					4	75	4299	84	
SW01	ALBUQUERQUE	Q8UT573K	CENTRAL NEW MEXICO COMMUNITY COLLEGE	AMG	2	2	100%	85	2	100	5172	80	
SW01	ALBUQUERQUE	Q8UT573K	CENTRAL NEW MEXICO COMMUNITY COLLEGE	AMP	3	3	100%	88	10	100	4660	80	
SW03	BATON ROUGE	2BTT611K	BATON ROUGE COMMUNITY COLLEGE	AMA					5	100	4299	84	
SW03	BATON ROUGE	2BTT611K	BATON ROUGE COMMUNITY COLLEGE	AMG					5	100	5172	80	
SW03	BATON ROUGE	2BTT611K	BATON ROUGE COMMUNITY COLLEGE	AMP	2	2	100%	84	2	100	4660	80	
SW03	BATON ROUGE	BB9T028R	SOWELA TECHNICAL COMMUNITY COLLEGE	AMG					1	100	5172	80	
SW03	BATON ROUGE	LVFT015K	SOUTH LOUISIANA COMMUNITY COLLEGE	AMA	1	1	100%	89	3	100	4299	84	
SW03	BATON ROUGE	LVFT015K	SOUTH LOUISIANA COMMUNITY COLLEGE	AMG	3	3	100%	90	8	75	5172	80	
SW03	BATON ROUGE	LVFT015K	SOUTH LOUISIANA COMMUNITY COLLEGE	AMP	1	1	100%	80	4	100	4660	80	
SW03	BATON ROUGE	XSUT020K	SOUTHERN UNIVERSITY	AMA					4	50	4299	84	*
SW03	BATON ROUGE	XSUT020K	SOUTHERN UNIVERSITY	AMG					3	67	5172	80	
SW03	BATON ROUGE	XSUT020K	SOUTHERN UNIVERSITY	AMP					4	50	4660	80	*
SW09	HOUSTON	9MUT613K	MICHIGAN INSTITUTE OF AERONAUTICS, LLC.	AMA	5	5	100%	79	28	89	4299	84	
SW09	HOUSTON	9MUT613K	MICHIGAN INSTITUTE OF AERONAUTICS, LLC.	AMG	7	7	100%	79	32	88	5172	80	
SW09	HOUSTON	9MUT613K	MICHIGAN INSTITUTE OF AERONAUTICS, LLC.	AMP	6	5	83%	77	33	97	4660	80	
SW09	HOUSTON	X88T585K	AVIATION INSTITUTE OF MAINTENANCE	AMA	17	12	71%	73	94	70	4299	84	
SW09	HOUSTON	X88T585K	AVIATION INSTITUTE OF MAINTENANCE	AMG	15	11	73%	75	128	67	5172	80	
SW09	HOUSTON	X88T585K	AVIATION INSTITUTE OF MAINTENANCE	AMP	14	11	79%	73	127	61	4660	80	*
SW11	LITTLE ROCK	2MCT601K	ARKANSAS STATE UNIVERSITY MID-SOUTH	AMA					3	100	4299	84	
SW11	LITTLE ROCK	2MCT601K	ARKANSAS STATE UNIVERSITY MID-SOUTH	AMG					1	0	5172	80	*
SW11	LITTLE ROCK	2MCT601K	ARKANSAS STATE UNIVERSITY MID-SOUTH	AMP					4	100	4660	80	

**SCHOOL NORMS VS NATIONAL PASSING NORMS**  
**1ST TEST ATTEMPT WITHIN 60 DAYS OF GRADUATION**

**AMA - AMG - AMP**

**8080-08**  
**2 QTR 2021**

FSDO ID	FSDO NAME	SCHOOL CERTIFICATE #	SCHOOL NAME	TEST CODE	CURRENT QUARTER Apr 1, 2021 to Jun 30, 2021				TWO YEAR ACCUMULATIVE Jul 1, 2019 to Jun 30, 2021				
					# of Applicants	# of Applicants Passed	% of Applicants Passed	Average Grade	School Applicants	School Norm	National Applicants	National Norm	\$147.38a
SW11	LITTLE ROCK	6ANT594K	ARKANSAS NORTHEASTERN COLLEGE	AMA					1	100	4299	84	
SW11	LITTLE ROCK	6ANT594K	ARKANSAS NORTHEASTERN COLLEGE	AMG					2	100	5172	80	
SW11	LITTLE ROCK	AW9T023R	UNIVERSITY OF ARKANSAS-PULASKI TECHNICAL COLLEGE	AMA	2	2	100%	85	9	100	4299	84	
SW11	LITTLE ROCK	AW9T023R	UNIVERSITY OF ARKANSAS-PULASKI TECHNICAL COLLEGE	AMG	1	1	100%	87	7	100	5172	80	
SW11	LITTLE ROCK	AW9T023R	UNIVERSITY OF ARKANSAS-PULASKI TECHNICAL COLLEGE	AMP					12	92	4660	80	
SW11	LITTLE ROCK	BD9T030R	SOUTHERN ARKANSAS UNIVERSITY TECH CAMDEN CAMPUS	AMA					3	34	4299	84	*
SW11	LITTLE ROCK	BD9T030R	SOUTHERN ARKANSAS UNIVERSITY TECH CAMDEN CAMPUS	AMG					2	100	5172	80	
SW13	LUBBOCK	AM0T064K	AMARILLO COLLEGE	AMA	1	1	100%	77	9	67	4299	84	
SW13	LUBBOCK	AM0T064K	AMARILLO COLLEGE	AMG					4	75	5172	80	
SW13	LUBBOCK	AM0T064K	AMARILLO COLLEGE	AMP					9	67	4660	80	
SW13	LUBBOCK	BC9T029R	EASTERN NEW MEXICO UNIVERSITY	AMA					2	100	4299	84	
SW13	LUBBOCK	BC9T029R	EASTERN NEW MEXICO UNIVERSITY	AMG					2	50	5172	80	*
SW13	LUBBOCK	BC9T029R	EASTERN NEW MEXICO UNIVERSITY	AMP					2	100	4660	80	
SW13	LUBBOCK	VMCT038K	MIDLAND COLLEGE AMT	AMA					4	100	4299	84	
SW13	LUBBOCK	VMCT038K	MIDLAND COLLEGE AMT	AMG					1	100	5172	80	
SW13	LUBBOCK	VMCT038K	MIDLAND COLLEGE AMT	AMP					6	100	4660	80	
SW13	LUBBOCK	XMOT044K	TEXAS STATE TECHNICAL COLLEGE	AMA	1	1	100%	92	2	100	4299	84	
SW13	LUBBOCK	XMOT044K	TEXAS STATE TECHNICAL COLLEGE	AMG	3	2	67%	79	9	78	5172	80	
SW13	LUBBOCK	XMOT044K	TEXAS STATE TECHNICAL COLLEGE	AMP					6	83	4660	80	
SW13	LUBBOCK	XW5T078K	SOUTHWEST TECHNOLOGY CENTER	AMA	4	3	75%	79	24	71	4299	84	
SW13	LUBBOCK	XW5T078K	SOUTHWEST TECHNOLOGY CENTER	AMG	10	8	80%	77	32	63	5172	80	
SW13	LUBBOCK	XW5T078K	SOUTHWEST TECHNOLOGY CENTER	AMP	3	1	34%	69	25	72	4660	80	
SW15	OKLAHOMA CITY	BE9T031R	METRO-TECH AVIATION CAREER CENTER	AMA	2	2	100%	85	22	95	4299	84	
SW15	OKLAHOMA CITY	BE9T031R	METRO-TECH AVIATION CAREER CENTER	AMG	4	3	75%	75	16	94	5172	80	

**SCHOOL NORMS VS NATIONAL PASSING NORMS**  
**1ST TEST ATTEMPT WITHIN 60 DAYS OF GRADUATION**

**AMA - AMG - AMP**

**8080-08**  
**2 QTR 2021**

FSDO ID	FSDO NAME	SCHOOL CERTIFICATE #	SCHOOL NAME	TEST CODE	CURRENT QUARTER Apr 1, 2021 to Jun 30, 2021				TWO YEAR ACCUMULATIVE Jul 1, 2019 to Jun 30, 2021				
					# of Applicants	# of Applicants Passed	% of Applicants Passed	Average Grade	School Applicants	School Norm	National Applicants	National Norm	\$147.38a
SW15	OKLAHOMA CITY	BE9T031R	METRO-TECH AVIATION CAREER CENTER	AMP	1	1	100%	70	9	100	4660	80	
SW15	OKLAHOMA CITY	BF9T032R	TULSA TECHNOLOGY CENTER SCHOOL DISTRICT NUMBER 18	AMA	6	6	100%	83	33	94	4299	84	
SW15	OKLAHOMA CITY	BF9T032R	TULSA TECHNOLOGY CENTER SCHOOL DISTRICT NUMBER 18	AMG	7	6	86%	85	32	88	5172	80	
SW15	OKLAHOMA CITY	BF9T032R	TULSA TECHNOLOGY CENTER SCHOOL DISTRICT NUMBER 18	AMP	1	1	100%	73	30	93	4660	80	
SW15	OKLAHOMA CITY	BG9T033R	GORDON COOPER TECHNOLOGY CENTER	AMA	1	1	100%	85	27	96	4299	84	
SW15	OKLAHOMA CITY	BG9T033R	GORDON COOPER TECHNOLOGY CENTER	AMG	2	2	100%	78	14	100	5172	80	
SW15	OKLAHOMA CITY	BG9T033R	GORDON COOPER TECHNOLOGY CENTER	AMP	7	7	100%	83	20	100	4660	80	
SW15	OKLAHOMA CITY	CB9T054R	SPARTAN EDUCATION LLC	AMA	5	5	100%	82	27	100	4299	84	
SW15	OKLAHOMA CITY	CB9T054R	SPARTAN EDUCATION LLC	AMG	5	4	80%	75	25	80	5172	80	
SW15	OKLAHOMA CITY	CB9T054R	SPARTAN EDUCATION LLC	AMP	6	6	100%	80	31	84	4660	80	
SW15	OKLAHOMA CITY	VVLT036R	CANADIAN VALLEY TECHNOLOGY CENTER	AMA	1	0	0%	65	39	92	4299	84	
SW15	OKLAHOMA CITY	VVLT036R	CANADIAN VALLEY TECHNOLOGY CENTER	AMG	1	1	100%	72	41	80	5172	80	
SW15	OKLAHOMA CITY	VVLT036R	CANADIAN VALLEY TECHNOLOGY CENTER	AMP					32	97	4660	80	
SW17	SAN ANTONIO	BJ2T718K	HALLMARK UNIVERSITY, INC.	AMA	20	11	55%	71	99	82	4299	84	
SW17	SAN ANTONIO	BJ2T718K	HALLMARK UNIVERSITY, INC.	AMG	18	18	100%	81	104	88	5172	80	
SW17	SAN ANTONIO	BJ2T718K	HALLMARK UNIVERSITY, INC.	AMP	20	19	95%	81	81	89	4660	80	
SW17	SAN ANTONIO	D18T094K	DEL MAR COLLEGE	AMA					1	100	4299	84	
SW17	SAN ANTONIO	D18T094K	DEL MAR COLLEGE	AMG					2	50	5172	80	*
SW17	SAN ANTONIO	D18T094K	DEL MAR COLLEGE	AMP					1	100	4660	80	
SW17	SAN ANTONIO	PHJT009K	ST PHILIPS COLLEGE	AMA	3	3	100%	79	5	100	4299	84	
SW17	SAN ANTONIO	PHJT009K	ST PHILIPS COLLEGE	AMG	2	1	50%	75	4	50	5172	80	*
SW17	SAN ANTONIO	PHJT009K	ST PHILIPS COLLEGE	AMP					8	100	4660	80	
SW17	SAN ANTONIO	ZUTT051K	TEXAS STATE TECHNICAL COLLEGE	AMA	1	1	100%	88	15	87	4299	84	
SW17	SAN ANTONIO	ZUTT051K	TEXAS STATE TECHNICAL COLLEGE	AMG					18	83	5172	80	
SW17	SAN ANTONIO	ZUTT051K	TEXAS STATE TECHNICAL COLLEGE	AMP					6	100	4660	80	

**SCHOOL NORMS VS NATIONAL PASSING NORMS**  
**1ST TEST ATTEMPT WITHIN 60 DAYS OF GRADUATION**

**AMA - AMG - AMP**

**8080-08**  
**2 QTR 2021**

FSDO ID	FSDO NAME	SCHOOL CERTIFICATE #	SCHOOL NAME	TEST CODE	CURRENT QUARTER Apr 1, 2021 to Jun 30, 2021				TWO YEAR ACCUMULATIVE Jul 1, 2019 to Jun 30, 2021				
					# of Applicants	# of Applicants Passed	% of Applicants Passed	Average Grade	School Applicants	School Norm	National Applicants	National Norm	\$147.38a
SW19	NORTH TEXAS	AZ9T026R	TARRANT COUNTY COLLEGE	AMA	13	12	92%	80	57	89	4299	84	
SW19	NORTH TEXAS	AZ9T026R	TARRANT COUNTY COLLEGE	AMG	7	7	100%	80	56	84	5172	80	
SW19	NORTH TEXAS	AZ9T026R	TARRANT COUNTY COLLEGE	AMP	5	4	80%	80	53	85	4660	80	
SW19	NORTH TEXAS	FT8T150Q	TEXAS STATE TECHNICAL COLLEGE	AMA	1	1	100%	92	9	89	4299	84	
SW19	NORTH TEXAS	FT8T150Q	TEXAS STATE TECHNICAL COLLEGE	AMG					8	100	5172	80	
SW19	NORTH TEXAS	FT8T150Q	TEXAS STATE TECHNICAL COLLEGE	AMP					13	100	4660	80	
SW19	NORTH TEXAS	GM8T169Q	LETOURNEAU UNIVERSITY	AMA	6	4	67%	77	24	83	4299	84	
SW19	NORTH TEXAS	GM8T169Q	LETOURNEAU UNIVERSITY	AMG	6	6	100%	83	23	96	5172	80	
SW19	NORTH TEXAS	GM8T169Q	LETOURNEAU UNIVERSITY	AMP	5	5	100%	87	21	95	4660	80	
SW19	NORTH TEXAS	U5DT571K	AVIATION INSTITUTE OF MAINTENANCE	AMA	23	18	78%	74	143	64	4299	84	*
SW19	NORTH TEXAS	U5DT571K	AVIATION INSTITUTE OF MAINTENANCE	AMG	31	21	68%	72	205	67	5172	80	*
SW19	NORTH TEXAS	U5DT571K	AVIATION INSTITUTE OF MAINTENANCE	AMP	25	18	72%	73	133	55	4660	80	*
SW31	JACKSON	DU9T099R	HINDS COMMUNITY COLLEGE DISTRICT	AMA	3	2	67%	77	9	78	4299	84	
SW31	JACKSON	DU9T099R	HINDS COMMUNITY COLLEGE DISTRICT	AMG					16	88	5172	80	
SW31	JACKSON	DU9T099R	HINDS COMMUNITY COLLEGE DISTRICT	AMP					16	81	4660	80	
SW31	JACKSON	EH9T112R	NORTHWEST MISSISSIPPI COMMUNITY COLLEGE	AMA	7	7	100%	78	18	89	4299	84	
SW31	JACKSON	EH9T112R	NORTHWEST MISSISSIPPI COMMUNITY COLLEGE	AMG					9	100	5172	80	
SW31	JACKSON	EH9T112R	NORTHWEST MISSISSIPPI COMMUNITY COLLEGE	AMP					23	91	4660	80	
WP01	VAN NUYS	CZ9T078R	NORTH VALLEY OCCUPATIONAL CENTER	AMA					2	100	4299	84	
WP01	VAN NUYS	CZ9T078R	NORTH VALLEY OCCUPATIONAL CENTER	AMG					4	75	5172	80	
WP01	VAN NUYS	CZ9T078R	NORTH VALLEY OCCUPATIONAL CENTER	AMP	1	1	100%	82	4	100	4660	80	
WP01	VAN NUYS	VLTT024K	ANTELOPE VALLEY COMMUNITY COLLEGE	AMA	1	1	100%	83	9	78	4299	84	
WP01	VAN NUYS	VLTT024K	ANTELOPE VALLEY COMMUNITY COLLEGE	AMG					15	100	5172	80	
WP01	VAN NUYS	VLTT024K	ANTELOPE VALLEY COMMUNITY COLLEGE	AMP					2	100	4660	80	
WP05	LONG BEACH	DP9T094R	ORANGE COAST COLLEGE	AMA	3	2	67%	80	9	78	4299	84	
WP05	LONG BEACH	DP9T094R	ORANGE COAST COLLEGE	AMG	8	8	100%	82	13	92	5172	80	
WP05	LONG BEACH	DP9T094R	ORANGE COAST COLLEGE	AMP	3	3	100%	88	14	86	4660	80	
WP07	SCOTTSDALE	7WET596K	WESTERN MARICOPA EDUCATION CENTER	AMA	1	1	100%	77	11	91	4299	84	

**SCHOOL NORMS VS NATIONAL PASSING NORMS**  
**1ST TEST ATTEMPT WITHIN 60 DAYS OF GRADUATION**

**AMA - AMG - AMP**

**8080-08**  
**2 QTR 2021**

FSDO ID	FSDO NAME	SCHOOL CERTIFICATE #	SCHOOL NAME	TEST CODE	CURRENT QUARTER				TWO YEAR ACCUMULATIVE				
					Apr 1, 2021 to Jun 30, 2021				Jul 1, 2019 to Jun 30, 2021				
					# of Applicants	# of Applicants Passed	% of Applicants Passed	Average Grade	School Applicants	School Norm	National Applicants	National Norm	\$147.38a
WP07	SCOTTSDALE	7WET596K	WESTERN MARICOPA EDUCATION CENTER	AMG	1	1	100%	73	15	100	5172	80	
WP07	SCOTTSDALE	7WET596K	WESTERN MARICOPA EDUCATION CENTER	AMP					10	100	4660	80	
WP07	SCOTTSDALE	GBIT003K	CHANDLER-GILBERT COMMUNITY COLLEGE	AMA	5	5	100%	85	28	82	4299	84	
WP07	SCOTTSDALE	GBIT003K	CHANDLER-GILBERT COMMUNITY COLLEGE	AMG	9	7	78%	79	34	85	5172	80	
WP07	SCOTTSDALE	GBIT003K	CHANDLER-GILBERT COMMUNITY COLLEGE	AMP					52	85	4660	80	
WP07	SCOTTSDALE	IZPT564X	PIMA COUNTY COMMUNITY COLLEGE	AMA					17	94	4299	84	
WP07	SCOTTSDALE	IZPT564X	PIMA COUNTY COMMUNITY COLLEGE	AMG	1	1	100%	77	24	96	5172	80	
WP07	SCOTTSDALE	IZPT564X	PIMA COUNTY COMMUNITY COLLEGE	AMP	1	1	100%	76	13	92	4660	80	
WP09	SAN DIEGO	CM9T065R	SAN DIEGO COMMUNITY COLLEGE DISTRIC	AMA	1	1	100%	83	8	100	4299	84	
WP09	SAN DIEGO	CM9T065R	SAN DIEGO COMMUNITY COLLEGE DISTRIC	AMG	1	1	100%	88	10	100	5172	80	
WP09	SAN DIEGO	CM9T065R	SAN DIEGO COMMUNITY COLLEGE DISTRIC	AMP	2	2	100%	81	9	100	4660	80	
WP13	HONOLULU	DI9T087R	HONOLULU COMMUNITY COLLEGE - DEPT OF AERONAUTICS	AMA	1	1	100%	86	8	100	4299	84	
WP13	HONOLULU	DI9T087R	HONOLULU COMMUNITY COLLEGE - DEPT OF AERONAUTICS	AMG	2	2	100%	85	9	100	5172	80	
WP13	HONOLULU	DI9T087R	HONOLULU COMMUNITY COLLEGE - DEPT OF AERONAUTICS	AMP	6	6	100%	84	16	100	4660	80	
WP15	SAN JOSE	DJ9T088R	GAVILAN COLLEGE	AMA					8	100	4299	84	
WP15	SAN JOSE	DJ9T088R	GAVILAN COLLEGE	AMG	1	1	100%	88	12	83	5172	80	
WP15	SAN JOSE	DJ9T088R	GAVILAN COLLEGE	AMP	2	1	50%	78	8	75	4660	80	
WP17	FRESNO	CU3T436L	REEDLEY COLLEGE	AMA	1	1	100%	73	10	100	4299	84	
WP17	FRESNO	CU3T436L	REEDLEY COLLEGE	AMG	2	2	100%	80	13	100	5172	80	
WP17	FRESNO	CU3T436L	REEDLEY COLLEGE	AMP	1	0	0%	66	9	56	4660	80	*
WP17	FRESNO	YSJT030K	SAN JOAQUIN VALLEY COLLEGE INC	AMA	3	3	100%	87	22	82	4299	84	
WP17	FRESNO	YSJT030K	SAN JOAQUIN VALLEY COLLEGE INC	AMG					14	71	5172	80	
WP17	FRESNO	YSJT030K	SAN JOAQUIN VALLEY COLLEGE INC	AMP					21	95	4660	80	
WP19	NEVADA	9VMT610K	AVIATION INSTITUTE OF MAINTENANCE	AMA	17	14	82%	76	177	71	4299	84	
WP19	NEVADA	9VMT610K	AVIATION INSTITUTE OF MAINTENANCE	AMG	27	18	67%	73	225	69	5172	80	*

**SCHOOL NORMS VS NATIONAL PASSING NORMS**  
**1ST TEST ATTEMPT WITHIN 60 DAYS OF GRADUATION**

**AMA - AMG - AMP**

**8080-08**  
**2 QTR 2021**

FSDO ID	FSDO NAME	SCHOOL CERTIFICATE #	SCHOOL NAME	TEST CODE	CURRENT QUARTER Apr 1, 2021 to Jun 30, 2021				TWO YEAR ACCUMULATIVE Jul 1, 2019 to Jun 30, 2021				
					# of Applicants	# of Applicants Passed	% of Applicants Passed	Average Grade	School Applicants	School Norm	National Applicants	National Norm	\$147.38a
WP19	NEVADA	9VMT610K	AVIATION INSTITUTE OF MAINTENANCE	AMP	30	16	53%	68	212	58	4660	80	*
WP21	RIVERSIDE	2S1T589K	VICTOR VALLEY COLLEGE SCLA SCHOOL OF AVIATION TECH	AMA	3	1	34%	71	6	67	4299	84	
WP21	RIVERSIDE	2S1T589K	VICTOR VALLEY COLLEGE SCLA SCHOOL OF AVIATION TECH	AMG					1	100	5172	80	
WP21	RIVERSIDE	2S1T589K	VICTOR VALLEY COLLEGE SCLA SCHOOL OF AVIATION TECH	AMP	1	1	100%	79	2	100	4660	80	
WP21	RIVERSIDE	7BIT627K	BOUNTY ISLAND CORPORATION	AMA	5	5	100%	78	26	92	4299	84	
WP21	RIVERSIDE	7BIT627K	BOUNTY ISLAND CORPORATION	AMG	4	3	75%	82	23	74	5172	80	
WP21	RIVERSIDE	7BIT627K	BOUNTY ISLAND CORPORATION	AMP	5	4	80%	77	20	85	4660	80	
WP21	RIVERSIDE	CK9T063R	CHAFFEY COMMUNITY COLLEGE	AMA					18	100	4299	84	
WP21	RIVERSIDE	CK9T063R	CHAFFEY COMMUNITY COLLEGE	AMG					16	81	5172	80	
WP21	RIVERSIDE	CK9T063R	CHAFFEY COMMUNITY COLLEGE	AMP					16	100	4660	80	
WP21	RIVERSIDE	HO8T197Q	SAN BERNARDINO VALLEY COLLEGE	AMA	1	1	100%	83	7	86	4299	84	
WP21	RIVERSIDE	HO8T197Q	SAN BERNARDINO VALLEY COLLEGE	AMG	2	2	100%	81	10	80	5172	80	
WP21	RIVERSIDE	HO8T197Q	SAN BERNARDINO VALLEY COLLEGE	AMP	1	1	100%	78	14	93	4660	80	
WP23	LOS ANGELES	CQ9T069R	MT SAN ANTONIO COLLEGE	AMA					7	100	4299	84	
WP23	LOS ANGELES	CQ9T069R	MT SAN ANTONIO COLLEGE	AMG	2	2	100%	76	15	93	5172	80	
WP23	LOS ANGELES	CQ9T069R	MT SAN ANTONIO COLLEGE	AMP					13	92	4660	80	
WP23	LOS ANGELES	GH3T527L	WEST LOS ANGELES COLLEGE	AMA	1	1	100%	83	16	81	4299	84	
WP23	LOS ANGELES	GH3T527L	WEST LOS ANGELES COLLEGE	AMG					11	100	5172	80	
WP23	LOS ANGELES	GH3T527L	WEST LOS ANGELES COLLEGE	AMP					17	88	4660	80	
WP23	LOS ANGELES	NR0T084K	SPARTAN COLLEGE OF AERONAUTICS & TECHNOLOGY	AMA	13	10	77%	79	33	85	4299	84	
WP23	LOS ANGELES	NR0T084K	SPARTAN COLLEGE OF AERONAUTICS & TECHNOLOGY	AMG	19	15	79%	77	62	77	5172	80	
WP23	LOS ANGELES	NR0T084K	SPARTAN COLLEGE OF AERONAUTICS & TECHNOLOGY	AMP	6	5	83%	79	38	84	4660	80	
WP25	SACRAMENTO	BI9T035R	SACRAMENTO CITY COLLEGE	AMA					3	100	4299	84	

**SCHOOL NORMS VS NATIONAL PASSING NORMS**  
**1ST TEST ATTEMPT WITHIN 60 DAYS OF GRADUATION**

**AMA - AMG - AMP**

**8080-08**  
**2 QTR 2021**

FSDO ID	FSDO NAME	SCHOOL CERTIFICATE #	SCHOOL NAME	TEST CODE	CURRENT QUARTER Apr 1, 2021 to Jun 30, 2021				TWO YEAR ACCUMULATIVE Jul 1, 2019 to Jun 30, 2021				
					# of Applicants	# of Applicants Passed	% of Applicants Passed	Average Grade	School Applicants	School Norm	National Applicants	National Norm	\$147.38a
WP25	SACRAMENTO	BI9T035R	SACRAMENTO CITY COLLEGE	AMG					3	100	5172	80	
WP25	SACRAMENTO	BI9T035R	SACRAMENTO CITY COLLEGE	AMP					4	100	4660	80	
WP25	SACRAMENTO	DB9T080R	SOLANO COMM COLLEGE SCHOOL OF AERO	AMA					7	100	4299	84	
WP25	SACRAMENTO	DB9T080R	SOLANO COMM COLLEGE SCHOOL OF AERO	AMG					4	75	5172	80	
WP25	SACRAMENTO	DB9T080R	SOLANO COMM COLLEGE SCHOOL OF AERO	AMP	1	1	100%	93	1	100	4660	80	
WP27	OKLAND	2AQT602K	AVIATION INSTITUTE OF MAINTENANCE OAKLAND CAMPUS	AMA	7	5	71%	72	54	89	4299	84	
WP27	OKLAND	2AQT602K	AVIATION INSTITUTE OF MAINTENANCE OAKLAND CAMPUS	AMG	16	10	63%	71	83	76	5172	80	
WP27	OKLAND	2AQT602K	AVIATION INSTITUTE OF MAINTENANCE OAKLAND CAMPUS	AMP	9	9	100%	84	59	81	4660	80	
WP27	OKLAND	CO9T067R	COLLEGE OF ALAMEDA	AMA	1	1	100%	79	17	76	4299	84	
WP27	OKLAND	CO9T067R	COLLEGE OF ALAMEDA	AMG					21	67	5172	80	
WP27	OKLAND	CO9T067R	COLLEGE OF ALAMEDA	AMP	5	3	60%	74	18	78	4660	80	
WP27	OKLAND	DC9T081R	CITY COLLEGE OF SAN FRANCISCO	AMA					3	67	4299	84	
WP27	OKLAND	DC9T081R	CITY COLLEGE OF SAN FRANCISCO	AMG					1	100	5172	80	
WP27	OKLAND	DC9T081R	CITY COLLEGE OF SAN FRANCISCO	AMP					2	100	4660	80	



**SCHOOL NORMS VS NATIONAL PASSING NORMS**  
**1ST TEST ATTEMPT WITHIN 60 DAYS OF GRADUATION**  
**PERCENTAGE OF QUESTIONS PASSED BY TOPIC**

**AMA**

**8080-08**  
**2 QTR 2021**

**JUL 1, 2020 TO JUN 30, 2021**

FSDO ID	FSDO NAME	SCHOOL CERTIFICATE #	SCHOOL NAME	JUL 1, 2020 TO JUN 30, 2021																
				Wood Structures	Aircraft Covering	Aircraft Finishes	Sheet Metal and Non-Metallic Structures	Welding	Assembly and Rigging	Airframe Inspection	Aircraft Landing Gear Systems	Hydraulic and Pneumatic Power Systems	Cabin Atmosphere Control Systems	Aircraft Instrument Systems	Communication and Navigation Systems	Aircraft Fuel Systems	Aircraft Electrical Systems	Position and Warning Systems	Ice and Rain Control Systems	Fire Protection Systems
<b>ALL</b>	<b>ALL</b>	<b>ALL</b>	<b>NATIONAL</b>	<b>84.8%</b>	<b>83.6%</b>	<b>85.6%</b>	<b>78.2%</b>	<b>83.4%</b>	<b>82.8%</b>	<b>75.2%</b>	<b>78.4%</b>	<b>76.6%</b>	<b>71.5%</b>	<b>76.8%</b>	<b>79.8%</b>	<b>80.2%</b>	<b>75.5%</b>	<b>77.1%</b>	<b>76.4%</b>	<b>86.1%</b>
AL01	FAIRBANKS	DW9T101R	UNIVERSITY OF ALASKA FAIRBANKS	88.2%	84.6%	85.7%	82.5%	92.9%	<b>80.0%</b>	88.9%	78.8%	<b>73.0%</b>	74.4%	82.1%	<b>76.9%</b>	81.1%	<b>73.9%</b>	82.8%	79.5%	<b>80.6%</b>
AL03	ANCHORAGE	3VRT609K	YUUT ELITNAURVIAT REGIONAL AMT SCHOOL	100.0%	<b>50.0%</b>	<b>50.0%</b>	<b>60.9%</b>	<b>83.3%</b>	85.7%	100.0%	88.2%	<b>75.0%</b>	<b>71.4%</b>	<b>70.0%</b>	<b>60.0%</b>	95.5%	85.3%	<b>63.6%</b>	100.0%	100.0%
AL03	ANCHORAGE	DQ9T095R	UNIVERSITY OF ALASKA ANCHORAGE	100.0%	87.5%	100.0%	86.3%	95.8%	92.9%	100.0%	84.8%	84.8%	78.6%	92.7%	<b>77.5%</b>	93.2%	85.9%	85.4%	87.5%	95.5%
CE01	DES MOINES	BJ9T036R	IOWA WESTERN COMMUNITY COLLEGE	90.9%	100.0%	90.0%	<b>75.4%</b>	93.3%	84.3%	90.0%	80.2%	82.0%	<b>61.4%</b>	78.8%	88.0%	87.3%	<b>75.3%</b>	90.2%	<b>66.7%</b>	92.6%
CE01	DES MOINES	BL9T038R	INDIAN HILLS COMMUNITY COLLEGE	100.0%	<b>50.0%</b>	100.0%	82.6%	<b>83.3%</b>	85.7%	<b>50.0%</b>	93.8%	<b>75.0%</b>	78.6%	90.0%	<b>70.0%</b>	86.4%	<b>73.5%</b>	<b>70.0%</b>	<b>66.7%</b>	<b>83.3%</b>
CE03	ST LOUIS	CY9T077R	STATE TECHNICAL COLLEGE OF MISSOURI	90.0%	90.0%	100.0%	80.5%	86.7%	88.6%	90.0%	86.6%	81.0%	78.6%	<b>64.0%</b>	90.0%	90.9%	86.5%	80.8%	80.0%	92.9%
CE03	ST LOUIS	DEMT159D	COMMUNITY COLLEGE DISTRICT NUMBER 522	<b>77.8%</b>	<b>77.8%</b>	<b>72.7%</b>	85.7%	93.9%	83.6%	78.9%	82.2%	76.8%	72.1%	82.6%	84.4%	80.8%	76.0%	<b>75.0%</b>	81.5%	<b>65.2%</b>
CE05	KANSAS CITY	USET092K	TECHNICAL EDUCATION SERVICES INC	<b>82.4%</b>	<b>82.4%</b>	88.9%	<b>70.0%</b>	<b>75.9%</b>	<b>80.5%</b>	<b>72.7%</b>	80.6%	<b>74.8%</b>	75.4%	<b>76.5%</b>	80.0%	84.5%	<b>69.8%</b>	78.6%	80.4%	<b>82.0%</b>
CE07	WICHITA	Q6ZT586K	WSU CAMPUS OF APPLIED SCIENCES AND TECHNOLOGY	100.0%	100.0%	<b>80.0%</b>	<b>70.0%</b>	86.7%	<b>78.9%</b>	<b>69.2%</b>	83.3%	<b>68.2%</b>	<b>68.4%</b>	80.0%	80.0%	<b>66.7%</b>	<b>66.7%</b>	<b>76.9%</b>	77.8%	<b>85.7%</b>
CE09	LINCOLN	BX9T050R	WESTERN NEBRASKA COMMUNITY COLLEGE	100.0%	91.7%	92.3%	89.7%	89.7%	89.2%	88.2%	89.7%	88.8%	78.3%	86.9%	86.7%	93.2%	87.6%	91.7%	<b>72.2%</b>	97.0%
CE17	LOUISVILLE	9JCT625K	JEFFERSON COMMUNITY TECHNICAL COLLEGE	<b>81.8%</b>	100.0%	100.0%	79.2%	93.3%	88.6%	<b>70.0%</b>	<b>76.5%</b>	83.8%	75.7%	84.0%	90.0%	<b>76.4%</b>	82.2%	<b>68.0%</b>	83.3%	<b>83.3%</b>
CE17	LOUISVILLE	EE9T109R	SOMERSET COMMUNITY COLLEGE	<b>80.0%</b>	100.0%	100.0%	83.1%	<b>80.0%</b>	88.6%	80.0%	87.8%	86.0%	<b>71.4%</b>	<b>61.5%</b>	80.0%	<b>80.0%</b>	<b>60.0%</b>	84.6%	80.0%	<b>84.6%</b>
CE19	NASHVILLE	MQJT005K	DEPT OF AEROSPACE MIDDLE TENNESSEE	87.5%	<b>62.5%</b>	<b>62.5%</b>	<b>72.2%</b>	<b>79.2%</b>	83.9%	87.5%	79.7%	<b>76.3%</b>	<b>67.9%</b>	<b>76.2%</b>	85.0%	80.7%	<b>67.4%</b>	80.0%	79.2%	90.9%
CE19	NASHVILLE	N4IT070K	NORTH CENTRAL INSTITUTE	100.0%	100.0%	100.0%	83.8%	<b>83.3%</b>	85.0%	<b>75.0%</b>	88.0%	<b>69.2%</b>	<b>60.0%</b>	86.7%	86.7%	84.8%	77.1%	93.3%	<b>44.4%</b>	100.0%
CE19	NASHVILLE	NVST018K	TENNESSEE COLLEGE OF APPLIED TECHNOLOGY, NASHVILLE	<b>84.6%</b>	100.0%	100.0%	83.2%	84.8%	85.7%	100.0%	82.0%	<b>74.3%</b>	80.5%	78.2%	89.1%	89.3%	75.8%	85.5%	<b>72.7%</b>	<b>84.8%</b>
CE19	NASHVILLE	OOET097K	TENNESSEE COLLEGE OF APPLIED TECHNOLOGY MORRISTOWN	<b>66.7%</b>	<b>66.7%</b>	<b>83.3%</b>	<b>76.1%</b>	<b>72.2%</b>	83.3%	83.3%	<b>77.6%</b>	<b>75.0%</b>	<b>66.7%</b>	<b>66.7%</b>	86.7%	80.3%	<b>75.5%</b>	<b>71.0%</b>	<b>72.2%</b>	100.0%
CE21	MEMPHIS	EF9T110R	TENNESSEE COLLEGES OF APPLIED TECHNOLOGY-MEMPHIS	<b>80.5%</b>	<b>83.3%</b>	<b>85.4%</b>	<b>72.2%</b>	<b>79.7%</b>	<b>77.7%</b>	<b>67.2%</b>	<b>75.5%</b>	<b>71.4%</b>	<b>70.4%</b>	<b>72.4%</b>	<b>74.4%</b>	<b>76.8%</b>	<b>74.6%</b>	<b>75.0%</b>	<b>75.9%</b>	<b>80.2%</b>
EA01	ALBANY	VXYT570K	MOHAWK VALLEY COMMUNITY COLLEGE	<b>75.0%</b>	<b>75.0%</b>	<b>80.0%</b>	<b>73.5%</b>	<b>66.7%</b>	<b>66.7%</b>	<b>66.7%</b>	<b>72.7%</b>	80.6%	<b>70.4%</b>	<b>75.0%</b>	<b>70.0%</b>	88.6%	80.0%	<b>65.0%</b>	91.7%	90.0%
EA03	ALLEGHENY	HE1T189K	PITTSBURGH INSTITUTE OF AERONAUTICS	88.0%	83.9%	88.2%	79.8%	89.2%	<b>82.8%</b>	76.1%	81.0%	77.1%	73.8%	<b>74.0%</b>	81.4%	80.7%	<b>74.6%</b>	<b>76.1%</b>	77.8%	<b>85.8%</b>

**SCHOOL NORMS VS NATIONAL PASSING NORMS**  
**1ST TEST ATTEMPT WITHIN 60 DAYS OF GRADUATION**  
**PERCENTAGE OF QUESTIONS PASSED BY TOPIC**

**AMA**

**8080-08**  
**2 QTR 2021**

**JUL 1, 2020 TO JUN 30, 2021**

FSDO ID	FSDO NAME	SCHOOL CERTIFICATE #	SCHOOL NAME	JUL 1, 2020 TO JUN 30, 2021																
				Wood Structures	Aircraft Covering	Aircraft Finishes	Sheet Metal and Non-Metallic Structures	Welding	Assembly and Rigging	Airframe Inspection	Aircraft Landing Gear Systems	Hydraulic and Pneumatic Power Systems	Cabin Atmosphere Control Systems	Aircraft Instrument Systems	Communication and Navigation Systems	Aircraft Fuel Systems	Aircraft Electrical Systems	Position and Warning Systems	Ice and Rain Control Systems	Fire Protection Systems
<b>ALL</b>	<b>ALL</b>	<b>ALL</b>	<b>NATIONAL</b>	<b>84.8%</b>	<b>83.6%</b>	<b>85.6%</b>	<b>78.2%</b>	<b>83.4%</b>	<b>82.8%</b>	<b>75.2%</b>	<b>78.4%</b>	<b>76.6%</b>	<b>71.5%</b>	<b>76.8%</b>	<b>79.8%</b>	<b>80.2%</b>	<b>75.5%</b>	<b>77.1%</b>	<b>76.4%</b>	<b>86.1%</b>
EA07	BALTIMORE	I4PT091K	PITTSBURGH INSTITUTE OF AERONAUTICS	<b>82.2%</b>	88.1%	<b>71.4%</b>	82.6%	88.1%	<b>82.7%</b>	85.7%	81.7%	76.8%	<b>66.3%</b>	<b>76.5%</b>	80.0%	81.4%	82.4%	78.2%	<b>70.6%</b>	<b>84.6%</b>
EA09	CHARLESTON	MUET028K	ROBERT C BYRD NATIONAL AEROSPACE EDUCATION CENTER	100.0%	<b>66.7%</b>	<b>83.3%</b>	<b>76.4%</b>	88.9%	88.1%	100.0%	85.4%	<b>75.0%</b>	85.7%	<b>73.3%</b>	96.7%	80.3%	<b>75.5%</b>	83.3%	88.9%	88.9%
EA11	FARMINGDALE	AA9T001R	AVIATION TRAINING INSTITUTE AT VAUGHN COLLEGE OF A	<b>50.0%</b>	<b>83.3%</b>	<b>66.7%</b>	<b>70.8%</b>	<b>83.3%</b>	83.3%	<b>50.0%</b>	<b>73.5%</b>	<b>73.3%</b>	<b>59.5%</b>	80.0%	83.3%	<b>78.8%</b>	<b>71.3%</b>	<b>74.2%</b>	77.8%	94.1%
EA11	FARMINGDALE	AI9T009R	LEWIS WILSON TECHNOLOGICAL CENTER	<b>50.0%</b>	<b>50.0%</b>	<b>66.7%</b>	92.0%	100.0%	<b>76.9%</b>	<b>71.4%</b>	94.1%	<b>56.3%</b>	<b>53.8%</b>	<b>60.0%</b>	<b>60.0%</b>	81.8%	90.3%	90.0%	83.3%	<b>75.0%</b>
EA13	HARRISBURG	PNZT013K	PENN COLLEGE OF TECHNOLOGY	100.0%	87.5%	100.0%	83.5%	95.8%	<b>73.2%</b>	100.0%	84.4%	77.5%	78.6%	95.1%	85.0%	94.3%	85.2%	87.5%	95.8%	100.0%
EA17	PHILADELPHIA	7DET592K	DELAWARE TECHNICAL AND COMMUNITY COLLEGE	<b>75.0%</b>	<b>75.0%</b>	100.0%	83.7%	93.3%	<b>70.4%</b>	<b>44.4%</b>	84.8%	77.8%	81.5%	<b>75.0%</b>	80.0%	81.8%	<b>67.7%</b>	85.0%	100.0%	<b>70.0%</b>
EA17	PHILADELPHIA	AR9T018R	AVIATION INSTITUTE OF MAINTENANCE INC	<b>75.0%</b>	<b>78.3%</b>	92.3%	<b>75.1%</b>	<b>80.8%</b>	<b>78.5%</b>	<b>71.1%</b>	<b>76.3%</b>	<b>76.6%</b>	75.3%	<b>75.9%</b>	<b>73.0%</b>	83.8%	<b>73.2%</b>	<b>75.4%</b>	79.7%	<b>74.6%</b>
EA21	RICHMOND	B12T578K	BLUE RIDGE COMMUNITY COLLEGE	<b>42.9%</b>	100.0%	<b>57.1%</b>	78.6%	<b>76.2%</b>	85.7%	85.7%	80.7%	78.6%	77.6%	77.1%	80.0%	89.6%	78.0%	83.3%	<b>71.4%</b>	<b>80.0%</b>
EA21	RICHMOND	L48T855K	LIBERTY UNIVERSITY	<b>84.2%</b>	84.2%	90.5%	85.8%	<b>79.4%</b>	87.8%	<b>72.4%</b>	81.3%	82.1%	79.4%	80.4%	85.3%	81.8%	79.8%	<b>75.3%</b>	<b>70.2%</b>	<b>84.9%</b>
EA21	RICHMOND	LQPT037K	TRAINING SERVICES INC	<b>83.7%</b>	88.6%	89.6%	<b>76.1%</b>	<b>79.2%</b>	<b>79.3%</b>	<b>70.3%</b>	79.2%	78.4%	75.7%	<b>72.7%</b>	82.3%	<b>78.1%</b>	<b>73.2%</b>	<b>73.7%</b>	78.8%	86.6%
EA25	TETERBORO	BV9T048R	AVIATION INSTITUTE OF MAINTENANCE	<b>80.0%</b>	88.1%	<b>81.8%</b>	78.9%	87.9%	<b>82.2%</b>	<b>69.2%</b>	<b>74.0%</b>	<b>76.1%</b>	71.9%	77.0%	81.9%	<b>75.1%</b>	76.7%	<b>76.6%</b>	<b>70.6%</b>	<b>85.8%</b>
EA27	WASHINGTON	AQ9T017R	UNIVERSITY OF THE DISTRICT OF COLUMBIA	100.0%	100.0%	100.0%	<b>75.0%</b>	100.0%	92.9%	100.0%	87.5%	<b>70.0%</b>	<b>57.1%</b>	100.0%	80.0%	<b>77.3%</b>	<b>64.7%</b>	100.0%	<b>66.7%</b>	<b>83.3%</b>
EA27	WASHINGTON	U6ET095K	TECHNICAL EDUCATION SERVICES INC	<b>75.0%</b>	90.9%	90.9%	<b>76.9%</b>	84.8%	87.0%	90.9%	83.3%	77.1%	75.3%	<b>69.1%</b>	85.5%	85.1%	85.0%	<b>71.4%</b>	<b>72.7%</b>	87.5%
EA39	GREENSBORO	3C9T607K	COLLEGE OF THE ALBEMARLE	100.0%	100.0%	100.0%	89.6%	91.7%	89.3%	<b>75.0%</b>	87.9%	82.1%	85.7%	81.0%	95.0%	93.2%	77.9%	95.0%	91.7%	100.0%
EA39	GREENSBORO	CUMT104K	CRAVEN COMMUNITY COLLEGE	<b>75.0%</b>	87.5%	100.0%	80.2%	<b>83.3%</b>	83.9%	87.5%	<b>76.6%</b>	78.8%	83.9%	85.0%	82.5%	83.0%	<b>73.5%</b>	92.5%	79.2%	<b>83.3%</b>
EA39	GREENSBORO	DT9T098R	WAYNE COMMUNITY COLLEGE	<b>75.0%</b>	<b>75.0%</b>	100.0%	<b>78.0%</b>	86.7%	85.2%	<b>66.7%</b>	<b>78.1%</b>	77.8%	<b>63.0%</b>	80.0%	80.0%	90.9%	<b>73.8%</b>	100.0%	83.3%	100.0%
EA39	GREENSBORO	EJ9T114R	GUILFORD TECHNICAL COMMUNITY COLLEGE	94.6%	<b>80.0%</b>	89.5%	82.4%	91.2%	<b>82.6%</b>	<b>74.0%</b>	80.4%	81.0%	71.9%	82.6%	84.0%	82.1%	78.4%	78.5%	78.1%	<b>81.8%</b>
EA61	BOSTON	61CT616K	CAPE COD COMMUNITY COLLEGE	90.0%	90.0%	<b>80.0%</b>	89.1%	90.0%	87.1%	<b>70.0%</b>	90.1%	84.0%	77.1%	78.4%	90.0%	89.1%	78.8%	78.4%	<b>73.3%</b>	<b>78.6%</b>
EA61	BOSTON	EC6T068K	NATIONAL AVIATION ACADEMY OF NEW ENGLAND	<b>74.7%</b>	<b>80.0%</b>	<b>76.0%</b>	<b>73.9%</b>	<b>80.9%</b>	86.6%	<b>65.3%</b>	<b>74.3%</b>	<b>71.4%</b>	<b>68.0%</b>	<b>73.1%</b>	<b>70.6%</b>	<b>72.7%</b>	<b>71.3%</b>	<b>75.0%</b>	<b>68.1%</b>	<b>85.6%</b>
EA63	WINDSOR LOCKS	EM9T117R	CONNECTICUT AERO TECH SCHOOL	100.0%	100.0%	100.0%	86.1%	100.0%	85.7%	100.0%	83.3%	93.3%	76.2%	80.0%	86.7%	87.9%	90.2%	<b>73.3%</b>	77.8%	88.9%
EA63	WINDSOR LOCKS	TF5T221N	STRATFORD SCHOOL FOR AVIATION MAINTENANCE TECHNICI	<b>77.8%</b>	88.9%	<b>77.8%</b>	81.5%	88.9%	90.5%	77.8%	<b>71.2%</b>	81.1%	85.7%	<b>73.3%</b>	95.6%	87.9%	80.3%	<b>76.1%</b>	<b>74.1%</b>	96.2%
EA65	PORTLAND	NSUT025K	NASHUA COMMUNITY COLLEGE	100.0%	<b>0.0%</b>	100.0%	<b>66.7%</b>	<b>33.3%</b>	<b>71.4%</b>	100.0%	<b>75.0%</b>	<b>60.0%</b>	<b>71.4%</b>	<b>40.0%</b>	80.0%	<b>54.5%</b>	<b>70.6%</b>	80.0%	<b>66.7%</b>	100.0%

**SCHOOL NORMS VS NATIONAL PASSING NORMS**  
**1ST TEST ATTEMPT WITHIN 60 DAYS OF GRADUATION**  
**PERCENTAGE OF QUESTIONS PASSED BY TOPIC**

**AMA**

**8080-08**  
**2 QTR 2021**

**JUL 1, 2020 TO JUN 30, 2021**

FSDO ID	FSDO NAME	SCHOOL CERTIFICATE #	SCHOOL NAME	JUL 1, 2020 TO JUN 30, 2021																
				Wood Structures	Aircraft Covering	Aircraft Finishes	Sheet Metal and Non-Metallic Structures	Welding	Assembly and Rigging	Airframe Inspection	Aircraft Landing Gear Systems	Hydraulic and Pneumatic Power Systems	Cabin Atmosphere Control Systems	Aircraft Instrument Systems	Communication and Navigation Systems	Aircraft Fuel Systems	Aircraft Electrical Systems	Position and Warning Systems	Ice and Rain Control Systems	Fire Protection Systems
<b>ALL</b>	<b>ALL</b>	<b>ALL</b>	<b>NATIONAL</b>	<b>84.8%</b>	<b>83.6%</b>	<b>85.6%</b>	<b>78.2%</b>	<b>83.4%</b>	<b>82.8%</b>	<b>75.2%</b>	<b>78.4%</b>	<b>76.6%</b>	<b>71.5%</b>	<b>76.8%</b>	<b>79.8%</b>	<b>80.2%</b>	<b>75.5%</b>	<b>77.1%</b>	<b>76.4%</b>	<b>86.1%</b>
GL03	DUPAGE	AN9T014R	LEWIS UNIVERSITY	<b>76.2%</b>	85.0%	<b>75.0%</b>	78.2%	<b>71.7%</b>	85.0%	<b>65.0%</b>	81.5%	86.0%	80.7%	81.4%	81.0%	82.7%	76.0%	83.3%	85.0%	<b>82.1%</b>
GL03	DUPAGE	BS9T045R	ROCK VALLEY COLLEGE AVIATION TECH	92.3%	<b>83.3%</b>	92.3%	81.8%	93.6%	84.9%	<b>73.5%</b>	81.9%	<b>74.5%</b>	73.5%	78.3%	87.5%	80.3%	76.8%	<b>76.3%</b>	<b>76.4%</b>	88.6%
GL05	CINCINNATI	AC9T003R	MIAMI VALLEY CAREER TECHNOLOGY CENTER	100.0%	100.0%	100.0%	100.0%	100.0%	85.7%	100.0%	87.5%	100.0%	85.7%	80.0%	80.0%	81.8%	88.2%	100.0%	100.0%	100.0%
GL05	CINCINNATI	AD9T004R	CINCINNATI STATE TECHNICAL AND COMMUNITY COLLEGE	87.5%	<b>81.3%</b>	100.0%	86.4%	96.5%	86.2%	<b>61.3%</b>	<b>75.2%</b>	83.7%	75.2%	<b>75.6%</b>	86.3%	81.3%	76.4%	<b>76.6%</b>	<b>75.0%</b>	<b>83.7%</b>
GL05	CINCINNATI	GOKT001K	GREAT OAKS JOINT VOCATIONAL SCHOOL	90.0%	88.9%	100.0%	80.0%	<b>72.7%</b>	85.2%	<b>73.7%</b>	<b>75.3%</b>	<b>69.5%</b>	<b>59.0%</b>	<b>73.3%</b>	<b>64.4%</b>	82.8%	<b>70.7%</b>	84.1%	<b>66.7%</b>	91.7%
GL05	CINCINNATI	XSCT086K	SINCLAIR COMMUNITY COLLEGE	<b>75.0%</b>	<b>75.0%</b>	100.0%	87.8%	<b>83.3%</b>	92.9%	<b>75.0%</b>	84.4%	82.5%	75.0%	100.0%	<b>75.0%</b>	84.1%	88.1%	<b>60.0%</b>	100.0%	91.7%
GL07	COLUMBUS	DL9T090R	COLUMBUS STATE COMMUNITY COLLEGE	<b>75.0%</b>	<b>50.0%</b>	100.0%	<b>74.0%</b>	<b>80.0%</b>	85.2%	<b>66.7%</b>	<b>68.8%</b>	80.6%	<b>63.0%</b>	<b>63.6%</b>	<b>75.0%</b>	<b>79.5%</b>	<b>75.4%</b>	89.5%	83.3%	<b>77.8%</b>
GL09	GRAND RAPIDS	JX8T258Q	WESTERN MICHIGAN UNIVERSITY COLLEGE OF AVIATION	<b>60.0%</b>	<b>60.0%</b>	<b>80.0%</b>	86.4%	<b>80.0%</b>	<b>80.0%</b>	80.0%	85.4%	78.0%	82.9%	<b>68.0%</b>	84.0%	87.3%	78.8%	<b>73.1%</b>	<b>53.3%</b>	100.0%
GL09	GRAND RAPIDS	LW5T030N	ANDREWS UNIVERSITY	100.0%	100.0%	<b>75.0%</b>	91.8%	<b>75.0%</b>	89.3%	<b>75.0%</b>	84.4%	<b>72.5%</b>	82.1%	90.0%	90.0%	88.6%	80.6%	85.0%	<b>66.7%</b>	91.7%
GL09	GRAND RAPIDS	M90T074K	SCHOOL OF MISSIONARY AVIATION TECHNOLOGY	95.7%	90.9%	<b>84.0%</b>	87.8%	93.3%	91.4%	75.7%	79.2%	86.0%	78.1%	84.5%	83.6%	86.8%	75.8%	89.8%	<b>75.8%</b>	90.3%
GL11	INDIANAPOLIS	CG9T059R	PURDUE UNIV SCHOOL OF AVIATION AND TRANSP TECH	92.9%	<b>76.9%</b>	86.7%	<b>76.6%</b>	84.4%	<b>77.5%</b>	<b>56.5%</b>	<b>73.6%</b>	<b>74.4%</b>	<b>66.3%</b>	81.5%	<b>76.9%</b>	80.4%	77.2%	<b>76.6%</b>	79.5%	<b>80.6%</b>
GL11	INDIANAPOLIS	IV7T579K	IVY TECH COMMUNITY COLLEGE NORTHEAST	<b>60.0%</b>	<b>50.0%</b>	<b>80.0%</b>	<b>73.5%</b>	86.7%	88.9%	<b>66.7%</b>	<b>71.9%</b>	<b>66.7%</b>	<b>51.9%</b>	86.4%	<b>60.0%</b>	84.1%	80.0%	<b>73.7%</b>	83.3%	88.9%
GL11	INDIANAPOLIS	PF2T081L	VINCENNES UNIVERSITY	90.7%	<b>78.0%</b>	<b>84.1%</b>	84.1%	87.1%	88.0%	78.6%	79.2%	80.9%	79.2%	85.2%	83.4%	82.7%	79.7%	80.9%	77.2%	89.5%
GL11	INDIANAPOLIS	USBT077S	AMERICAN TRANS AIR TRAINING CORPORATION	<b>84.2%</b>	94.7%	<b>84.2%</b>	80.3%	<b>80.7%</b>	<b>80.5%</b>	78.9%	78.8%	78.1%	<b>63.2%</b>	79.2%	83.2%	82.8%	77.0%	79.2%	<b>71.9%</b>	<b>81.8%</b>
GL13	MILWAUKEE	CF9T058R	MILWAUKEE AREA TECHNICAL COLLEGE	100.0%	<b>50.0%</b>	<b>50.0%</b>	87.5%	<b>66.7%</b>	<b>78.6%</b>	100.0%	87.5%	95.0%	85.7%	80.0%	90.0%	90.9%	79.4%	<b>60.0%</b>	83.3%	100.0%
GL15	MINNEAPOLIS	6LRT617K	LAKE SUPERIOR COLLEGE	100.0%	100.0%	<b>75.0%</b>	87.5%	91.7%	<b>82.1%</b>	100.0%	<b>75.0%</b>	80.0%	<b>67.9%</b>	<b>71.4%</b>	<b>75.0%</b>	90.9%	77.9%	<b>75.0%</b>	83.3%	100.0%
GL15	MINNEAPOLIS	CI9T061R	MINNEAPOLIS COMMUNITY AND TECHNICAL COLLEGE	88.9%	87.5%	100.0%	83.2%	91.7%	83.9%	87.5%	80.0%	<b>74.7%</b>	78.6%	90.0%	92.5%	86.4%	87.5%	95.0%	95.8%	91.7%
GL19	SPRINGFIELD	BNZT547C	SOUTHERN ILLINOIS UNIV AVN TECH	91.7%	90.9%	100.0%	78.8%	85.7%	93.2%	84.6%	82.2%	80.4%	71.6%	80.0%	85.5%	84.3%	79.1%	84.9%	87.9%	<b>82.8%</b>
GL19	SPRINGFIELD	L9LT087K	LINCOLN LAND COMMUNITY COLLEGE	<b>75.0%</b>	<b>75.0%</b>	<b>50.0%</b>	78.7%	<b>83.3%</b>	<b>82.1%</b>	100.0%	97.0%	<b>75.0%</b>	<b>67.9%</b>	85.0%	85.0%	84.1%	89.7%	<b>57.1%</b>	<b>66.7%</b>	90.9%
GL21	FARGO	CH9T060R	NORTHLAND COMMUNITY AND TECHNICAL COLLEGE	88.2%	86.7%	<b>66.7%</b>	78.8%	<b>75.6%</b>	<b>68.6%</b>	80.0%	<b>73.3%</b>	<b>69.3%</b>	<b>61.9%</b>	<b>76.0%</b>	82.7%	81.8%	<b>68.9%</b>	81.3%	<b>68.9%</b>	86.7%

**SCHOOL NORMS VS NATIONAL PASSING NORMS**  
**1ST TEST ATTEMPT WITHIN 60 DAYS OF GRADUATION**  
**PERCENTAGE OF QUESTIONS PASSED BY TOPIC**

**AMA**

**8080-08**  
**2 QTR 2021**

**JUL 1, 2020 TO JUN 30, 2021**

FSDO ID	FSDO NAME	SCHOOL CERTIFICATE #	SCHOOL NAME	Wood Structures	Aircraft Covering	Aircraft Finishes	Sheet Metal and Non-Metallic Structures	Welding	Assembly and Rigging	Airframe Inspection	Aircraft Landing Gear Systems	Hydraulic and Pneumatic Power Systems	Cabin Atmosphere Control Systems	Aircraft Instrument Systems	Communication and Navigation Systems	Aircraft Fuel Systems	Aircraft Electrical Systems	Position and Warning Systems	Ice and Rain Control Systems	Fire Protection Systems
<b>ALL</b>	<b>ALL</b>	<b>ALL</b>	<b>NATIONAL</b>	<b>84.8%</b>	<b>83.6%</b>	<b>85.6%</b>	<b>78.2%</b>	<b>83.4%</b>	<b>82.8%</b>	<b>75.2%</b>	<b>78.4%</b>	<b>76.6%</b>	<b>71.5%</b>	<b>76.8%</b>	<b>79.8%</b>	<b>80.2%</b>	<b>75.5%</b>	<b>77.1%</b>	<b>76.4%</b>	<b>86.1%</b>
GL23	EAST MICHIGAN	BN9T040R	MIAT COLLEGE OF TECHNOLOGY	<b>84.6%</b>	84.6%	88.9%	80.6%	<b>82.7%</b>	82.9%	83.9%	<b>76.7%</b>	83.5%	74.6%	77.4%	83.8%	<b>76.2%</b>	80.5%	82.3%	82.1%	<b>83.6%</b>
GL23	EAST MICHIGAN	JW8T257Q	LANSING COMMUNITY COLLEGE	87.5%	86.4%	<b>72.0%</b>	82.0%	<b>76.0%</b>	83.8%	82.8%	<b>72.8%</b>	79.5%	<b>69.5%</b>	<b>71.5%</b>	<b>75.8%</b>	<b>75.4%</b>	<b>72.3%</b>	<b>73.3%</b>	<b>62.5%</b>	<b>79.1%</b>
GL25	CLEVELAND	AE9T005R	AEROSPACE CENTER	100.0%	<b>0.0%</b>	<b>50.0%</b>	<b>75.0%</b>	<b>83.3%</b>	92.9%	100.0%	<b>62.5%</b>	<b>75.0%</b>	85.7%	81.8%	<b>70.0%</b>	86.4%	<b>58.8%</b>	80.0%	100.0%	<b>80.0%</b>
GL25	CLEVELAND	P6HT576K	PITTSBURGH INSTITUTE OF AERONAUTICS	<b>82.1%</b>	84.9%	<b>85.2%</b>	78.9%	88.3%	<b>80.5%</b>	79.3%	78.8%	<b>75.8%</b>	<b>67.0%</b>	<b>76.6%</b>	<b>76.6%</b>	80.4%	<b>74.3%</b>	78.5%	<b>76.1%</b>	86.9%
GL27	RAPID CITY	OV5T107N	LAKE AREA TECHNICAL INSTITUTE	100.0%	100.0%	100.0%	80.6%	<b>66.7%</b>	<b>71.4%</b>	100.0%	83.3%	<b>63.3%</b>	85.7%	80.0%	93.3%	81.8%	78.4%	86.7%	<b>55.6%</b>	100.0%
NM01	SEATTLE	EU9T125R	EVERETT COMMUNITY COLLEGE	100.0%	<b>70.0%</b>	<b>80.0%</b>	86.0%	96.7%	90.0%	90.0%	79.0%	79.0%	81.4%	86.0%	86.0%	90.9%	79.6%	78.4%	76.7%	96.6%
NM01	SEATTLE	HQ6T596N	SOUTH SEATTLE COLLEGE	100.0%	<b>81.8%</b>	<b>68.2%</b>	<b>77.7%</b>	84.8%	89.6%	90.9%	80.7%	84.7%	74.7%	85.5%	90.9%	<b>79.3%</b>	80.4%	<b>75.7%</b>	<b>71.2%</b>	89.2%
NM01	SEATTLE	MK8T323Q	CLOVER PARK TECHNICAL COLLEGE	87.9%	<b>77.4%</b>	87.9%	81.9%	88.9%	92.6%	82.9%	88.8%	83.7%	74.0%	83.9%	83.2%	86.8%	78.2%	82.5%	77.4%	91.1%
NM03	DENVER	DH9T086R	SPARTAN COLLEGE OF AERONAUTICS AND TECHNOLOGY	87.5%	<b>80.0%</b>	<b>83.3%</b>	<b>75.7%</b>	<b>79.2%</b>	<b>77.9%</b>	76.3%	<b>76.5%</b>	<b>73.9%</b>	<b>64.5%</b>	<b>72.4%</b>	<b>73.7%</b>	<b>74.3%</b>	<b>70.6%</b>	<b>75.4%</b>	<b>71.0%</b>	<b>83.3%</b>
NM05	HELENA	QH2T109L	HELENA COLLEGE UNIVERSITY OF MONTANA	100.0%	<b>50.0%</b>	100.0%	92.3%	100.0%	<b>76.9%</b>	85.7%	81.3%	87.5%	100.0%	80.0%	90.0%	81.8%	<b>71.0%</b>	88.9%	83.3%	100.0%
NM07	SALT LAKE CITY	ER9T122R	COLORADO NORTHWESTERN COMMUNITY COLLEGE	100.0%	100.0%	100.0%	<b>58.3%</b>	<b>66.7%</b>	<b>71.4%</b>	<b>0.0%</b>	<b>75.0%</b>	<b>70.0%</b>	<b>71.4%</b>	80.0%	100.0%	90.9%	82.4%	100.0%	<b>66.7%</b>	100.0%
NM07	SALT LAKE CITY	ET9T124R	IDAHO STATE UNIVERSITY	100.0%	100.0%	100.0%	<b>75.0%</b>	88.9%	<b>76.2%</b>	<b>66.7%</b>	91.7%	<b>70.0%</b>	90.5%	<b>73.3%</b>	93.3%	87.9%	<b>70.6%</b>	86.7%	88.9%	88.9%
NM07	SALT LAKE CITY	EW9T127R	SALT LAKE COMMUNITY COLLEGE	88.2%	93.8%	93.8%	79.9%	<b>81.3%</b>	85.7%	87.5%	86.3%	81.9%	<b>71.4%</b>	<b>75.0%</b>	81.3%	90.3%	82.3%	80.7%	83.3%	91.1%
NM07	SALT LAKE CITY	GO3T534L	UTAH STATE UNIVERSITY	100.0%	100.0%	<b>50.0%</b>	83.3%	100.0%	<b>71.4%</b>	100.0%	93.8%	<b>70.0%</b>	85.7%	<b>60.0%</b>	90.0%	<b>72.7%</b>	<b>67.6%</b>	80.0%	83.3%	<b>83.3%</b>
NM09	PORTLAND	DA9T079R	PORTLAND COMMUNITY COLLEGE	<b>66.7%</b>	100.0%	100.0%	<b>69.6%</b>	100.0%	<b>78.6%</b>	100.0%	82.4%	<b>63.2%</b>	<b>64.3%</b>	<b>70.0%</b>	100.0%	86.4%	76.5%	<b>70.0%</b>	<b>66.7%</b>	100.0%
NM09	PORTLAND	EM8T117Q	LANE COMMUNITY COLLEGE	100.0%	<b>83.3%</b>	100.0%	<b>75.0%</b>	<b>83.3%</b>	<b>81.0%</b>	<b>50.0%</b>	95.9%	<b>72.9%</b>	76.2%	77.4%	<b>70.0%</b>	89.4%	<b>73.5%</b>	80.0%	83.3%	88.2%
NM13	SPOKANE	3MBT603K	MOODY BIBLE INSTITUTE OF CHICAGO	100.0%	<b>66.7%</b>	100.0%	83.3%	100.0%	85.7%	100.0%	<b>58.3%</b>	80.0%	76.2%	80.0%	100.0%	90.9%	78.4%	93.3%	<b>55.6%</b>	<b>66.7%</b>
NM13	SPOKANE	4NIT612K	NORTH IDAHO COLLEGE AEROSPACE CENTER OF EXCELLENCE	100.0%	100.0%	<b>66.7%</b>	79.4%	88.9%	100.0%	<b>66.7%</b>	<b>72.0%</b>	<b>73.3%</b>	81.0%	<b>60.0%</b>	80.0%	<b>72.7%</b>	82.4%	93.8%	100.0%	87.5%
NM13	SPOKANE	EL8T116Q	BIG BEND COMMUNITY COLLEGE	<b>72.7%</b>	<b>81.8%</b>	91.7%	84.3%	97.2%	85.5%	<b>75.0%</b>	85.4%	81.1%	76.3%	78.2%	<b>74.5%</b>	86.8%	84.7%	92.7%	87.9%	<b>83.9%</b>
NM13	SPOKANE	GJ6T563N	SPOKANE COMMUNITY COLLEGE	<b>75.0%</b>	100.0%	100.0%	89.8%	93.3%	96.3%	77.8%	93.9%	88.9%	85.2%	85.0%	80.0%	93.2%	89.2%	100.0%	<b>75.0%</b>	100.0%
SO09	ALABAMA & NW FLORIDA	3AQT606K	ALABAMA AVIATION COLLEGE AT ALBERTVILLE, AL	85.7%	100.0%	85.7%	<b>75.9%</b>	<b>81.0%</b>	91.8%	<b>71.4%</b>	84.7%	77.9%	79.6%	77.1%	88.6%	81.8%	77.3%	80.6%	<b>76.2%</b>	<b>80.0%</b>
SO09	ALABAMA & NW FLORIDA	5GST621K	GEORGE STONE TECHNICAL COLLEGE	<b>83.3%</b>	<b>77.8%</b>	94.7%	79.3%	84.2%	84.0%	78.3%	<b>77.0%</b>	78.3%	<b>70.4%</b>	76.9%	84.4%	87.4%	<b>73.1%</b>	<b>72.8%</b>	77.8%	91.8%
SO09	ALABAMA & NW FLORIDA	77HT588K	HANEY TECHNICAL CENTER HIGH SCHOOL	100.0%	100.0%	100.0%	91.7%	91.7%	92.9%	100.0%	93.8%	80.0%	85.7%	90.0%	85.0%	90.9%	82.4%	80.0%	83.3%	100.0%
SO09	ALABAMA & NW FLORIDA	EN4T160M	ALABAMA AVIATION COLLEGE A UNIT OF ENTERPRISE COMM	<b>83.9%</b>	<b>74.0%</b>	90.6%	78.2%	86.8%	85.9%	<b>73.8%</b>	<b>76.7%</b>	79.2%	76.9%	<b>76.6%</b>	<b>78.0%</b>	<b>77.1%</b>	<b>73.2%</b>	80.9%	76.7%	<b>84.4%</b>

**SCHOOL NORMS VS NATIONAL PASSING NORMS**  
**1ST TEST ATTEMPT WITHIN 60 DAYS OF GRADUATION**  
**PERCENTAGE OF QUESTIONS PASSED BY TOPIC**

**AMA**

**8080-08**  
**2 QTR 2021**

**JUL 1, 2020 TO JUN 30, 2021**

FSDO ID	FSDO NAME	SCHOOL CERTIFICATE #	SCHOOL NAME	JUL 1, 2020 TO JUN 30, 2021																
				Wood Structures	Aircraft Covering	Aircraft Finishes	Sheet Metal and Non-Metallic Structures	Welding	Assembly and Rigging	Airframe Inspection	Aircraft Landing Gear Systems	Hydraulic and Pneumatic Power Systems	Cabin Atmosphere Control Systems	Aircraft Instrument Systems	Communication and Navigation Systems	Aircraft Fuel Systems	Aircraft Electrical Systems	Position and Warning Systems	Ice and Rain Control Systems	Fire Protection Systems
<b>ALL</b>	<b>ALL</b>	<b>ALL</b>	<b>NATIONAL</b>	<b>84.8%</b>	<b>83.6%</b>	<b>85.6%</b>	<b>78.2%</b>	<b>83.4%</b>	<b>82.8%</b>	<b>75.2%</b>	<b>78.4%</b>	<b>76.6%</b>	<b>71.5%</b>	<b>76.8%</b>	<b>79.8%</b>	<b>80.2%</b>	<b>75.5%</b>	<b>77.1%</b>	<b>76.4%</b>	<b>86.1%</b>
SO09	ALABAMA & NW FLORIDA	QLAT006K	ALABAMA AVIATION CENTER MOBILE OF COASTAL ALABAMA	87.0%	95.2%	90.5%	82.0%	92.1%	93.2%	71.4%	82.2%	82.4%	78.2%	84.9%	81.9%	86.6%	80.1%	81.1%	84.1%	95.1%
SO11	ATLANTA	1CVT581K	GEORGIA NORTHWESTERN TECHNICAL COLLEGE	100.0%	100.0%	100.0%	75.0%	66.7%	85.7%	100.0%	75.0%	75.0%	57.1%	80.0%	80.0%	86.4%	82.4%	80.0%	83.3%	100.0%
SO11	ATLANTA	40ST600K	SAVANNAH TECHNICAL COLLEGE	85.7%	57.1%	85.7%	85.7%	76.2%	57.1%	57.1%	80.4%	72.9%	67.3%	81.1%	82.9%	77.9%	67.2%	65.7%	71.4%	78.9%
SO11	ATLANTA	AU8T098K	AUGUSTA TECHNICAL COLLEGE	100.0%	60.0%	80.0%	93.4%	93.3%	88.6%	80.0%	90.0%	90.0%	85.7%	85.7%	80.0%	85.5%	86.9%	80.0%	93.3%	75.0%
SO11	ATLANTA	GV0T010K	CENTRAL GEORGIA TECHNICAL COLLEGE	100.0%	50.0%	100.0%	66.7%	100.0%	85.7%	50.0%	76.5%	73.7%	78.6%	80.0%	80.0%	86.4%	55.9%	60.0%	100.0%	83.3%
SO11	ATLANTA	HG6T054K	MIDDLE GEORGIA STATE UNIVERSITY	90.0%	80.0%	92.0%	77.2%	84.0%	79.4%	88.0%	84.7%	71.1%	74.3%	80.8%	84.8%	80.0%	75.7%	74.8%	84.0%	87.7%
SO11	ATLANTA	VI8T077K	TECHNICAL EDUCATION SERVICES INC	88.6%	87.8%	89.7%	80.1%	77.8%	83.5%	72.3%	79.6%	80.1%	73.7%	84.3%	81.4%	83.4%	78.7%	77.2%	81.1%	86.6%
SO13	COLUMBIA	3PIT597K	PITTSBURGH INSTITUTE OF AERONAUTICS	86.0%	90.2%	88.9%	79.8%	85.9%	79.2%	83.6%	79.0%	77.7%	68.6%	79.2%	68.3%	83.4%	76.7%	75.2%	79.7%	91.0%
SO13	COLUMBIA	EC9T107R	TRIDENT TECHNICAL COLLEGE	57.1%	71.4%	85.7%	70.2%	76.2%	75.5%	57.1%	75.0%	70.0%	63.3%	80.0%	88.6%	81.8%	83.2%	62.9%	71.4%	71.4%
SO13	COLUMBIA	EI9T113R	GREENVILLE TECHNICAL COLLEGE	100.0%	100.0%	100.0%	76.0%	100.0%	88.9%	88.9%	81.3%	86.1%	74.1%	90.0%	90.0%	93.2%	86.2%	89.5%	100.0%	90.9%
SO15	ORLANDO	2RIT619K	ARI BEN AVIATOR INC	100.0%	100.0%	100.0%	70.8%	83.3%	64.3%	100.0%	87.5%	65.0%	85.7%	100.0%	60.0%	86.4%	67.6%	70.0%	66.7%	100.0%
SO15	ORLANDO	6CKT604K	CENTRAL FLORIDA AEROSPACE ACADEMY	66.7%	83.3%	83.3%	74.0%	83.3%	85.7%	100.0%	79.2%	91.7%	78.6%	73.3%	100.0%	80.3%	77.2%	66.7%	61.1%	94.4%
SO15	ORLANDO	6EFT614K	EASTERN FLORIDA STATE COLLEGE	95.5%	90.5%	95.5%	79.8%	87.9%	84.2%	76.9%	90.0%	83.9%	80.1%	87.7%	83.8%	86.6%	75.4%	85.7%	87.3%	93.3%
SO15	ORLANDO	FHXT099K	FLORIDA STATE COLLEGE AT JACKSONVILLE AVIATION CEN	83.3%	93.3%	94.4%	78.3%	83.3%	65.7%	73.3%	81.0%	65.0%	67.6%	76.3%	80.0%	83.0%	72.2%	73.6%	68.9%	78.0%
SO15	ORLANDO	NX4T404M	EMBRY RIDDLE AERONAUTICAL UNIVERSITY	83.3%	82.8%	80.6%	74.6%	77.4%	78.6%	71.8%	77.3%	80.7%	79.6%	78.6%	82.1%	81.8%	83.6%	79.6%	79.3%	93.8%
SO15	ORLANDO	Q5VT572K	AVIATION INSTITUTE OF MAINTENANCE	78.0%	75.0%	81.3%	69.6%	72.1%	71.6%	70.7%	62.5%	63.0%	56.9%	61.9%	69.6%	71.5%	65.5%	69.4%	66.7%	75.2%
SO19	SOUTH FLORIDA	CT9T072R	GEORGE T BAKER AVIATION TECHNICAL COLLEGE	92.3%	84.3%	89.3%	82.7%	89.9%	89.2%	81.6%	78.4%	80.1%	77.3%	80.2%	84.7%	84.0%	80.9%	81.7%	79.1%	90.3%
SO19	SOUTH FLORIDA	IP8T224Q	BROWARD COLLEGE	85.0%	100.0%	90.0%	77.8%	80.0%	84.3%	85.0%	79.6%	83.8%	74.3%	82.2%	82.0%	85.0%	77.2%	76.0%	61.7%	83.1%
SO19	SOUTH FLORIDA	WT5T076K	LORENZO WALKER TECHNICAL COLLEGE	75.0%	100.0%	100.0%	91.7%	75.0%	82.1%	100.0%	81.8%	72.5%	78.6%	80.0%	75.0%	81.8%	80.6%	85.7%	100.0%	100.0%
SO35	TAMPA	BU9T047R	LIVELY TECHNICAL COLLEGE	81.3%	93.8%	85.0%	82.6%	88.3%	87.0%	66.7%	73.6%	81.1%	73.1%	74.1%	80.0%	83.5%	76.4%	82.9%	75.0%	95.3%
SO35	TAMPA	DV9T100R	NATIONAL AVIATION ACADEMY OF MISSISSIPPI INC	82.6%	82.0%	89.0%	73.3%	83.2%	84.8%	67.9%	80.3%	74.5%	70.5%	77.6%	75.6%	77.0%	73.6%	79.3%	73.1%	88.7%

**SCHOOL NORMS VS NATIONAL PASSING NORMS**  
**1ST TEST ATTEMPT WITHIN 60 DAYS OF GRADUATION**  
**PERCENTAGE OF QUESTIONS PASSED BY TOPIC**

**AMA**

**8080-08**  
**2 QTR 2021**

**JUL 1, 2020 TO JUN 30, 2021**

FSDO ID	FSDO NAME	SCHOOL CERTIFICATE #	SCHOOL NAME	JUL 1, 2020 TO JUN 30, 2021																
				Wood Structures	Aircraft Covering	Aircraft Finishes	Sheet Metal and Non-Metallic Structures	Welding	Assembly and Rigging	Airframe Inspection	Aircraft Landing Gear Systems	Hydraulic and Pneumatic Power Systems	Cabin Atmosphere Control Systems	Aircraft Instrument Systems	Communication and Navigation Systems	Aircraft Fuel Systems	Aircraft Electrical Systems	Position and Warning Systems	Ice and Rain Control Systems	Fire Protection Systems
<b>ALL</b>	<b>ALL</b>	<b>ALL</b>	<b>NATIONAL</b>	<b>84.8%</b>	<b>83.6%</b>	<b>85.6%</b>	<b>78.2%</b>	<b>83.4%</b>	<b>82.8%</b>	<b>75.2%</b>	<b>78.4%</b>	<b>76.6%</b>	<b>71.5%</b>	<b>76.8%</b>	<b>79.8%</b>	<b>80.2%</b>	<b>75.5%</b>	<b>77.1%</b>	<b>76.4%</b>	<b>86.1%</b>
SO63	SAN JUAN	DN9T092R	PUERTO RICO AVIATION MAINTENANCE INSTITUTE	<b>80.0%</b>	100.0%	<b>80.0%</b>	<b>75.0%</b>	86.7%	94.3%	<b>60.0%</b>	85.4%	83.7%	80.0%	80.8%	92.0%	85.5%	<b>74.1%</b>	<b>68.0%</b>	80.0%	<b>78.6%</b>
SW03	BATON ROUGE	2BTT611K	BATON ROUGE COMMUNITY COLLEGE	100.0%	100.0%	100.0%	91.7%	100.0%	100.0%	100.0%	<b>75.0%</b>	85.0%	85.7%	90.9%	<b>70.0%</b>	90.9%	85.3%	90.0%	100.0%	100.0%
SW03	BATON ROUGE	LVFT015K	SOUTH LOUISIANA COMMUNITY COLLEGE	100.0%	100.0%	100.0%	100.0%	100.0%	85.7%	100.0%	100.0%	100.0%	85.7%	83.3%	80.0%	90.9%	76.5%	80.0%	100.0%	<b>50.0%</b>
SW03	BATON ROUGE	XSUT020K	SOUTHERN UNIVERSITY	100.0%	<b>75.0%</b>	<b>60.0%</b>	80.0%	93.3%	<b>77.8%</b>	<b>66.7%</b>	<b>78.1%</b>	83.3%	88.9%	<b>60.0%</b>	<b>75.0%</b>	<b>65.9%</b>	<b>75.4%</b>	<b>68.4%</b>	<b>58.3%</b>	100.0%
SW09	HOUSTON	9MUT613K	MICHIGAN INSTITUTE OF AERONAUTICS, LLC.	<b>78.9%</b>	94.4%	<b>83.3%</b>	80.1%	<b>79.6%</b>	84.1%	88.9%	<b>76.7%</b>	79.4%	<b>69.0%</b>	82.4%	<b>78.9%</b>	84.3%	<b>73.9%</b>	81.5%	77.8%	92.2%
SW09	HOUSTON	X88T585K	AVIATION INSTITUTE OF MAINTENANCE	<b>77.8%</b>	<b>78.9%</b>	<b>80.0%</b>	<b>72.3%</b>	<b>68.9%</b>	<b>79.0%</b>	77.8%	<b>73.4%</b>	<b>75.0%</b>	<b>67.9%</b>	<b>74.9%</b>	<b>77.2%</b>	<b>75.4%</b>	<b>72.2%</b>	<b>72.3%</b>	<b>73.1%</b>	<b>83.6%</b>
SW11	LITTLE ROCK	2MCT601K	ARKANSAS STATE UNIVERSITY MID-SOUTH	<b>66.7%</b>	100.0%	100.0%	82.9%	<b>77.8%</b>	85.7%	100.0%	88.0%	76.7%	<b>57.1%</b>	<b>60.0%</b>	100.0%	87.9%	<b>70.6%</b>	<b>68.8%</b>	77.8%	<b>62.5%</b>
SW11	LITTLE ROCK	6ANT594K	ARKANSAS NORTHEASTERN COLLEGE	100.0%	100.0%	100.0%	84.6%	100.0%	85.7%	<b>0.0%</b>	87.5%	100.0%	85.7%	100.0%	80.0%	100.0%	87.5%	<b>40.0%</b>	100.0%	100.0%
SW11	LITTLE ROCK	AW9T023R	UNIVERSITY OF ARKANSAS-PULASKI TECHNICAL COLLEGE	100.0%	100.0%	<b>80.0%</b>	81.4%	93.3%	85.7%	<b>60.0%</b>	<b>76.2%</b>	87.8%	82.9%	76.9%	92.0%	96.4%	82.4%	<b>57.7%</b>	93.3%	<b>84.6%</b>
SW11	LITTLE ROCK	BD9T030R	SOUTHERN ARKANSAS UNIVERSITY TECH CAMDEN CAMPUS	<b>0.0%</b>	<b>0.0%</b>	<b>0.0%</b>	<b>54.5%</b>	<b>66.7%</b>	<b>28.6%</b>	100.0%	<b>44.4%</b>	<b>40.0%</b>	<b>57.1%</b>	<b>60.0%</b>	<b>60.0%</b>	<b>72.7%</b>	<b>58.8%</b>	83.3%	<b>66.7%</b>	100.0%
SW13	LUBBOCK	AM0T064K	AMARILLO COLLEGE	<b>66.7%</b>	<b>33.3%</b>	<b>66.7%</b>	<b>77.8%</b>	<b>77.8%</b>	<b>76.2%</b>	<b>66.7%</b>	<b>75.0%</b>	<b>70.0%</b>	81.0%	<b>60.0%</b>	80.0%	<b>72.7%</b>	76.5%	80.0%	77.8%	88.9%
SW13	LUBBOCK	BC9T029R	EASTERN NEW MEXICO UNIVERSITY	100.0%	100.0%	100.0%	90.9%	100.0%	85.7%	<b>0.0%</b>	100.0%	<b>70.0%</b>	<b>71.4%</b>	80.0%	80.0%	100.0%	100.0%	100.0%	<b>66.7%</b>	100.0%
SW13	LUBBOCK	VMCT038K	MIDLAND COLLEGE AMT	<b>66.7%</b>	100.0%	100.0%	<b>76.5%</b>	100.0%	85.7%	<b>66.7%</b>	88.5%	<b>70.0%</b>	<b>71.4%</b>	80.0%	100.0%	93.9%	92.2%	94.1%	100.0%	100.0%
SW13	LUBBOCK	XMOT044K	TEXAS STATE TECHNICAL COLLEGE	<b>50.0%</b>	<b>50.0%</b>	<b>50.0%</b>	78.3%	<b>83.3%</b>	85.7%	100.0%	<b>76.5%</b>	85.0%	<b>64.3%</b>	90.0%	80.0%	95.5%	88.2%	90.9%	100.0%	<b>80.0%</b>
SW13	LUBBOCK	XW5T078K	SOUTHWEST TECHNOLOGY CENTER	87.5%	<b>68.8%</b>	<b>85.0%</b>	80.5%	86.7%	<b>75.0%</b>	<b>47.2%</b>	<b>70.3%</b>	<b>75.0%</b>	<b>63.0%</b>	<b>58.8%</b>	<b>71.3%</b>	<b>73.3%</b>	<b>68.8%</b>	<b>75.0%</b>	<b>75.0%</b>	90.9%
SW15	OKLAHOMA CITY	BE9T031R	METRO-TECH AVIATION CAREER CENTER	100.0%	85.7%	<b>57.1%</b>	<b>77.6%</b>	<b>76.2%</b>	91.8%	85.7%	91.1%	78.6%	<b>67.3%</b>	<b>63.9%</b>	82.9%	84.4%	80.5%	77.1%	95.2%	90.0%
SW15	OKLAHOMA CITY	BF9T032R	TULSA TECHNOLOGY CENTER SCHOOL DISTRICT NUMBER 18	94.7%	94.7%	94.7%	79.3%	91.2%	90.2%	94.7%	84.6%	80.9%	<b>69.9%</b>	82.1%	83.2%	83.3%	79.8%	<b>67.0%</b>	82.5%	92.7%
SW15	OKLAHOMA CITY	BG9T033R	GORDON COOPER TECHNOLOGY CENTER	<b>83.3%</b>	93.8%	87.5%	82.6%	<b>83.3%</b>	83.9%	93.8%	81.4%	81.8%	79.5%	<b>75.9%</b>	83.8%	84.7%	82.0%	<b>76.3%</b>	85.4%	91.1%
SW15	OKLAHOMA CITY	CB9T054R	SPARTAN EDUCATION LLC	100.0%	90.0%	<b>80.0%</b>	87.4%	93.3%	88.6%	90.0%	85.0%	85.0%	88.6%	88.2%	82.0%	86.4%	81.7%	82.0%	96.7%	<b>79.3%</b>
SW15	OKLAHOMA CITY	VVLT036R	CANADIAN VALLEY TECHNOLOGY CENTER	100.0%	100.0%	<b>77.8%</b>	83.3%	92.6%	<b>82.5%</b>	100.0%	84.7%	<b>72.2%</b>	74.6%	78.7%	91.1%	<b>76.8%</b>	81.7%	86.7%	<b>74.1%</b>	<b>80.0%</b>
SW17	SAN ANTONIO	BJ2T718K	HALLMARK UNIVERSITY, INC.	90.7%	90.4%	92.6%	<b>75.4%</b>	92.0%	82.9%	83.9%	<b>77.7%</b>	<b>71.1%</b>	<b>70.4%</b>	<b>74.9%</b>	<b>75.4%</b>	<b>80.1%</b>	<b>71.1%</b>	<b>77.0%</b>	80.8%	86.5%
SW17	SAN ANTONIO	D18T094K	DEL MAR COLLEGE	<b>0.0%</b>	<b>0.0%</b>	100.0%	83.3%	<b>66.7%</b>	85.7%	<b>0.0%</b>	<b>50.0%</b>	90.0%	<b>57.1%</b>	100.0%	<b>40.0%</b>	100.0%	94.1%	<b>60.0%</b>	100.0%	<b>66.7%</b>

**SCHOOL NORMS VS NATIONAL PASSING NORMS**  
**1ST TEST ATTEMPT WITHIN 60 DAYS OF GRADUATION**  
**PERCENTAGE OF QUESTIONS PASSED BY TOPIC**

**AMA**

**8080-08**  
**2 QTR 2021**

**JUL 1, 2020 TO JUN 30, 2021**

FSDO ID	FSDO NAME	SCHOOL CERTIFICATE #	SCHOOL NAME	Wood Structures	Aircraft Covering	Aircraft Finishes	Sheet Metal and Non-Metallic Structures	Welding	Assembly and Rigging	Airframe Inspection	Aircraft Landing Gear Systems	Hydraulic and Pneumatic Power Systems	Cabin Atmosphere Control Systems	Aircraft Instrument Systems	Communication and Navigation Systems	Aircraft Fuel Systems	Aircraft Electrical Systems	Position and Warning Systems	Ice and Rain Control Systems	Fire Protection Systems
<b>ALL</b>	<b>ALL</b>	<b>ALL</b>	<b>NATIONAL</b>	<b>84.8%</b>	<b>83.6%</b>	<b>85.6%</b>	<b>78.2%</b>	<b>83.4%</b>	<b>82.8%</b>	<b>75.2%</b>	<b>78.4%</b>	<b>76.6%</b>	<b>71.5%</b>	<b>76.8%</b>	<b>79.8%</b>	<b>80.2%</b>	<b>75.5%</b>	<b>77.1%</b>	<b>76.4%</b>	<b>86.1%</b>
SW17	SAN ANTONIO	PHJT009K	ST PHILIPS COLLEGE	100.0%	100.0%	75.0%	79.6%	100.0%	82.1%	100.0%	71.9%	85.0%	82.1%	75.0%	60.0%	75.0%	71.6%	75.0%	75.0%	83.3%
SW17	SAN ANTONIO	ZUTT051K	TEXAS STATE TECHNICAL COLLEGE	100.0%	100.0%	100.0%	90.9%	100.0%	100.0%	100.0%	87.5%	100.0%	57.1%	100.0%	60.0%	90.9%	76.5%	100.0%	100.0%	100.0%
SW19	NORTH TEXAS	AZ9T026R	TARRANT COUNTY COLLEGE	84.6%	97.2%	86.5%	81.8%	83.8%	81.5%	64.9%	75.1%	81.0%	69.1%	73.3%	83.8%	76.7%	76.4%	79.4%	76.6%	90.1%
SW19	NORTH TEXAS	FT8T150Q	TEXAS STATE TECHNICAL COLLEGE	83.3%	60.0%	100.0%	89.7%	93.3%	85.7%	80.0%	86.0%	77.1%	68.6%	72.0%	72.0%	87.3%	83.5%	88.5%	86.7%	92.9%
SW19	NORTH TEXAS	GM8T169Q	LETOURNEAU UNIVERSITY	85.7%	92.3%	84.6%	77.4%	79.5%	80.2%	92.3%	81.0%	76.0%	61.5%	84.6%	90.8%	86.0%	74.2%	81.5%	82.1%	82.1%
SW19	NORTH TEXAS	U5DT571K	AVIATION INSTITUTE OF MAINTENANCE	73.9%	79.3%	75.8%	69.7%	69.6%	75.0%	71.0%	69.9%	64.1%	60.2%	65.7%	73.1%	69.6%	66.0%	63.1%	67.4%	79.4%
SW31	JACKSON	DU9T099R	HINDS COMMUNITY COLLEGE DISTRICT	100.0%	100.0%	66.7%	69.4%	88.9%	81.0%	100.0%	80.8%	64.3%	81.0%	66.7%	80.0%	84.8%	74.5%	73.3%	77.8%	100.0%
SW31	JACKSON	EH9T112R	NORTHWEST MISSISSIPPI COMMUNITY COLLEGE	75.0%	100.0%	87.5%	70.5%	87.5%	82.1%	87.5%	70.8%	76.3%	73.2%	85.0%	85.0%	87.5%	83.8%	78.0%	79.2%	100.0%
WP01	VAN NUYS	CZ9T078R	NORTH VALLEY OCCUPATIONAL CENTER	100.0%	0.0%	100.0%	83.3%	100.0%	71.4%	100.0%	62.5%	70.0%	57.1%	80.0%	80.0%	54.5%	64.7%	100.0%	100.0%	100.0%
WP01	VAN NUYS	VLTT024K	ANTELOPE VALLEY COMMUNITY COLLEGE	100.0%	100.0%	100.0%	100.0%	66.7%	85.7%	100.0%	77.8%	80.0%	85.7%	60.0%	60.0%	81.8%	76.5%	100.0%	100.0%	100.0%
WP05	LONG BEACH	DP9T094R	ORANGE COAST COLLEGE	100.0%	25.0%	80.0%	84.0%	93.3%	70.4%	55.6%	90.6%	77.8%	63.0%	60.0%	85.0%	75.0%	83.1%	89.5%	50.0%	72.7%
WP07	SCOTTSDALE	7WET596K	WESTERN MARICOPA EDUCATION CENTER	80.0%	77.8%	88.9%	78.7%	74.1%	84.1%	88.9%	75.0%	81.1%	82.5%	95.7%	80.0%	78.8%	81.6%	77.8%	81.5%	84.6%
WP07	SCOTTSDALE	GBIT003K	CHANDLER-GILBERT COMMUNITY COLLEGE	87.5%	80.0%	87.5%	81.3%	87.5%	77.9%	80.0%	77.9%	77.9%	73.1%	82.7%	81.3%	77.6%	76.8%	70.7%	84.4%	88.4%
WP07	SCOTTSDALE	IZPT564X	PIMA COUNTY COMMUNITY COLLEGE	75.0%	57.1%	100.0%	82.3%	100.0%	91.1%	87.5%	78.5%	75.9%	78.6%	75.6%	80.0%	79.5%	80.1%	55.0%	83.3%	91.3%
WP09	SAN DIEGO	CM9T065R	SAN DIEGO COMMUNITY COLLEGE DISTRICT	100.0%	100.0%	80.0%	85.2%	86.7%	94.3%	80.0%	85.4%	87.8%	88.6%	92.0%	92.0%	94.5%	85.7%	72.0%	60.0%	93.3%
WP13	HONOLULU	DI9T087R	HONOLULU COMMUNITY COLLEGE - DEPT OF AERONAUTICS	75.0%	100.0%	75.0%	81.1%	95.8%	83.9%	100.0%	87.9%	88.6%	85.7%	71.4%	90.0%	93.2%	85.3%	80.5%	91.7%	95.2%
WP15	SAN JOSE	DJ9T088R	GAVILAN COLLEGE	100.0%	100.0%	100.0%	86.3%	100.0%	92.9%	66.7%	89.6%	81.7%	83.3%	76.7%	90.0%	90.9%	75.2%	73.3%	77.8%	72.2%
WP17	FRESNO	CU3T436L	REEDLEY COLLEGE	75.0%	85.7%	100.0%	91.8%	87.5%	93.8%	75.0%	86.0%	78.8%	68.8%	74.3%	77.1%	66.2%	80.0%	88.6%	76.2%	100.0%
WP17	FRESNO	YSJT030K	SAN JOAQUIN VALLEY COLLEGE INC	80.0%	55.6%	77.8%	84.1%	81.5%	82.5%	55.6%	75.0%	80.0%	69.8%	91.1%	95.6%	78.8%	78.4%	73.3%	66.7%	77.8%
WP19	NEVADA	9VMT610K	AVIATION INSTITUTE OF MAINTENANCE	84.8%	74.2%	77.8%	74.2%	76.3%	78.6%	73.4%	76.1%	72.5%	63.3%	74.9%	75.5%	73.7%	68.4%	66.8%	75.7%	82.1%
WP21	RIVERSIDE	2S1T589K	VICTOR VALLEY COLLEGE SCLA SCHOOL OF AVIATION TECH	100.0%	66.7%	33.3%	66.7%	66.7%	76.2%	66.7%	88.0%	62.1%	66.7%	73.3%	60.0%	75.8%	70.6%	66.7%	77.8%	88.9%
WP21	RIVERSIDE	7BIT627K	BOUNTY ISLAND CORPORATION	81.8%	81.8%	83.3%	78.2%	86.1%	76.3%	56.3%	80.9%	79.2%	72.4%	75.0%	74.5%	86.0%	79.9%	83.6%	75.8%	80.0%

**SCHOOL NORMS VS NATIONAL PASSING NORMS**  
**1ST TEST ATTEMPT WITHIN 60 DAYS OF GRADUATION**  
**PERCENTAGE OF QUESTIONS PASSED BY TOPIC**

**AMA**

**8080-08**  
**2 QTR 2021**

**JUL 1, 2020 TO JUN 30, 2021**

FSDO ID	FSDO NAME	SCHOOL CERTIFICATE #	SCHOOL NAME	JUL 1, 2020 TO JUN 30, 2021																
				Wood Structures	Aircraft Covering	Aircraft Finishes	Sheet Metal and Non-Metallic Structures	Welding	Assembly and Rigging	Airframe Inspection	Aircraft Landing Gear Systems	Hydraulic and Pneumatic Power Systems	Cabin Atmosphere Control Systems	Aircraft Instrument Systems	Communication and Navigation Systems	Aircraft Fuel Systems	Aircraft Electrical Systems	Position and Warning Systems	Ice and Rain Control Systems	Fire Protection Systems
<b>ALL</b>	<b>ALL</b>	<b>ALL</b>	<b>NATIONAL</b>	<b>84.8%</b>	<b>83.6%</b>	<b>85.6%</b>	<b>78.2%</b>	<b>83.4%</b>	<b>82.8%</b>	<b>75.2%</b>	<b>78.4%</b>	<b>76.6%</b>	<b>71.5%</b>	<b>76.8%</b>	<b>79.8%</b>	<b>80.2%</b>	<b>75.5%</b>	<b>77.1%</b>	<b>76.4%</b>	<b>86.1%</b>
WP21	RIVERSIDE	CK9T063R	CHAFFEY COMMUNITY COLLEGE	90.0%	100.0%	87.5%	80.9%	91.7%	94.6%	37.5%	76.9%	70.0%	76.8%	75.0%	82.5%	87.5%	84.4%	82.9%	79.2%	78.3%
WP21	RIVERSIDE	HO8T197Q	SAN BERNARDINO VALLEY COLLEGE	71.4%	83.3%	100.0%	83.1%	83.3%	90.5%	50.0%	73.5%	79.7%	71.4%	80.0%	66.7%	89.4%	84.3%	83.3%	94.4%	83.3%
WP23	LOS ANGELES	CQ9T069R	MT SAN ANTONIO COLLEGE	50.0%	50.0%	50.0%	70.8%	83.3%	92.9%	100.0%	81.3%	80.0%	78.6%	80.0%	70.0%	81.8%	85.3%	60.0%	66.7%	83.3%
WP23	LOS ANGELES	GH3T527L	WEST LOS ANGELES COLLEGE	66.7%	100.0%	100.0%	66.7%	88.9%	95.2%	66.7%	70.8%	76.7%	52.4%	73.3%	60.0%	75.8%	72.5%	73.3%	77.8%	88.9%
WP23	LOS ANGELES	NR0T084K	SPARTAN COLLEGE OF AERONAUTICS & TECHNOLOGY	88.0%	82.6%	88.5%	75.8%	76.9%	86.1%	76.3%	79.1%	75.1%	74.1%	80.3%	83.5%	78.3%	81.3%	86.0%	85.5%	85.5%
WP25	SACRAMENTO	BI9T035R	SACRAMENTO CITY COLLEGE	100.0%	100.0%	100.0%	86.5%	100.0%	95.0%	100.0%	91.7%	92.3%	90.0%	93.3%	93.3%	100.0%	93.8%	100.0%	100.0%	100.0%
WP25	SACRAMENTO	DB9T080R	SOLANO COMM COLLEGE SCHOOL OF AERO	100.0%	100.0%	100.0%	78.3%	83.3%	100.0%	100.0%	81.3%	90.0%	64.3%	60.0%	80.0%	77.3%	85.3%	70.0%	66.7%	83.3%
WP27	OKLAND	2AQT602K	AVIATION INSTITUTE OF MAINTENANCE OAKLAND CAMPUS	86.5%	82.9%	91.9%	78.7%	79.3%	87.2%	71.1%	77.8%	80.9%	73.3%	75.0%	88.6%	79.7%	77.6%	73.1%	80.0%	81.0%
WP27	OKLAND	CO9T067R	COLLEGE OF ALAMEDA	92.3%	100.0%	73.3%	76.5%	77.8%	83.1%	73.9%	76.9%	72.1%	76.4%	63.6%	81.5%	74.8%	70.0%	81.0%	69.2%	88.9%



**SCHOOL NORMS VS NATIONAL PASSING NORMS**  
**1ST TEST ATTEMPT WITHIN 60 DAYS OF GRADUATION**  
**PERCENTAGE OF QUESTIONS PASSED BY TOPIC**

**AMG**

**8080-08**  
**2 QTR 2021**

**JUL 1, 2020 TO JUN 30, 2021**

FSDO ID	FSDO NAME	SCHOOL CERTIFICATE #	SCHOOL NAME	Basic Electricity	Aircraft Drawings	Weight and Balance	Fluid Lines and Fittings	Materials and Processes	Ground Operation and Servicing	Cleaning and Corrosion Control	Mathematics	Maintenance Forms and Records	Basic Physics	Maintenance Publications	Mechanic Privileges and Limitations	Human Factors
<b>ALL</b>	<b>ALL</b>	<b>ALL</b>	<b>NATIONAL</b>	<b>77.3%</b>	<b>77.6%</b>	<b>79.8%</b>	<b>80.9%</b>	<b>75.6%</b>	<b>77.0%</b>	<b>70.8%</b>	<b>80.7%</b>	<b>78.7%</b>	<b>71.3%</b>	<b>69.6%</b>	<b>85.2%</b>	<b>75.3%</b>
AL01	FAIRBANKS	DW9T101R	UNIVERSITY OF ALASKA FAIRBANKS	79.1%	82.9%	<b>78.8%</b>	84.6%	<b>72.7%</b>	84.7%	77.4%	84.9%	85.9%	<b>71.2%</b>	75.8%	86.6%	82.4%
AL03	ANCHORAGE	3VRT609K	YUUT ELITNAURVIAT REGIONAL AMT SCHOOL	83.3%	<b>75.0%</b>	<b>62.5%</b>	100.0%	93.8%	<b>75.0%</b>	75.0%	91.7%	87.5%	83.3%	100.0%	100.0%	100.0%
AL03	ANCHORAGE	DQ9T095R	UNIVERSITY OF ALASKA ANCHORAGE	85.0%	81.0%	82.6%	<b>80.8%</b>	81.1%	84.1%	78.7%	91.5%	93.5%	79.2%	78.7%	91.5%	<b>70.8%</b>
CE01	DES MOINES	BJ9T036R	IOWA WESTERN COMMUNITY COLLEGE	79.0%	<b>76.4%</b>	81.8%	92.9%	78.7%	86.5%	72.1%	86.0%	85.4%	77.3%	<b>65.1%</b>	88.4%	<b>68.2%</b>
CE01	DES MOINES	BL9T038R	INDIAN HILLS COMMUNITY COLLEGE	<b>60.9%</b>	<b>64.0%</b>	<b>68.4%</b>	83.3%	90.9%	88.9%	<b>55.6%</b>	<b>76.0%</b>	<b>77.8%</b>	<b>65.0%</b>	<b>63.2%</b>	<b>75.0%</b>	<b>70.0%</b>
CE01	DES MOINES	D52T096K	DES MOINES PUBLIC SCHOOLS AVIATION TECHNOLOGIES PR	87.5%	100.0%	100.0%	100.0%	100.0%	<b>66.7%</b>	75.0%	<b>60.0%</b>	100.0%	<b>50.0%</b>	<b>50.0%</b>	100.0%	100.0%
CE03	ST LOUIS	CY9T077R	STATE TECHNICAL COLLEGE OF MISSOURI	90.2%	81.9%	86.5%	87.3%	80.5%	88.2%	86.3%	86.7%	87.3%	85.5%	76.7%	91.9%	76.3%
CE03	ST LOUIS	DEMT159D	COMMUNITY COLLEGE DISTRICT NUMBER 522	84.4%	91.2%	87.3%	85.9%	79.2%	<b>76.9%</b>	77.4%	91.8%	84.6%	72.7%	76.9%	90.7%	92.9%
CE05	KANSAS CITY	U5ET092K	TECHNICAL EDUCATION SERVICES INC	<b>69.8%</b>	<b>72.4%</b>	<b>75.0%</b>	<b>74.5%</b>	<b>70.3%</b>	<b>73.7%</b>	<b>68.3%</b>	<b>72.6%</b>	<b>73.1%</b>	<b>63.0%</b>	<b>63.7%</b>	<b>79.6%</b>	<b>74.1%</b>
CE07	WICHITA	Q6ZT586K	WSU CAMPUS OF APPLIED SCIENCES AND TECHNOLOGY	<b>42.3%</b>	<b>60.0%</b>	<b>66.7%</b>	<b>62.5%</b>	<b>42.9%</b>	<b>45.5%</b>	<b>41.7%</b>	<b>73.3%</b>	<b>36.4%</b>	<b>58.3%</b>	<b>50.0%</b>	<b>45.5%</b>	83.3%
CE09	LINCOLN	BX9T050R	WESTERN NEBRASKA COMMUNITY COLLEGE	81.1%	81.0%	85.4%	93.1%	83.0%	84.8%	88.9%	93.7%	86.4%	82.6%	79.5%	97.8%	<b>75.0%</b>
CE17	LOUISVILLE	9JCT625K	JEFFERSON COMMUNITY TECHNICAL COLLEGE	<b>70.6%</b>	<b>65.6%</b>	<b>73.1%</b>	83.3%	82.4%	79.2%	72.0%	<b>67.2%</b>	80.0%	<b>71.2%</b>	78.7%	<b>77.6%</b>	<b>73.1%</b>
CE17	LOUISVILLE	EE9T109R	SOMERSET COMMUNITY COLLEGE	80.6%	85.0%	<b>73.3%</b>	86.7%	97.2%	92.3%	<b>66.7%</b>	<b>70.0%</b>	93.3%	81.3%	73.3%	100.0%	87.5%
CE19	NASHVILLE	MQJT005K	DEPT OF AEROSPACE MIDDLE TENNESSEE	<b>57.8%</b>	<b>76.5%</b>	83.3%	<b>75.0%</b>	81.2%	<b>65.1%</b>	76.2%	86.0%	<b>77.5%</b>	76.7%	80.0%	88.6%	77.3%
CE19	NASHVILLE	N4IT070K	NORTH CENTRAL INSTITUTE	<b>70.5%</b>	84.0%	85.0%	91.3%	81.6%	<b>76.5%</b>	90.0%	84.6%	88.9%	85.0%	70.0%	89.5%	90.0%
CE19	NASHVILLE	NVST018K	TENNESSEE COLLEGE OF APPLIED TECHNOLOGY, NASHVILLE	80.7%	93.1%	87.2%	95.7%	83.5%	<b>70.7%</b>	80.9%	84.4%	84.4%	72.3%	<b>65.2%</b>	91.7%	83.3%
CE19	NASHVILLE	O0ET097K	TENNESSEE COLLEGE OF APPLIED TECHNOLOGY MORRISTOWN	83.3%	89.3%	87.0%	81.0%	79.6%	91.3%	91.7%	85.7%	80.0%	79.2%	<b>68.2%</b>	<b>81.8%</b>	<b>75.0%</b>
CE21	MEMPHIS	EF9T110R	TENNESSEE COLLEGES OF APPLIED TECHNOLOGY-MEMPHIS	<b>70.7%</b>	<b>74.5%</b>	80.7%	<b>79.4%</b>	<b>75.3%</b>	<b>70.3%</b>	<b>67.1%</b>	<b>73.6%</b>	<b>76.5%</b>	71.3%	<b>68.1%</b>	89.1%	<b>73.3%</b>
EA01	ALBANY	VXYT570K	MOHAWK VALLEY COMMUNITY COLLEGE	80.2%	82.0%	90.0%	83.7%	76.6%	<b>75.0%</b>	82.1%	86.3%	85.0%	77.5%	72.2%	<b>83.8%</b>	85.0%

**SCHOOL NORMS VS NATIONAL PASSING NORMS**  
**1ST TEST ATTEMPT WITHIN 60 DAYS OF GRADUATION**  
**PERCENTAGE OF QUESTIONS PASSED BY TOPIC**

**AMG**

**8080-08**  
**2 QTR 2021**

**JUL 1, 2020 TO JUN 30, 2021**

FSDO ID	FSDO NAME	SCHOOL CERTIFICATE #	SCHOOL NAME	JUL 1, 2020 TO JUN 30, 2021													
				Basic Electricity	Aircraft Drawings	Weight and Balance	Fluid Lines and Fittings	Materials and Processes	Ground Operation and Servicing	Cleaning and Corrosion Control	Mathematics	Maintenance Forms and Records	Basic Physics	Maintenance Publications	Mechanic Privileges and Limitations	Human Factors	
<b>ALL</b>	<b>ALL</b>	<b>ALL</b>	<b>NATIONAL</b>	<b>77.3%</b>	<b>77.6%</b>	<b>79.8%</b>	<b>80.9%</b>	<b>75.6%</b>	<b>77.0%</b>	<b>70.8%</b>	<b>80.7%</b>	<b>78.7%</b>	<b>71.3%</b>	<b>69.6%</b>	<b>85.2%</b>	<b>75.3%</b>	
EA03	ALLEGHENY	HE1T189K	PITTSBURGH INSTITUTE OF AERONAUTICS	81.4%	79.0%	87.5%	84.8%	81.6%	77.3%	70.8%	81.6%	82.1%	<b>70.0%</b>	74.5%	88.3%	82.0%	
EA07	BALTIMORE	I4PT091K	PITTSBURGH INSTITUTE OF AERONAUTICS	78.9%	77.7%	82.5%	<b>75.4%</b>	<b>66.1%</b>	80.1%	73.3%	84.8%	80.5%	<b>66.5%</b>	71.5%	<b>85.2%</b>	81.3%	
EA09	CHARLESTON	MUET028K	ROBERT C BYRD NATIONAL AEROSPACE EDUCATION CENTER	82.3%	85.3%	88.9%	84.6%	86.9%	84.0%	74.1%	94.3%	85.2%	<b>66.7%</b>	82.1%	85.2%	85.7%	
EA11	FARMINGDALE	AA9T001R	AVIATION TRAINING INSTITUTE AT VAUGHN COLLEGE OF A	80.0%	83.1%	84.5%	89.7%	<b>75.4%</b>	<b>76.4%</b>	71.9%	82.7%	82.5%	<b>70.0%</b>	<b>69.5%</b>	<b>83.1%</b>	<b>73.3%</b>	
EA11	FARMINGDALE	A19T009R	LEWIS WILSON TECHNOLOGICAL CENTER	88.9%	100.0%	100.0%	<b>75.0%</b>	87.5%	<b>75.0%</b>	100.0%	100.0%	100.0%	100.0%	100.0%	100.0%	100.0%	
EA17	PHILADELPHIA	7DET592K	DELAWARE TECHNICAL AND COMMUNITY COLLEGE	78.8%	88.2%	89.3%	93.1%	92.6%	81.5%	76.9%	91.9%	92.0%	74.1%	76.0%	96.4%	<b>57.1%</b>	
EA17	PHILADELPHIA	AR9T018R	AVIATION INSTITUTE OF MAINTENANCE INC	84.0%	79.2%	<b>75.5%</b>	<b>73.8%</b>	<b>75.4%</b>	77.7%	<b>66.0%</b>	<b>78.9%</b>	<b>74.0%</b>	<b>71.0%</b>	<b>60.0%</b>	<b>83.9%</b>	<b>60.0%</b>	
EA21	RICHMOND	B12T578K	BLUE RIDGE COMMUNITY COLLEGE	88.9%	80.0%	83.3%	83.3%	78.9%	94.4%	89.5%	<b>73.1%</b>	82.4%	80.0%	75.0%	<b>85.0%</b>	<b>70.0%</b>	
EA21	RICHMOND	L48T855K	LIBERTY UNIVERSITY	<b>76.5%</b>	84.8%	83.3%	87.1%	81.6%	81.1%	75.3%	86.5%	<b>78.1%</b>	79.7%	70.7%	92.3%	87.5%	
EA21	RICHMOND	LQPT037K	TRAINING SERVICES INC	<b>68.8%</b>	<b>75.8%</b>	83.2%	82.1%	<b>65.9%</b>	<b>70.0%</b>	70.9%	<b>77.5%</b>	<b>75.5%</b>	<b>68.2%</b>	70.7%	<b>74.3%</b>	77.8%	
EA25	TETERBORO	BV9T048R	AVIATION INSTITUTE OF MAINTENANCE	<b>76.4%</b>	<b>72.8%</b>	79.9%	<b>80.4%</b>	76.9%	78.3%	<b>65.7%</b>	<b>75.5%</b>	79.0%	<b>69.3%</b>	69.8%	<b>82.9%</b>	<b>73.5%</b>	
EA27	WASHINGTON	AQ9T017R	UNIVERSITY OF THE DISTRICT OF COLUMBIA	<b>64.4%</b>	<b>52.0%</b>	<b>60.0%</b>	<b>63.0%</b>	78.8%	<b>63.2%</b>	75.0%	<b>57.7%</b>	<b>68.4%</b>	80.0%	<b>61.1%</b>	88.9%	<b>70.0%</b>	
EA27	WASHINGTON	U6ET095K	TECHNICAL EDUCATION SERVICES INC	79.3%	80.0%	<b>68.7%</b>	<b>76.9%</b>	<b>73.6%</b>	80.0%	71.7%	84.2%	81.4%	71.7%	<b>67.0%</b>	86.3%	78.3%	
EA39	GREENSBORO	3C9T607K	COLLEGE OF THE ALBEMARLE	81.5%	85.7%	91.7%	93.8%	85.0%	83.3%	75.0%	87.5%	81.8%	90.9%	83.3%	<b>63.6%</b>	83.3%	
EA39	GREENSBORO	CUMT104K	CRAVEN COMMUNITY COLLEGE	<b>72.0%</b>	81.6%	93.3%	97.1%	86.2%	80.6%	73.3%	<b>73.2%</b>	80.0%	<b>71.0%</b>	82.1%	93.5%	<b>75.0%</b>	
EA39	GREENSBORO	DT9T098R	WAYNE COMMUNITY COLLEGE	<b>70.5%</b>	80.0%	<b>77.8%</b>	84.2%	80.0%	94.4%	73.7%	82.6%	<b>73.7%</b>	75.0%	75.0%	95.0%	<b>60.0%</b>	
EA39	GREENSBORO	EJ9T114R	GUILFORD TECHNICAL COMMUNITY COLLEGE	78.1%	86.2%	<b>79.3%</b>	86.2%	80.8%	77.9%	<b>65.2%</b>	82.4%	87.3%	<b>70.9%</b>	79.7%	88.0%	<b>75.0%</b>	
EA61	BOSTON	61CT616K	CAPE COD COMMUNITY COLLEGE	78.1%	80.3%	82.8%	<b>79.8%</b>	76.7%	85.2%	76.3%	<b>80.3%</b>	82.4%	<b>65.3%</b>	70.9%	89.1%	77.1%	
EA61	BOSTON	EC6T068K	NATIONAL AVIATION ACADEMY OF NEW ENGLAND	78.1%	78.7%	<b>77.5%</b>	82.9%	<b>72.5%</b>	79.1%	<b>69.1%</b>	82.7%	<b>69.1%</b>	75.5%	<b>66.8%</b>	<b>78.3%</b>	<b>71.3%</b>	
EA63	WINDSOR LOCKS	6WHT615K	WESTFIELD TECHNICAL ACADEMY	90.0%	80.0%	<b>75.0%</b>	100.0%	88.9%	<b>75.0%</b>	75.0%	<b>60.0%</b>	80.0%	<b>50.0%</b>	100.0%	100.0%	<b>50.0%</b>	
EA63	WINDSOR LOCKS	EM9T117R	CONNECTICUT AERO TECH SCHOOL	92.3%	80.0%	90.0%	100.0%	92.6%	77.8%	83.3%	100.0%	100.0%	83.3%	75.0%	100.0%	<b>66.7%</b>	

**SCHOOL NORMS VS NATIONAL PASSING NORMS**  
**1ST TEST ATTEMPT WITHIN 60 DAYS OF GRADUATION**  
**PERCENTAGE OF QUESTIONS PASSED BY TOPIC**

**AMG**

**8080-08**  
**2 QTR 2021**

**JUL 1, 2020 TO JUN 30, 2021**

FSDO ID	FSDO NAME	SCHOOL CERTIFICATE #	SCHOOL NAME	JUL 1, 2020 TO JUN 30, 2021													
				Basic Electricity	Aircraft Drawings	Weight and Balance	Fluid Lines and Fittings	Materials and Processes	Ground Operation and Servicing	Cleaning and Corrosion Control	Mathematics	Maintenance Forms and Records	Basic Physics	Maintenance Publications	Mechanic Privileges and Limitations	Human Factors	
<b>ALL</b>	<b>ALL</b>	<b>ALL</b>	<b>NATIONAL</b>	<b>77.3%</b>	<b>77.6%</b>	<b>79.8%</b>	<b>80.9%</b>	<b>75.6%</b>	<b>77.0%</b>	<b>70.8%</b>	<b>80.7%</b>	<b>78.7%</b>	<b>71.3%</b>	<b>69.6%</b>	<b>85.2%</b>	<b>75.3%</b>	
EA63	WINDSOR LOCKS	TF5T221N	STRATFORD SCHOOL FOR AVIATION MAINTENANCE TECHNICI	78.4%	<b>77.4%</b>	<b>79.5%</b>	<b>76.1%</b>	77.6%	<b>75.4%</b>	71.2%	86.5%	81.2%	81.6%	<b>63.5%</b>	94.5%	84.2%	
EA65	PORTLAND	NSUT025K	NASHUA COMMUNITY COLLEGE	88.9%	<b>70.0%</b>	85.7%	<b>75.0%</b>	<b>72.2%</b>	85.7%	<b>42.9%</b>	<b>80.0%</b>	<b>57.1%</b>	<b>62.5%</b>	75.0%	<b>75.0%</b>	<b>50.0%</b>	
GL03	DUPAGE	AN9T014R	LEWIS UNIVERSITY	81.9%	<b>75.5%</b>	90.5%	<b>78.6%</b>	<b>73.1%</b>	<b>68.0%</b>	76.3%	<b>79.8%</b>	87.7%	<b>69.5%</b>	72.7%	88.8%	<b>71.4%</b>	
GL03	DUPAGE	BS9T045R	ROCK VALLEY COLLEGE AVIATION TECH	83.5%	83.6%	87.7%	81.0%	79.8%	91.8%	76.0%	87.0%	90.8%	74.8%	77.0%	93.3%	87.0%	
GL05	CINCINNATI	AC9T003R	MIAMI VALLEY CAREER TECHNOLOGY CENTER	<b>77.1%</b>	79.2%	85.0%	<b>72.2%</b>	84.1%	90.0%	<b>50.0%</b>	87.5%	88.9%	<b>65.0%</b>	76.5%	94.7%	80.0%	
GL05	CINCINNATI	AD9T004R	CINCINNATI STATE TECHNICAL AND COMMUNITY COLLEGE	81.8%	83.2%	<b>79.3%</b>	85.0%	78.1%	79.7%	73.2%	<b>74.4%</b>	82.5%	<b>67.4%</b>	<b>63.5%</b>	91.9%	<b>70.5%</b>	
GL05	CINCINNATI	GOKT001K	GREAT OAKS JOINT VOCATIONAL SCHOOL	<b>74.7%</b>	87.2%	80.6%	93.5%	<b>73.0%</b>	83.3%	75.0%	82.9%	<b>71.0%</b>	<b>65.6%</b>	<b>64.3%</b>	87.1%	87.5%	
GL05	CINCINNATI	XSCT086K	SINCLAIR COMMUNITY COLLEGE	78.1%	80.0%	82.1%	<b>79.4%</b>	<b>74.5%</b>	<b>64.0%</b>	<b>64.3%</b>	<b>74.4%</b>	83.3%	78.6%	80.8%	92.9%	<b>71.4%</b>	
GL07	COLUMBUS	DL9T090R	COLUMBUS STATE COMMUNITY COLLEGE	84.7%	<b>75.9%</b>	91.5%	86.0%	85.3%	81.4%	87.2%	<b>79.4%</b>	84.8%	76.1%	81.4%	89.4%	<b>75.0%</b>	
GL09	GRAND RAPIDS	JX8T258Q	WESTERN MICHIGAN UNIVERSITY COLLEGE OF AVIATION	77.8%	<b>76.0%</b>	100.0%	92.9%	90.9%	84.2%	<b>68.4%</b>	<b>80.0%</b>	<b>61.1%</b>	80.0%	75.0%	94.7%	90.0%	
GL09	GRAND RAPIDS	LW5T030N	ANDREWS UNIVERSITY	<b>73.1%</b>	93.3%	<b>50.0%</b>	<b>72.7%</b>	77.8%	77.8%	90.9%	<b>80.0%</b>	83.3%	83.3%	83.3%	91.7%	83.3%	
GL09	GRAND RAPIDS	M90T074K	SCHOOL OF MISSIONARY AVIATION TECHNOLOGY	90.3%	89.6%	93.7%	96.8%	92.5%	83.6%	85.5%	88.5%	84.1%	74.6%	76.7%	98.3%	78.1%	
GL11	INDIANAPOLIS	CG9T059R	PURDUE UNIV SCHOOL OF AVIATION AND TRANSP TECH	81.0%	82.6%	84.6%	<b>76.4%</b>	78.6%	<b>76.0%</b>	74.5%	98.6%	<b>75.9%</b>	83.6%	78.2%	92.7%	82.1%	
GL11	INDIANAPOLIS	IV7T579K	IVY TECH COMMUNITY COLLEGE NORTHEAST	<b>65.4%</b>	<b>66.7%</b>	<b>72.7%</b>	<b>43.8%</b>	76.2%	<b>70.0%</b>	<b>50.0%</b>	<b>68.8%</b>	81.8%	83.3%	75.0%	<b>83.3%</b>	<b>66.7%</b>	
GL11	INDIANAPOLIS	PF2T081L	VINCENNES UNIVERSITY	79.0%	79.9%	81.2%	81.1%	83.7%	81.6%	81.7%	<b>78.9%</b>	86.3%	76.5%	78.9%	87.6%	<b>67.4%</b>	
GL11	INDIANAPOLIS	USBT077S	AMERICAN TRANS AIR TRAINING CORPORATION	77.9%	83.3%	84.8%	<b>65.4%</b>	77.7%	<b>72.7%</b>	<b>67.4%</b>	<b>77.4%</b>	<b>75.6%</b>	77.1%	<b>65.9%</b>	<b>77.8%</b>	<b>75.0%</b>	
GL13	MILWAUKEE	CF9T058R	MILWAUKEE AREA TECHNICAL COLLEGE	<b>74.5%</b>	<b>76.7%</b>	<b>72.7%</b>	<b>61.9%</b>	82.7%	<b>76.2%</b>	<b>65.2%</b>	<b>63.3%</b>	87.0%	<b>66.7%</b>	87.0%	87.5%	91.7%	
GL15	MINNEAPOLIS	6LRT617K	LAKE SUPERIOR COLLEGE	<b>66.7%</b>	<b>75.0%</b>	100.0%	<b>75.0%</b>	100.0%	100.0%	<b>50.0%</b>	83.3%	<b>75.0%</b>	100.0%	75.0%	<b>75.0%</b>	100.0%	
GL15	MINNEAPOLIS	C19T061R	MINNEAPOLIS COMMUNITY AND TECHNICAL COLLEGE	78.2%	79.4%	88.2%	85.5%	86.1%	77.1%	82.0%	80.9%	85.1%	72.5%	82.0%	94.1%	80.8%	
GL19	SPRINGFIELD	BNZT547C	SOUTHERN ILLINOIS UNIV AVN TECH	84.4%	84.5%	80.9%	90.2%	76.4%	85.4%	73.9%	<b>75.0%</b>	80.9%	78.7%	72.3%	93.6%	79.2%	

**SCHOOL NORMS VS NATIONAL PASSING NORMS**  
**1ST TEST ATTEMPT WITHIN 60 DAYS OF GRADUATION**  
**PERCENTAGE OF QUESTIONS PASSED BY TOPIC**

**AMG**

**8080-08**  
**2 QTR 2021**

**JUL 1, 2020 TO JUN 30, 2021**

FSDO ID	FSDO NAME	SCHOOL CERTIFICATE #	SCHOOL NAME	JUL 1, 2020 TO JUN 30, 2021													
				Basic Electricity	Aircraft Drawings	Weight and Balance	Fluid Lines and Fittings	Materials and Processes	Ground Operation and Servicing	Cleaning and Corrosion Control	Mathematics	Maintenance Forms and Records	Basic Physics	Maintenance Publications	Mechanic Privileges and Limitations	Human Factors	
<b>ALL</b>	<b>ALL</b>	<b>ALL</b>	<b>NATIONAL</b>	<b>77.3%</b>	<b>77.6%</b>	<b>79.8%</b>	<b>80.9%</b>	<b>75.6%</b>	<b>77.0%</b>	<b>70.8%</b>	<b>80.7%</b>	<b>78.7%</b>	<b>71.3%</b>	<b>69.6%</b>	<b>85.2%</b>	<b>75.3%</b>	
GL19	SPRINGFIELD	L9LT087K	LINCOLN LAND COMMUNITY COLLEGE	75.0%	84.2%	80.0%	84.2%	83.3%	85.7%	80.0%	66.7%	80.0%	81.3%	75.0%	87.5%	100.0%	
GL21	FARGO	CH9T060R	NORTHLAND COMMUNITY AND TECHNICAL COLLEGE	65.6%	88.2%	86.5%	77.8%	71.6%	90.6%	83.3%	87.0%	88.5%	75.0%	66.7%	92.9%	89.3%	
GL23	EAST MICHIGAN	BN9T040R	MIAT COLLEGE OF TECHNOLOGY	63.5%	79.1%	67.4%	75.3%	70.9%	75.9%	67.7%	82.5%	84.4%	66.0%	66.7%	80.6%	79.2%	
GL23	EAST MICHIGAN	JW8T257Q	LANSING COMMUNITY COLLEGE	70.9%	64.9%	81.4%	77.6%	69.4%	84.3%	53.4%	73.4%	76.7%	68.4%	70.0%	87.8%	81.6%	
GL25	CLEVELAND	AE9T005R	AEROSPACE CENTER	67.6%	60.0%	66.7%	88.9%	86.2%	78.6%	81.3%	71.4%	73.3%	68.8%	66.7%	87.5%	50.0%	
GL25	CLEVELAND	EO9T119R	MAHONING COUNTY CAREER AND TECHNICAL CENTER	81.8%	64.0%	88.9%	63.2%	80.0%	87.5%	89.5%	66.7%	85.0%	75.0%	60.0%	95.0%	60.0%	
GL25	CLEVELAND	P6HT576K	PITTSBURGH INSTITUTE OF AERONAUTICS	79.1%	78.8%	82.4%	78.9%	78.1%	79.6%	70.8%	80.7%	75.3%	69.7%	66.7%	80.3%	71.7%	
GL27	RAPID CITY	OV5T107N	LAKE AREA TECHNICAL INSTITUTE	76.5%	77.8%	100.0%	100.0%	82.4%	85.7%	62.5%	81.8%	75.0%	71.4%	100.0%	100.0%	75.0%	
NM01	SEATTLE	EU9T125R	EVERETT COMMUNITY COLLEGE	75.0%	82.9%	76.0%	73.3%	78.9%	92.0%	70.4%	85.3%	78.6%	78.6%	65.4%	81.5%	64.3%	
NM01	SEATTLE	HQ6T596N	SOUTH SEATTLE COLLEGE	74.6%	76.7%	81.3%	81.4%	81.4%	73.3%	68.9%	84.2%	81.0%	72.6%	72.5%	82.7%	64.8%	
NM01	SEATTLE	MK8T323Q	CLOVER PARK TECHNICAL COLLEGE	82.0%	74.3%	80.0%	84.9%	84.0%	84.3%	74.6%	83.5%	81.2%	78.5%	79.5%	92.3%	63.2%	
NM03	DENVER	DH9T086R	SPARTAN COLLEGE OF AERONAUTICS AND TECHNOLOGY	73.4%	75.4%	79.2%	82.9%	73.4%	76.6%	71.2%	82.8%	74.4%	74.6%	70.1%	86.5%	82.3%	
NM05	HELENA	QH2T109L	HELENA COLLEGE UNIVERSITY OF MONTANA	90.0%	100.0%	100.0%	66.7%	75.0%	75.0%	50.0%	80.0%	100.0%	100.0%	100.0%	75.0%	100.0%	
NM07	SALT LAKE CITY	ER9T122R	COLORADO NORTHWESTERN COMMUNITY COLLEGE	85.0%	90.0%	87.5%	100.0%	88.2%	75.0%	71.4%	70.0%	85.7%	87.5%	50.0%	87.5%	100.0%	
NM07	SALT LAKE CITY	ET9T124R	IDAHO STATE UNIVERSITY	82.1%	73.3%	81.8%	90.0%	88.5%	91.7%	83.3%	85.7%	84.6%	91.7%	100.0%	90.9%	83.3%	
NM07	SALT LAKE CITY	EW9T127R	SALT LAKE COMMUNITY COLLEGE	82.9%	84.6%	86.7%	84.3%	84.7%	75.9%	74.2%	79.3%	86.7%	79.7%	80.3%	82.5%	96.9%	
NM07	SALT LAKE CITY	GO3T534L	UTAH STATE UNIVERSITY	83.3%	80.0%	87.5%	91.7%	75.0%	75.0%	57.1%	100.0%	66.7%	62.5%	37.5%	87.5%	100.0%	
NM09	PORTLAND	DA9T079R	PORTLAND COMMUNITY COLLEGE	66.7%	60.0%	66.7%	75.0%	77.8%	100.0%	100.0%	75.0%	75.0%	50.0%	100.0%	100.0%	0.0%	
NM09	PORTLAND	EM8T117Q	LANE COMMUNITY COLLEGE	84.9%	75.9%	81.0%	87.0%	81.5%	85.7%	79.2%	75.0%	62.5%	66.7%	83.3%	78.3%	83.3%	
NM13	SPOKANE	4NIT612K	NORTH IDAHO COLLEGE AEROSPACE CENTER OF EXCELLENCE	75.6%	72.0%	84.2%	75.0%	84.2%	82.4%	78.9%	80.8%	83.3%	80.0%	65.0%	94.7%	90.0%	
NM13	SPOKANE	EL8T116Q	BIG BEND COMMUNITY COLLEGE	79.2%	92.3%	90.6%	94.9%	82.5%	79.3%	79.3%	88.6%	85.7%	71.0%	83.9%	90.6%	68.8%	
NM13	SPOKANE	GJ6T563N	SPOKANE COMMUNITY COLLEGE	90.7%	82.5%	83.3%	89.7%	85.5%	96.7%	73.3%	89.7%	80.0%	96.9%	69.0%	90.3%	81.3%	
SO09	ALABAMA & NW FLORIDA	3AQT606K	ALABAMA AVIATION COLLEGE AT ALBERTVILLE, AL	79.6%	65.5%	68.2%	74.2%	81.0%	68.2%	70.8%	74.2%	81.8%	54.2%	54.2%	91.3%	75.0%	
SO09	ALABAMA & NW	5GT621K	GEORGE STONE TECHNICAL COLLEGE	78.8%	73.1%	90.3%	82.9%	73.9%	71.7%	73.8%	78.6%	79.7%	71.0%	67.2%	81.3%	81.3%	

**SCHOOL NORMS VS NATIONAL PASSING NORMS**  
**1ST TEST ATTEMPT WITHIN 60 DAYS OF GRADUATION**  
**PERCENTAGE OF QUESTIONS PASSED BY TOPIC**

**AMG**

**8080-08**  
**2 QTR 2021**

**JUL 1, 2020 TO JUN 30, 2021**

FSDO ID	FSDO NAME	SCHOOL CERTIFICATE #	SCHOOL NAME	JUL 1, 2020 TO JUN 30, 2021													
				Basic Electricity	Aircraft Drawings	Weight and Balance	Fluid Lines and Fittings	Materials and Processes	Ground Operation and Servicing	Cleaning and Corrosion Control	Mathematics	Maintenance Forms and Records	Basic Physics	Maintenance Publications	Mechanic Privileges and Limitations	Human Factors	
<b>ALL</b>	<b>ALL</b>	<b>ALL</b>	<b>NATIONAL</b>	<b>77.3%</b>	<b>77.6%</b>	<b>79.8%</b>	<b>80.9%</b>	<b>75.6%</b>	<b>77.0%</b>	<b>70.8%</b>	<b>80.7%</b>	<b>78.7%</b>	<b>71.3%</b>	<b>69.6%</b>	<b>85.2%</b>	<b>75.3%</b>	
SO09	ALABAMA & NW FLORIDA	77HT588K	HANEY TECHNICAL CENTER HIGH SCHOOL	83.3%	88.9%	100.0%	87.5%	76.5%	100.0%	57.1%	100.0%	100.0%	85.7%	62.5%	100.0%	75.0%	
SO09	ALABAMA & NW FLORIDA	EN4T160M	ALABAMA AVIATION COLLEGE A UNIT OF ENTERPRISE COMM	77.6%	77.7%	77.5%	79.7%	76.5%	75.8%	66.7%	75.0%	78.9%	66.8%	64.6%	82.1%	61.1%	
SO09	ALABAMA & NW FLORIDA	QLAT006K	ALABAMA AVIATION CENTER MOBILE OF COASTAL ALABAMA	79.9%	79.2%	87.0%	86.9%	76.4%	76.9%	77.1%	81.9%	83.5%	70.4%	73.2%	93.6%	69.0%	
SO11	ATLANTA	1CVT581K	GEORGIA NORTHWESTERN TECHNICAL COLLEGE	85.3%	95.0%	87.5%	93.8%	72.2%	92.3%	92.9%	100.0%	73.3%	87.5%	81.3%	87.5%	75.0%	
SO11	ATLANTA	40ST600K	SAVANNAH TECHNICAL COLLEGE	77.1%	84.1%	94.1%	81.0%	76.1%	76.5%	68.6%	85.1%	76.5%	80.0%	81.3%	82.9%	88.9%	
SO11	ATLANTA	AU8T098K	AUGUSTA TECHNICAL COLLEGE	86.7%	76.0%	85.0%	92.3%	75.0%	72.2%	85.0%	85.2%	83.3%	90.0%	78.9%	75.0%	80.0%	
SO11	ATLANTA	GV0T010K	CENTRAL GEORGIA TECHNICAL COLLEGE	44.4%	80.0%	33.3%	100.0%	66.7%	100.0%	100.0%	100.0%	50.0%	75.0%	75.0%	100.0%	50.0%	
SO11	ATLANTA	HG6T054K	MIDDLE GEORGIA STATE UNIVERSITY	78.7%	80.2%	78.9%	75.7%	74.5%	81.2%	64.4%	74.2%	81.9%	64.9%	66.2%	81.3%	81.6%	
SO11	ATLANTA	VI8T077K	TECHNICAL EDUCATION SERVICES INC	78.1%	79.1%	78.4%	80.1%	75.4%	79.1%	70.5%	79.7%	79.6%	66.1%	70.1%	85.7%	72.4%	
SO13	COLUMBIA	3PIT597K	PITTSBURGH INSTITUTE OF AERONAUTICS	77.2%	80.8%	78.8%	78.2%	69.9%	77.0%	76.3%	79.2%	72.3%	73.9%	68.6%	88.6%	68.1%	
SO13	COLUMBIA	EC9T107R	TRIDENT TECHNICAL COLLEGE	85.5%	69.8%	80.0%	91.4%	75.7%	72.7%	70.6%	91.3%	77.1%	77.8%	72.7%	82.9%	72.2%	
SO13	COLUMBIA	EI9T113R	GREENVILLE TECHNICAL COLLEGE	83.8%	80.0%	75.0%	100.0%	78.8%	86.7%	87.5%	95.0%	86.7%	81.3%	80.0%	100.0%	62.5%	
SO15	ORLANDO	2RIT619K	ARI BEN AVIATOR INC	75.9%	71.4%	100.0%	81.8%	96.0%	75.0%	63.6%	87.5%	100.0%	63.6%	80.0%	100.0%	50.0%	
SO15	ORLANDO	6CKT604K	CENTRAL FLORIDA AEROSPACE ACADEMY	70.8%	76.9%	67.7%	84.6%	71.2%	76.7%	66.7%	85.7%	67.9%	83.9%	71.9%	80.6%	87.5%	
SO15	ORLANDO	6EFT614K	EASTERN FLORIDA STATE COLLEGE	79.7%	87.8%	86.1%	86.1%	78.3%	77.1%	76.0%	86.0%	81.3%	76.2%	71.0%	91.3%	73.1%	
SO15	ORLANDO	FHXT099K	FLORIDA STATE COLLEGE AT JACKSONVILLE AVIATION CEN	78.1%	80.4%	84.6%	85.5%	78.3%	82.9%	75.0%	87.5%	82.9%	72.2%	68.6%	90.9%	85.0%	
SO15	ORLANDO	NX4T404M	EMBRY RIDDLE AERONAUTICAL UNIVERSITY	83.3%	74.3%	85.7%	84.4%	85.0%	77.7%	74.0%	85.4%	75.8%	74.4%	71.8%	84.0%	87.1%	
SO15	ORLANDO	Q5VT572K	AVIATION INSTITUTE OF MAINTENANCE	65.0%	71.8%	68.4%	77.3%	63.3%	67.5%	60.2%	71.0%	69.6%	67.6%	56.9%	78.1%	68.5%	
SO19	SOUTH FLORIDA	CT9T072R	GEORGE T BAKER AVIATION TECHNICAL COLLEGE	81.4%	81.3%	84.9%	78.6%	82.6%	77.8%	70.8%	79.8%	82.7%	75.3%	72.0%	90.6%	75.5%	
SO19	SOUTH FLORIDA	IP8T224Q	BROWARD COLLEGE	85.5%	75.9%	77.1%	75.4%	83.4%	71.6%	63.2%	81.1%	87.1%	69.0%	74.2%	85.5%	80.6%	
SO19	SOUTH FLORIDA	WT5T076K	LORENZO WALKER TECHNICAL COLLEGE	79.1%	73.5%	89.3%	76.0%	83.6%	76.9%	68.0%	80.6%	81.5%	77.8%	82.6%	100.0%	85.7%	

**SCHOOL NORMS VS NATIONAL PASSING NORMS**  
**1ST TEST ATTEMPT WITHIN 60 DAYS OF GRADUATION**  
**PERCENTAGE OF QUESTIONS PASSED BY TOPIC**

**AMG**

**8080-08**  
**2 QTR 2021**

**JUL 1, 2020 TO JUN 30, 2021**

FSDO ID	FSDO NAME	SCHOOL CERTIFICATE #	SCHOOL NAME	JUL 1, 2020 TO JUN 30, 2021													
				Basic Electricity	Aircraft Drawings	Weight and Balance	Fluid Lines and Fittings	Materials and Processes	Ground Operation and Servicing	Cleaning and Corrosion Control	Mathematics	Maintenance Forms and Records	Basic Physics	Maintenance Publications	Mechanic Privileges and Limitations	Human Factors	
<b>ALL</b>	<b>ALL</b>	<b>ALL</b>	<b>NATIONAL</b>	<b>77.3%</b>	<b>77.6%</b>	<b>79.8%</b>	<b>80.9%</b>	<b>75.6%</b>	<b>77.0%</b>	<b>70.8%</b>	<b>80.7%</b>	<b>78.7%</b>	<b>71.3%</b>	<b>69.6%</b>	<b>85.2%</b>	<b>75.3%</b>	
SO35	TAMPA	BU9T047R	LIVELY TECHNICAL COLLEGE	82.6%	87.8%	81.6%	92.0%	80.0%	71.1%	71.8%	83.0%	81.1%	82.1%	77.8%	97.4%	80.0%	
SO35	TAMPA	DV9T100R	NATIONAL AVIATION ACADEMY OF MISSISSIPPI INC	77.2%	75.1%	75.6%	80.7%	68.7%	75.5%	70.9%	83.5%	74.4%	68.9%	65.4%	79.3%	78.3%	
SW01	ALBUQUERQUE	Q8U573K	CENTRAL NEW MEXICO COMMUNITY COLLEGE	77.8%	88.9%	87.5%	83.3%	72.7%	87.5%	100.0%	83.3%	100.0%	71.4%	100.0%	87.5%	75.0%	
SW03	BATON ROUGE	2BTT611K	BATON ROUGE COMMUNITY COLLEGE	75.0%	90.0%	87.5%	87.5%	61.1%	87.5%	83.3%	90.0%	66.7%	87.5%	83.3%	100.0%	100.0%	
SW03	BATON ROUGE	BB9T028R	SOWELA TECHNICAL COMMUNITY COLLEGE	88.9%	100.0%	100.0%	100.0%	88.9%	66.7%	50.0%	80.0%	100.0%	75.0%	75.0%	100.0%	100.0%	
SW03	BATON ROUGE	LVFT015K	SOUTH LOUISIANA COMMUNITY COLLEGE	87.5%	82.9%	88.5%	74.2%	75.4%	66.7%	80.0%	74.3%	65.4%	75.0%	77.8%	82.1%	78.6%	
SW03	BATON ROUGE	XSUT020K	SOUTHERN UNIVERSITY	70.4%	60.0%	66.7%	81.8%	88.5%	63.6%	83.3%	71.4%	75.0%	66.7%	72.7%	81.8%	83.3%	
SW09	HOUSTON	9MUT613K	MICHIGAN INSTITUTE OF AERONAUTICS, LLC.	79.6%	82.5%	82.3%	90.0%	73.8%	72.1%	78.4%	79.0%	93.5%	73.1%	69.2%	92.4%	80.0%	
SW09	HOUSTON	X88T585K	AVIATION INSTITUTE OF MAINTENANCE	80.2%	77.2%	73.3%	74.3%	74.5%	78.3%	65.9%	82.1%	79.6%	66.5%	64.7%	83.3%	67.4%	
SW11	LITTLE ROCK	2MCT601K	ARKANSAS STATE UNIVERSITY MID-SOUTH	77.8%	80.0%	50.0%	100.0%	66.7%	66.7%	0.0%	60.0%	100.0%	25.0%	75.0%	100.0%	100.0%	
SW11	LITTLE ROCK	6ANT594K	ARKANSAS NORTHEASTERN COLLEGE	78.9%	66.7%	87.5%	66.7%	66.7%	62.5%	100.0%	90.0%	88.9%	62.5%	50.0%	85.7%	75.0%	
SW11	LITTLE ROCK	AW9T023R	UNIVERSITY OF ARKANSAS-PULASKI TECHNICAL COLLEGE	77.8%	85.3%	96.3%	92.0%	84.7%	92.0%	67.9%	88.9%	84.6%	64.3%	71.4%	88.9%	85.7%	
SW11	LITTLE ROCK	BD9T030R	SOUTHERN ARKANSAS UNIVERSITY TECH CAMDEN CAMPUS	77.8%	80.0%	100.0%	100.0%	100.0%	50.0%	100.0%	50.0%	75.0%	100.0%	75.0%	100.0%	50.0%	
SW13	LUBBOCK	AM0T064K	AMARILLO COLLEGE	73.7%	80.0%	57.1%	57.1%	82.4%	71.4%	25.0%	70.0%	75.0%	75.0%	85.7%	87.5%	50.0%	
SW13	LUBBOCK	BC9T029R	EASTERN NEW MEXICO UNIVERSITY	88.9%	100.0%	100.0%	100.0%	66.7%	100.0%	75.0%	80.0%	100.0%	75.0%	100.0%	75.0%	50.0%	
SW13	LUBBOCK	VMCT038K	MIDLAND COLLEGE AMT	100.0%	80.0%	66.7%	100.0%	100.0%	100.0%	100.0%	75.0%	75.0%	100.0%	100.0%	75.0%	50.0%	
SW13	LUBBOCK	XMOT044K	TEXAS STATE TECHNICAL COLLEGE	79.7%	67.5%	96.7%	93.9%	77.3%	80.0%	83.3%	85.0%	71.0%	78.1%	75.0%	90.0%	81.3%	
SW13	LUBBOCK	XW5T078K	SOUTHWEST TECHNOLOGY CENTER	77.5%	68.9%	77.6%	83.9%	73.1%	76.8%	68.3%	72.0%	74.6%	72.9%	72.7%	83.6%	70.0%	
SW15	OKLAHOMA CITY	BE9T031R	METRO-TECH AVIATION CAREER CENTER	81.9%	88.4%	82.4%	83.8%	79.7%	87.9%	81.8%	89.1%	84.8%	69.4%	64.7%	83.3%	72.2%	
SW15	OKLAHOMA CITY	BF9T032R	TULSA TECHNOLOGY CENTER SCHOOL DISTRICT NUMBER 18	84.3%	83.6%	83.8%	88.1%	81.3%	80.6%	76.0%	85.8%	80.6%	74.8%	70.3%	92.2%	74.1%	

**SCHOOL NORMS VS NATIONAL PASSING NORMS**  
**1ST TEST ATTEMPT WITHIN 60 DAYS OF GRADUATION**  
**PERCENTAGE OF QUESTIONS PASSED BY TOPIC**

**AMG**

**8080-08**  
**2 QTR 2021**

**JUL 1, 2020 TO JUN 30, 2021**

FSDO ID	FSDO NAME	SCHOOL CERTIFICATE #	SCHOOL NAME	JUL 1, 2020 TO JUN 30, 2021													
				Basic Electricity	Aircraft Drawings	Weight and Balance	Fluid Lines and Fittings	Materials and Processes	Ground Operation and Servicing	Cleaning and Corrosion Control	Mathematics	Maintenance Forms and Records	Basic Physics	Maintenance Publications	Mechanic Privileges and Limitations	Human Factors	
<b>ALL</b>	<b>ALL</b>	<b>ALL</b>	<b>NATIONAL</b>	<b>77.3%</b>	<b>77.6%</b>	<b>79.8%</b>	<b>80.9%</b>	<b>75.6%</b>	<b>77.0%</b>	<b>70.8%</b>	<b>80.7%</b>	<b>78.7%</b>	<b>71.3%</b>	<b>69.6%</b>	<b>85.2%</b>	<b>75.3%</b>	
SW15	OKLAHOMA CITY	BG9T033R	GORDON COOPER TECHNOLOGY CENTER	82.4%	82.5%	93.5%	83.3%	91.2%	<b>76.7%</b>	71.0%	95.2%	86.2%	78.1%	80.0%	93.8%	87.5%	
SW15	OKLAHOMA CITY	CB9T054R	SPARTAN EDUCATION LLC	<b>75.2%</b>	<b>77.0%</b>	82.9%	84.7%	78.2%	<b>66.2%</b>	<b>69.0%</b>	85.1%	80.9%	71.8%	<b>68.2%</b>	<b>72.9%</b>	<b>72.2%</b>	
SW15	OKLAHOMA CITY	VVLTO36R	CANADIAN VALLEY TECHNOLOGY CENTER	<b>76.1%</b>	<b>76.0%</b>	<b>79.5%</b>	83.3%	81.6%	77.1%	81.6%	<b>78.0%</b>	81.1%	80.0%	72.2%	87.5%	<b>75.0%</b>	
SW17	SAN ANTONIO	BJ2T718K	HALLMARK UNIVERSITY, INC.	<b>73.3%</b>	80.6%	82.9%	86.6%	77.1%	77.8%	72.6%	82.7%	<b>77.0%</b>	72.7%	<b>65.8%</b>	90.9%	80.8%	
SW17	SAN ANTONIO	D18T094K	DEL MAR COLLEGE	88.9%	<b>60.0%</b>	100.0%	<b>50.0%</b>	<b>33.3%</b>	100.0%	<b>25.0%</b>	83.3%	100.0%	75.0%	<b>50.0%</b>	100.0%	100.0%	
SW17	SAN ANTONIO	PHJT009K	ST PHILIPS COLLEGE	78.6%	<b>73.3%</b>	<b>63.6%</b>	<b>80.0%</b>	<b>74.1%</b>	81.8%	91.7%	<b>50.0%</b>	84.6%	83.3%	80.0%	<b>63.6%</b>	83.3%	
SW19	NORTH TEXAS	AZ9T026R	TARRANT COUNTY COLLEGE	82.3%	<b>76.6%</b>	82.9%	82.0%	81.4%	<b>72.2%</b>	<b>66.7%</b>	<b>77.6%</b>	82.2%	76.6%	<b>68.6%</b>	90.5%	75.8%	
SW19	NORTH TEXAS	FT8T150Q	TEXAS STATE TECHNICAL COLLEGE	79.2%	<b>76.7%</b>	86.4%	87.0%	<b>69.8%</b>	84.2%	78.3%	<b>73.3%</b>	82.6%	83.3%	87.5%	91.7%	83.3%	
SW19	NORTH TEXAS	GM8T169Q	LETOURNEAU UNIVERSITY	80.5%	87.3%	87.8%	<b>80.8%</b>	<b>82.2%</b>	78.3%	72.5%	86.6%	85.7%	72.5%	76.0%	88.2%	84.6%	
SW19	NORTH TEXAS	U5DT571K	AVIATION INSTITUTE OF MAINTENANCE	<b>71.1%</b>	<b>69.8%</b>	<b>71.1%</b>	<b>70.4%</b>	<b>67.2%</b>	<b>70.2%</b>	<b>58.1%</b>	<b>75.2%</b>	<b>74.4%</b>	<b>65.5%</b>	<b>61.8%</b>	<b>76.1%</b>	<b>63.8%</b>	
SW31	JACKSON	DU9T099R	HINDS COMMUNITY COLLEGE DISTRICT	<b>61.1%</b>	<b>75.0%</b>	<b>50.0%</b>	<b>57.1%</b>	<b>52.9%</b>	<b>50.0%</b>	<b>50.0%</b>	<b>63.6%</b>	87.5%	<b>57.1%</b>	<b>50.0%</b>	<b>75.0%</b>	<b>0.0%</b>	
SW31	JACKSON	EH9T112R	NORTHWEST MISSISSIPPI COMMUNITY COLLEGE	<b>65.4%</b>	80.0%	83.3%	<b>75.0%</b>	85.0%	90.0%	91.7%	100.0%	90.0%	83.3%	75.0%	<b>75.0%</b>	100.0%	
WP01	VAN NUYS	CZ9T078R	NORTH VALLEY OCCUPATIONAL CENTER	<b>66.7%</b>	<b>60.0%</b>	<b>75.0%</b>	100.0%	<b>62.5%</b>	<b>50.0%</b>	<b>50.0%</b>	<b>80.0%</b>	<b>75.0%</b>	75.0%	75.0%	100.0%	<b>50.0%</b>	
WP01	VAN NUYS	VLTTO24K	ANTELOPE VALLEY COMMUNITY COLLEGE	<b>73.9%</b>	<b>75.0%</b>	100.0%	87.5%	86.7%	<b>72.2%</b>	85.0%	83.3%	<b>66.7%</b>	85.0%	<b>66.7%</b>	89.5%	80.0%	
WP05	LONG BEACH	DP9T094R	ORANGE COAST COLLEGE	81.5%	77.8%	<b>76.5%</b>	89.2%	78.4%	84.4%	<b>70.6%</b>	<b>80.0%</b>	80.0%	77.8%	76.5%	91.4%	83.3%	
WP07	SCOTTSDALE	7WET596K	WESTERN MARICOPA EDUCATION CENTER	81.5%	<b>75.9%</b>	89.6%	<b>80.0%</b>	84.4%	<b>63.0%</b>	85.1%	84.8%	88.6%	74.5%	81.8%	93.5%	87.5%	
WP07	SCOTTSDALE	GBIT003K	CHANDLER-GILBERT COMMUNITY COLLEGE	<b>73.3%</b>	<b>71.7%</b>	84.4%	82.0%	<b>68.0%</b>	81.6%	75.9%	<b>77.8%</b>	86.2%	<b>67.8%</b>	77.0%	96.6%	<b>71.7%</b>	
WP07	SCOTTSDALE	IZPT564X	PIMA COUNTY COMMUNITY COLLEGE	79.1%	<b>72.6%</b>	85.7%	<b>72.0%</b>	85.8%	82.6%	<b>64.7%</b>	83.3%	86.3%	79.6%	74.5%	90.2%	80.8%	
WP09	SAN DIEGO	CM9T065R	SAN DIEGO COMMUNITY COLLEGE DISTRICT	87.7%	82.4%	<b>67.9%</b>	88.0%	85.0%	79.2%	80.8%	89.2%	88.5%	77.8%	80.8%	89.3%	100.0%	
WP13	HONOLULU	DI9T087R	HONOLULU COMMUNITY COLLEGE - DEPT OF AERONAUTICS	77.8%	88.2%	82.1%	88.0%	80.6%	<b>76.0%</b>	76.0%	<b>77.1%</b>	84.6%	75.0%	85.2%	92.9%	85.7%	
WP15	SAN JOSE	DJ9T088R	GAVILAN COLLEGE	81.3%	82.0%	82.1%	92.9%	<b>73.8%</b>	77.1%	84.2%	88.7%	97.1%	<b>70.0%</b>	71.8%	87.2%	<b>65.0%</b>	
WP17	FRESNO	CU3T436L	REEDLEY COLLEGE	91.4%	86.4%	88.6%	86.5%	89.2%	85.3%	84.8%	86.7%	93.8%	72.2%	<b>62.9%</b>	88.9%	88.9%	

**SCHOOL NORMS VS NATIONAL PASSING NORMS**  
**1ST TEST ATTEMPT WITHIN 60 DAYS OF GRADUATION**  
**PERCENTAGE OF QUESTIONS PASSED BY TOPIC**

**AMG**

**8080-08**  
**2 QTR 2021**

**JUL 1, 2020 TO JUN 30, 2021**

FSDO ID	FSDO NAME	SCHOOL CERTIFICATE #	SCHOOL NAME	Basic Electricity	Aircraft Drawings	Weight and Balance	Fluid Lines and Fittings	Materials and Processes	Ground Operation and Servicing	Cleaning and Corrosion Control	Mathematics	Maintenance Forms and Records	Basic Physics	Maintenance Publications	Mechanic Privileges and Limitations	Human Factors
<b>ALL</b>	<b>ALL</b>	<b>ALL</b>	<b>NATIONAL</b>	<b>77.3%</b>	<b>77.6%</b>	<b>79.8%</b>	<b>80.9%</b>	<b>75.6%</b>	<b>77.0%</b>	<b>70.8%</b>	<b>80.7%</b>	<b>78.7%</b>	<b>71.3%</b>	<b>69.6%</b>	<b>85.2%</b>	<b>75.3%</b>
WP17	FRESNO	YSJT030K	SAN JOAQUIN VALLEY COLLEGE INC	88.9%	60.0%	25.0%	66.7%	44.4%	33.3%	100.0%	60.0%	75.0%	50.0%	50.0%	25.0%	50.0%
WP19	NEVADA	9VMT610K	AVIATION INSTITUTE OF MAINTENANCE	70.4%	76.5%	72.3%	75.5%	69.5%	70.2%	59.6%	75.7%	69.2%	63.9%	63.8%	81.1%	74.2%
WP21	RIVERSIDE	2S1T589K	VICTOR VALLEY COLLEGE SCLA SCHOOL OF AVIATION TECH	90.0%	80.0%	75.0%	66.7%	75.0%	75.0%	75.0%	80.0%	75.0%	100.0%	100.0%	100.0%	50.0%
WP21	RIVERSIDE	7BIT627K	BOUNTY ISLAND CORPORATION	76.1%	68.8%	82.1%	85.3%	71.6%	88.6%	71.1%	78.4%	81.1%	65.0%	76.3%	90.0%	70.0%
WP21	RIVERSIDE	CK9T063R	CHAFFEY COMMUNITY COLLEGE	88.9%	80.0%	100.0%	87.5%	66.7%	50.0%	100.0%	66.7%	66.7%	100.0%	50.0%	75.0%	100.0%
WP21	RIVERSIDE	HO8T197Q	SAN BERNARDINO VALLEY COLLEGE	83.6%	84.2%	90.6%	76.3%	69.0%	79.3%	80.0%	86.4%	92.9%	80.6%	67.7%	87.5%	81.3%
WP23	LOS ANGELES	CQ9T069R	MT SAN ANTONIO COLLEGE	78.0%	73.8%	84.0%	88.2%	84.3%	82.6%	86.5%	89.1%	84.0%	65.4%	77.6%	89.8%	80.8%
WP23	LOS ANGELES	GH3T527L	WEST LOS ANGELES COLLEGE	66.7%	60.0%	100.0%	50.0%	77.8%	100.0%	75.0%	40.0%	50.0%	75.0%	75.0%	100.0%	100.0%
WP23	LOS ANGELES	NR0T084K	SPARTAN COLLEGE OF AERONAUTICS & TECHNOLOGY	80.1%	73.9%	73.2%	72.4%	78.2%	77.6%	68.8%	73.6%	73.3%	64.8%	69.6%	82.1%	69.6%
WP25	SACRAMENTO	BI9T035R	SACRAMENTO CITY COLLEGE	92.3%	93.3%	83.3%	81.8%	92.6%	70.0%	91.7%	93.3%	92.3%	91.7%	90.0%	100.0%	100.0%
WP25	SACRAMENTO	DB9T080R	SOLANO COMM COLLEGE SCHOOL OF AERO	71.4%	86.7%	100.0%	73.7%	73.3%	66.7%	83.3%	64.7%	81.8%	83.3%	80.0%	81.8%	83.3%
WP27	OKLAND	2AQT602K	AVIATION INSTITUTE OF MAINTENANCE OAKLAND CAMPUS	77.4%	73.5%	78.6%	73.3%	68.7%	70.0%	61.6%	82.6%	77.7%	66.2%	66.8%	80.2%	74.6%
WP27	OKLAND	CO9T067R	COLLEGE OF ALAMEDA	76.7%	71.9%	78.9%	81.4%	73.2%	72.3%	71.4%	77.1%	75.0%	65.3%	68.6%	90.1%	58.3%



**SCHOOL NORMS VS NATIONAL PASSING NORMS**  
**1ST TEST ATTEMPT WITHIN 60 DAYS OF GRADUATION**  
**PERCENTAGE OF QUESTIONS PASSED BY TOPIC**

**AMP**

**8080-08**  
**2 QTR 2021**

**JUL 1, 2020 TO JUN 30, 2021**

FSDO ID	FSDO NAME	SCHOOL CERTIFICATE #	SCHOOL NAME	JUL 1, 2020 TO JUN 30, 2021															
				Reciprocating Engines	Turbine Engines	Engine Inspection	Engine Instrument Systems	Engine Fire Protection Systems	Engine Electrical Systems	Lubrication Systems	Ignition and Starting Systems	Fuel Metering Systems	Engine Fuel Systems	Induction and Engine Airflow Systems	Engine Cooling Systems	Engine Exhaust and Reverser Systems	Propellers	Auxiliary Power Units	
<b>ALL</b>	<b>ALL</b>	<b>ALL</b>	<b>NATIONAL</b>	<b>80.0%</b>	<b>78.9%</b>	<b>77.3%</b>	<b>77.6%</b>	<b>75.8%</b>	<b>77.4%</b>	<b>75.3%</b>	<b>75.0%</b>	<b>74.9%</b>	<b>77.7%</b>	<b>72.6%</b>	<b>83.2%</b>	<b>74.9%</b>	<b>78.3%</b>	<b>74.7%</b>	
AL01	FAIRBANKS	DW9T101R	UNIVERSITY OF ALASKA FAIRBANKS	83.5%	81.6%	69.4%	76.7%	77.8%	81.2%	73.8%	76.3%	84.3%	79.2%	79.2%	86.1%	72.9%	73.6%	69.2%	
AL03	ANCHORAGE	3VRT609K	YUUT ELITNAURVIAT REGIONAL AMT SCHOOL	80.0%	75.0%	100.0%	90.0%	50.0%	71.4%	88.9%	95.5%	72.2%	87.5%	62.5%	100.0%	87.5%	86.7%	100.0%	
AL03	ANCHORAGE	DQ9T095R	UNIVERSITY OF ALASKA ANCHORAGE	81.7%	80.5%	81.1%	84.4%	85.2%	81.1%	76.5%	78.4%	71.6%	79.2%	73.6%	92.6%	82.2%	83.6%	83.3%	
CE01	DES MOINES	BJ9T036R	IOWA WESTERN COMMUNITY COLLEGE	90.0%	80.6%	100.0%	73.3%	66.7%	85.7%	81.5%	69.7%	76.9%	58.3%	83.3%	77.8%	92.3%	88.9%	100.0%	
CE01	DES MOINES	BL9T038R	INDIAN HILLS COMMUNITY COLLEGE	82.5%	76.6%	81.8%	65.0%	83.3%	82.1%	77.8%	80.0%	75.0%	75.0%	81.3%	100.0%	94.1%	75.9%	83.3%	
CE03	ST LOUIS	CY9T077R	STATE TECHNICAL COLLEGE OF MISSOURI	85.6%	89.0%	74.4%	86.2%	87.2%	90.4%	80.9%	82.8%	88.9%	88.5%	73.1%	89.7%	94.2%	86.3%	100.0%	
CE03	ST LOUIS	DEMT159D	COMMUNITY COLLEGE DISTRICT NUMBER 522	88.6%	79.3%	66.7%	80.0%	81.0%	92.0%	79.4%	79.7%	88.7%	96.4%	75.0%	90.5%	71.4%	91.3%	75.0%	
CE05	KANSAS CITY	U5ET092K	TECHNICAL EDUCATION SERVICES INC	72.7%	75.4%	74.6%	79.2%	66.7%	73.5%	72.4%	69.8%	70.6%	69.8%	82.3%	76.4%	77.3%	76.8%	70.4%	
CE07	WICHITA	Q6ZT586K	WSU CAMPUS OF APPLIED SCIENCES AND TECHNOLOGY	70.0%	75.0%	33.3%	80.0%	33.3%	100.0%	77.8%	81.8%	77.8%	75.0%	75.0%	33.3%	75.0%	46.7%	100.0%	
CE17	LOUISVILLE	9JCT625K	JEFFERSON COMMUNITY TECHNICAL COLLEGE	76.5%	79.9%	82.4%	84.6%	76.9%	84.8%	76.5%	69.0%	66.7%	80.8%	65.4%	82.1%	78.9%	75.6%	92.9%	
CE17	LOUISVILLE	EE9T109R	SOMERSET COMMUNITY COLLEGE	81.4%	75.3%	85.0%	77.1%	83.3%	79.8%	73.8%	77.6%	77.6%	75.0%	67.9%	81.0%	81.0%	75.5%	62.5%	
CE17	LOUISVILLE	S3RT060K	JEFFERSON COUNTY PUBLIC SCHOOLS VANHOOSE EDUCATION	80.0%	91.7%	100.0%	80.0%	66.7%	85.7%	66.7%	81.8%	88.9%	100.0%	75.0%	100.0%	75.0%	66.7%	0.0%	
CE19	NASHVILLE	MQJT005K	DEPT OF AEROSPACE MIDDLE TENNESSEE	67.2%	75.7%	70.6%	80.0%	72.2%	64.3%	77.4%	75.0%	64.8%	79.2%	79.2%	88.9%	88.0%	73.3%	100.0%	
CE19	NASHVILLE	N4IT070K	NORTH CENTRAL INSTITUTE	81.9%	86.6%	85.7%	88.6%	95.2%	78.0%	70.5%	79.7%	85.7%	85.7%	89.3%	85.7%	89.3%	84.5%	62.5%	
CE19	NASHVILLE	NVST018K	TENNESSEE COLLEGE OF APPLIED TECHNOLOGY, NASHVILLE	96.7%	84.8%	88.9%	93.3%	77.8%	81.0%	81.5%	72.2%	81.5%	83.3%	66.7%	88.9%	91.7%	91.1%	66.7%	
CE19	NASHVILLE	OOET097K	TENNESSEE COLLEGE OF APPLIED TECHNOLOGY MORRISTOWN	87.1%	89.2%	87.2%	82.9%	92.9%	89.8%	86.5%	78.2%	83.2%	82.1%	78.6%	90.5%	83.1%	87.1%	73.3%	
CE21	MEMPHIS	EF9T110R	TENNESSEE COLLEGES OF APPLIED TECHNOLOGY-MEMPHIS	80.0%	82.3%	74.0%	75.6%	76.5%	84.9%	75.3%	76.3%	76.6%	75.9%	75.0%	79.0%	69.6%	83.0%	75.0%	
EA01	ALBANY	VXYT570K	MOHAWK VALLEY COMMUNITY COLLEGE	88.1%	79.0%	65.5%	90.0%	66.7%	80.6%	77.5%	73.9%	83.3%	75.0%	75.0%	80.0%	78.0%	77.6%	90.9%	

**SCHOOL NORMS VS NATIONAL PASSING NORMS**  
**1ST TEST ATTEMPT WITHIN 60 DAYS OF GRADUATION**  
**PERCENTAGE OF QUESTIONS PASSED BY TOPIC**

**AMP**

**8080-08**  
**2 QTR 2021**

**JUL 1, 2020 TO JUN 30, 2021**

FSDO ID	FSDO NAME	SCHOOL CERTIFICATE #	SCHOOL NAME	JUL 1, 2020 TO JUN 30, 2021														
				Reciprocating Engines	Turbine Engines	Engine Inspection	Engine Instrument Systems	Engine Fire Protection Systems	Engine Electrical Systems	Lubrication Systems	Ignition and Starting Systems	Fuel Metering Systems	Engine Fuel Systems	Induction and Engine Airflow Systems	Engine Cooling Systems	Engine Exhaust and Reverser Systems	Propellers	Auxiliary Power Units
<b>ALL</b>	<b>ALL</b>	<b>ALL</b>	<b>NATIONAL</b>	<b>80.0%</b>	<b>78.9%</b>	<b>77.3%</b>	<b>77.6%</b>	<b>75.8%</b>	<b>77.4%</b>	<b>75.3%</b>	<b>75.0%</b>	<b>74.9%</b>	<b>77.7%</b>	<b>72.6%</b>	<b>83.2%</b>	<b>74.9%</b>	<b>78.3%</b>	<b>74.7%</b>
EA03	ALLEGHENY	HE1T189K	PITTSBURGH INSTITUTE OF AERONAUTICS	80.2%	<b>77.9%</b>	<b>72.7%</b>	<b>75.2%</b>	<b>69.6%</b>	<b>73.6%</b>	76.1%	76.2%	<b>73.5%</b>	<b>76.7%</b>	<b>68.0%</b>	83.7%	<b>71.7%</b>	<b>75.4%</b>	78.6%
EA07	BALTIMORE	I4PT091K	PITTSBURGH INSTITUTE OF AERONAUTICS	<b>74.0%</b>	<b>72.9%</b>	<b>65.5%</b>	<b>69.5%</b>	<b>71.7%</b>	<b>70.2%</b>	<b>72.5%</b>	75.2%	<b>65.0%</b>	<b>63.1%</b>	<b>61.9%</b>	<b>72.5%</b>	<b>62.8%</b>	78.7%	<b>65.2%</b>
EA09	CHARLESTON	MUET028K	ROBERT C BYRD NATIONAL AEROSPACE EDUCATION CENTER	86.4%	82.9%	78.1%	83.6%	<b>69.7%</b>	83.1%	76.8%	<b>68.5%</b>	85.9%	79.5%	<b>70.5%</b>	100.0%	82.2%	78.5%	84.6%
EA11	FARMINGDALE	AA9T001R	AVIATION TRAINING INSTITUTE AT VAUGHN COLLEGE OF A	85.4%	84.4%	89.6%	80.9%	82.6%	87.2%	79.9%	83.5%	82.0%	82.6%	<b>71.7%</b>	<b>81.2%</b>	76.6%	87.1%	83.3%
EA11	FARMINGDALE	AI9T009R	LEWIS WILSON TECHNOLOGICAL CENTER	86.7%	83.3%	88.9%	<b>76.7%</b>	77.8%	97.7%	83.3%	89.4%	83.0%	83.3%	91.7%	88.9%	91.7%	84.3%	85.7%
EA11	FARMINGDALE	HW2T887K	AVIATION HIGH SCHOOL	90.2%	90.0%	93.3%	84.0%	80.0%	91.4%	93.2%	94.5%	95.5%	95.0%	90.0%	100.0%	100.0%	89.3%	100.0%
EA17	PHILADELPHIA	7DET592K	DELAWARE TECHNICAL AND COMMUNITY COLLEGE	<b>72.0%</b>	81.7%	86.7%	84.0%	<b>66.7%</b>	82.9%	80.0%	<b>74.5%</b>	82.2%	80.0%	80.0%	93.3%	<b>65.0%</b>	<b>77.0%</b>	83.3%
EA17	PHILADELPHIA	AR9T018R	AVIATION INSTITUTE OF MAINTENANCE INC	<b>79.4%</b>	82.6%	<b>77.3%</b>	<b>76.6%</b>	76.4%	78.6%	<b>73.8%</b>	79.6%	77.6%	<b>75.0%</b>	<b>71.3%</b>	87.8%	<b>70.2%</b>	80.8%	76.1%
EA21	RICHMOND	B12T578K	BLUE RIDGE COMMUNITY COLLEGE	85.9%	<b>78.6%</b>	85.7%	82.9%	<b>71.4%</b>	80.0%	82.3%	<b>74.0%</b>	83.9%	<b>71.4%</b>	78.6%	85.7%	<b>67.9%</b>	81.6%	<b>66.7%</b>
EA21	RICHMOND	L48T855K	LIBERTY UNIVERSITY	86.2%	89.8%	81.4%	92.0%	77.8%	85.0%	80.5%	79.2%	83.6%	<b>75.0%</b>	73.3%	95.6%	77.4%	80.3%	75.0%
EA21	RICHMOND	LQPT037K	TRAINING SERVICES INC	<b>76.1%</b>	79.4%	79.5%	<b>75.7%</b>	81.7%	<b>71.4%</b>	<b>69.9%</b>	<b>68.4%</b>	<b>73.9%</b>	78.6%	<b>68.5%</b>	<b>78.6%</b>	75.0%	<b>77.5%</b>	80.9%
EA25	TETERBORO	BV9T048R	AVIATION INSTITUTE OF MAINTENANCE	<b>76.3%</b>	<b>72.8%</b>	<b>72.9%</b>	<b>76.3%</b>	77.6%	<b>73.0%</b>	<b>74.2%</b>	<b>74.4%</b>	<b>68.3%</b>	<b>76.0%</b>	<b>65.3%</b>	<b>76.2%</b>	<b>67.8%</b>	<b>71.4%</b>	<b>67.9%</b>
EA27	WASHINGTON	AQ9T017R	UNIVERSITY OF THE DISTRICT OF COLUMBIA	<b>80.0%</b>	79.2%	<b>66.7%</b>	<b>65.0%</b>	<b>66.7%</b>	82.8%	<b>72.2%</b>	77.3%	<b>71.4%</b>	81.3%	81.3%	<b>58.3%</b>	87.5%	<b>76.3%</b>	<b>60.0%</b>
EA27	WASHINGTON	U6ET095K	TECHNICAL EDUCATION SERVICES INC	84.2%	84.0%	79.6%	78.9%	77.8%	80.3%	79.2%	78.1%	83.3%	83.3%	86.1%	87.0%	79.2%	83.2%	<b>68.4%</b>
EA39	GREENSBORO	3C9T607K	COLLEGE OF THE ALBEMARLE	95.2%	79.2%	<b>60.0%</b>	<b>70.0%</b>	100.0%	78.6%	76.5%	81.8%	88.9%	<b>75.0%</b>	87.5%	83.3%	88.9%	90.0%	100.0%
EA39	GREENSBORO	CUMT104K	CRAVEN COMMUNITY COLLEGE	87.5%	85.4%	<b>58.3%</b>	<b>75.0%</b>	<b>75.0%</b>	89.3%	<b>72.2%</b>	79.5%	78.6%	81.3%	90.6%	<b>75.0%</b>	<b>68.8%</b>	<b>78.2%</b>	<b>63.6%</b>
EA39	GREENSBORO	DT9T098R	WAYNE COMMUNITY COLLEGE	87.5%	<b>78.3%</b>	85.7%	<b>71.7%</b>	86.1%	78.8%	76.9%	78.2%	84.1%	<b>77.1%</b>	79.2%	88.9%	<b>73.5%</b>	82.6%	<b>64.3%</b>
EA39	GREENSBORO	EJ9T114R	GUILFORD TECHNICAL COMMUNITY COLLEGE	85.3%	86.1%	79.5%	86.2%	78.2%	85.4%	78.4%	81.9%	79.8%	87.1%	81.0%	95.4%	84.2%	83.6%	75.8%
EA61	BOSTON	61CT616K	CAPE COD COMMUNITY COLLEGE	91.0%	85.7%	78.6%	82.0%	83.3%	82.9%	<b>72.2%</b>	81.1%	<b>71.6%</b>	90.0%	75.0%	86.7%	81.0%	85.3%	91.7%
EA61	BOSTON	EC6T068K	NATIONAL AVIATION ACADEMY OF NEW ENGLAND	<b>75.0%</b>	<b>74.7%</b>	<b>73.5%</b>	<b>76.9%</b>	<b>75.3%</b>	<b>74.9%</b>	<b>66.8%</b>	<b>68.9%</b>	<b>68.3%</b>	<b>77.6%</b>	<b>69.8%</b>	<b>81.0%</b>	76.7%	<b>72.6%</b>	<b>68.3%</b>
EA63	WINDSOR LOCKS	EM9T117R	CONNECTICUT AERO TECH SCHOOL	90.1%	88.6%	78.0%	89.4%	88.2%	85.0%	84.2%	83.7%	85.6%	86.8%	76.5%	84.3%	88.4%	84.9%	90.0%

**SCHOOL NORMS VS NATIONAL PASSING NORMS**  
**1ST TEST ATTEMPT WITHIN 60 DAYS OF GRADUATION**  
**PERCENTAGE OF QUESTIONS PASSED BY TOPIC**

**AMP**

**8080-08**  
**2 QTR 2021**

**JUL 1, 2020 TO JUN 30, 2021**

FSDO ID	FSDO NAME	SCHOOL CERTIFICATE #	SCHOOL NAME	JUL 1, 2020 TO JUN 30, 2021															
				Reciprocating Engines	Turbine Engines	Engine Inspection	Engine Instrument Systems	Engine Fire Protection Systems	Engine Electrical Systems	Lubrication Systems	Ignition and Starting Systems	Fuel Metering Systems	Engine Fuel Systems	Induction and Engine Airflow Systems	Engine Cooling Systems	Engine Exhaust and Reverser Systems	Propellers	Auxiliary Power Units	
<b>ALL</b>	<b>ALL</b>	<b>ALL</b>	<b>NATIONAL</b>	<b>80.0%</b>	<b>78.9%</b>	<b>77.3%</b>	<b>77.6%</b>	<b>75.8%</b>	<b>77.4%</b>	<b>75.3%</b>	<b>75.0%</b>	<b>74.9%</b>	<b>77.7%</b>	<b>72.6%</b>	<b>83.2%</b>	<b>74.9%</b>	<b>78.3%</b>	<b>74.7%</b>	
EA63	WINDSOR LOCKS	TF5T221N	STRATFORD SCHOOL FOR AVIATION MAINTENANCE TECHNICI	91.2%	82.2%	92.9%	92.0%	86.7%	82.9%	80.7%	83.9%	87.5%	82.5%	<b>65.0%</b>	90.0%	<b>73.8%</b>	87.3%	75.0%	
EA65	PORTLAND	NSUT025K	NASHUA COMMUNITY COLLEGE	100.0%	<b>77.3%</b>	<b>66.7%</b>	90.0%	100.0%	78.6%	<b>61.1%</b>	<b>54.2%</b>	77.8%	<b>75.0%</b>	100.0%	83.3%	87.5%	83.3%	<b>50.0%</b>	
EA65	PORTLAND	VMQT049K	BURLINGTON TECHNICAL CENTER	93.3%	83.3%	100.0%	93.3%	77.8%	100.0%	85.2%	93.9%	88.5%	100.0%	<b>58.3%</b>	<b>77.8%</b>	75.0%	84.4%	<b>50.0%</b>	
GL03	DUPAGE	AN9T014R	LEWIS UNIVERSITY	84.9%	80.4%	77.7%	<b>77.6%</b>	<b>70.7%</b>	81.5%	82.1%	81.7%	<b>72.7%</b>	87.1%	<b>71.2%</b>	<b>81.8%</b>	<b>74.5%</b>	83.5%	77.5%	
GL03	DUPAGE	BS9T045R	ROCK VALLEY COLLEGE AVIATION TECH	80.2%	86.2%	78.4%	88.5%	81.8%	90.1%	79.2%	82.4%	79.7%	81.8%	80.3%	91.9%	<b>72.4%</b>	86.6%	77.1%	
GL05	CINCINNATI	AC9T003R	MIAMI VALLEY CAREER TECHNOLOGY CENTER	87.8%	<b>75.7%</b>	88.0%	<b>73.3%</b>	77.8%	<b>76.6%</b>	79.0%	82.0%	82.5%	91.7%	83.3%	92.6%	76.3%	80.6%	<b>50.0%</b>	
GL05	CINCINNATI	AD9T004R	CINCINNATI STATE TECHNICAL AND COMMUNITY COLLEGE	86.9%	<b>73.9%</b>	80.0%	<b>75.0%</b>	<b>75.0%</b>	81.4%	75.7%	78.9%	75.0%	85.9%	<b>70.3%</b>	<b>81.3%</b>	<b>67.2%</b>	82.4%	76.5%	
GL05	CINCINNATI	GOKT001K	GREAT OAKS JOINT VOCATIONAL SCHOOL	<b>75.0%</b>	83.3%	100.0%	90.0%	100.0%	85.7%	88.9%	77.3%	<b>38.9%</b>	<b>62.5%</b>	<b>50.0%</b>	<b>66.7%</b>	88.9%	80.0%	<b>50.0%</b>	
GL05	CINCINNATI	XSCT086K	SINCLAIR COMMUNITY COLLEGE	<b>80.0%</b>	88.6%	77.8%	86.7%	100.0%	90.5%	81.5%	82.4%	<b>74.1%</b>	91.7%	75.0%	88.9%	83.3%	80.0%	100.0%	
GL07	COLUMBUS	DL9T090R	COLUMBUS STATE COMMUNITY COLLEGE	87.5%	81.3%	90.9%	80.0%	83.3%	85.7%	80.6%	81.8%	77.8%	81.3%	75.0%	<b>75.0%</b>	94.1%	83.3%	75.0%	
GL09	GRAND RAPIDS	JX8T258Q	WESTERN MICHIGAN UNIVERSITY	84.0%	82.8%	<b>71.4%</b>	92.0%	80.0%	<b>65.7%</b>	82.2%	75.4%	80.0%	<b>75.0%</b>	85.0%	<b>73.3%</b>	<b>66.7%</b>	82.7%	<b>60.0%</b>	
GL09	GRAND RAPIDS	LW5T030N	ANDREWS UNIVERSITY	<b>77.5%</b>	<b>65.2%</b>	<b>54.5%</b>	85.0%	<b>58.3%</b>	<b>46.4%</b>	<b>69.4%</b>	<b>67.4%</b>	<b>71.4%</b>	<b>75.0%</b>	75.0%	91.7%	<b>64.7%</b>	80.0%	<b>60.0%</b>	
GL09	GRAND RAPIDS	M90T074K	SCHOOL OF MISSIONARY AVIATION TECHNOLOGY	86.7%	<b>75.8%</b>	84.3%	81.1%	83.3%	79.5%	79.0%	76.4%	85.8%	81.9%	87.5%	94.4%	85.3%	87.7%	94.4%	
GL11	INDIANAPOLIS	CG9T059R	PURDUE UNIV SCHOOL OF AVIATION AND TRANSP TECH	<b>77.7%</b>	86.5%	84.8%	85.0%	<b>75.0%</b>	80.0%	79.4%	76.3%	80.4%	<b>75.0%</b>	<b>68.8%</b>	<b>75.0%</b>	<b>74.5%</b>	83.1%	78.6%	
GL11	INDIANAPOLIS	IV7T579K	IVY TECH COMMUNITY COLLEGE NORTHEAST	<b>76.7%</b>	<b>74.3%</b>	<b>55.6%</b>	<b>73.3%</b>	88.9%	<b>66.7%</b>	<b>66.7%</b>	76.5%	<b>74.1%</b>	83.3%	91.7%	<b>77.8%</b>	<b>66.7%</b>	<b>68.9%</b>	<b>66.7%</b>	
GL11	INDIANAPOLIS	PF2T081L	VINCENNES UNIVERSITY	89.3%	82.8%	77.8%	85.6%	82.7%	<b>76.8%</b>	80.6%	80.3%	84.8%	86.0%	78.0%	84.0%	79.6%	84.7%	<b>74.1%</b>	
GL11	INDIANAPOLIS	USBT077S	AMERICAN TRANS AIR TRAINING CORPORATION	<b>75.3%</b>	<b>76.8%</b>	77.4%	<b>70.5%</b>	<b>73.7%</b>	<b>76.3%</b>	75.4%	79.4%	79.0%	<b>77.6%</b>	<b>72.4%</b>	<b>82.5%</b>	81.3%	80.2%	82.6%	
GL13	MILWAUKEE	CF9T058R	MILWAUKEE AREA TECHNICAL COLLEGE	92.3%	81.0%	100.0%	82.2%	85.2%	84.1%	80.0%	75.5%	<b>72.8%</b>	88.9%	77.8%	100.0%	75.0%	83.0%	88.9%	
GL15	MINNEAPOLIS	6LRT617K	LAKE SUPERIOR COLLEGE	80.4%	86.7%	93.3%	92.0%	86.7%	<b>74.3%</b>	<b>68.2%</b>	<b>70.9%</b>	<b>70.5%</b>	<b>75.0%</b>	85.0%	86.7%	85.0%	81.3%	<b>66.7%</b>	
GL15	MINNEAPOLIS	CI9T061R	MINNEAPOLIS COMMUNITY AND TECHNICAL COLLEGE	87.1%	84.3%	90.0%	80.0%	85.7%	82.4%	85.7%	78.2%	77.8%	82.1%	92.9%	85.7%	79.3%	80.6%	85.7%	

**SCHOOL NORMS VS NATIONAL PASSING NORMS**  
**1ST TEST ATTEMPT WITHIN 60 DAYS OF GRADUATION**  
**PERCENTAGE OF QUESTIONS PASSED BY TOPIC**

**AMP**

**8080-08**  
**2 QTR 2021**

**JUL 1, 2020 TO JUN 30, 2021**

FSDO ID	FSDO NAME	SCHOOL CERTIFICATE #	SCHOOL NAME	JUL 1, 2020 TO JUN 30, 2021														
				Reciprocating Engines	Turbine Engines	Engine Inspection	Engine Instrument Systems	Engine Fire Protection Systems	Engine Electrical Systems	Lubrication Systems	Ignition and Starting Systems	Fuel Metering Systems	Engine Fuel Systems	Induction and Engine Airflow Systems	Engine Cooling Systems	Engine Exhaust and Reverser Systems	Propellers	Auxiliary Power Units
<b>ALL</b>	<b>ALL</b>	<b>ALL</b>	<b>NATIONAL</b>	<b>80.0%</b>	<b>78.9%</b>	<b>77.3%</b>	<b>77.6%</b>	<b>75.8%</b>	<b>77.4%</b>	<b>75.3%</b>	<b>75.0%</b>	<b>74.9%</b>	<b>77.7%</b>	<b>72.6%</b>	<b>83.2%</b>	<b>74.9%</b>	<b>78.3%</b>	<b>74.7%</b>
GL19	SPRINGFIELD	BNZT547C	SOUTHERN ILLINOIS UNIV AVN TECH	83.3%	<b>78.3%</b>	<b>77.1%</b>	81.7%	<b>72.2%</b>	79.1%	83.3%	<b>72.2%</b>	81.5%	85.4%	<b>70.8%</b>	94.4%	<b>71.4%</b>	83.7%	91.7%
GL19	SPRINGFIELD	L9LT087K	LINCOLN LAND COMMUNITY COLLEGE	<b>70.0%</b>	<b>65.7%</b>	88.9%	<b>66.7%</b>	88.9%	95.2%	77.8%	<b>70.6%</b>	<b>66.7%</b>	<b>75.0%</b>	<b>50.0%</b>	100.0%	<b>66.7%</b>	<b>64.4%</b>	100.0%
GL21	FARGO	CH9T060R	NORTHLAND COMMUNITY AND TECHNICAL COLLEGE	<b>79.6%</b>	<b>78.3%</b>	82.9%	<b>74.3%</b>	<b>71.4%</b>	<b>67.3%</b>	75.8%	<b>73.1%</b>	<b>70.7%</b>	78.6%	<b>64.3%</b>	92.9%	80.7%	<b>74.2%</b>	<b>66.7%</b>
GL23	EAST MICHIGAN	BN9T040R	MIAT COLLEGE OF TECHNOLOGY	<b>75.9%</b>	81.7%	<b>72.6%</b>	<b>76.0%</b>	<b>72.0%</b>	78.9%	<b>74.8%</b>	<b>71.4%</b>	<b>74.1%</b>	<b>71.0%</b>	73.0%	<b>81.3%</b>	<b>67.6%</b>	<b>72.3%</b>	76.9%
GL23	EAST MICHIGAN	JW8T257Q	LANSING COMMUNITY COLLEGE	87.0%	86.2%	<b>71.4%</b>	86.0%	<b>66.7%</b>	<b>74.3%</b>	<b>73.3%</b>	<b>71.1%</b>	76.7%	<b>77.5%</b>	80.0%	90.0%	78.6%	86.7%	<b>50.0%</b>
GL25	CLEVELAND	AE9T005R	AEROSPACE CENTER	82.5%	83.3%	<b>75.0%</b>	80.0%	83.3%	89.3%	84.7%	75.0%	81.9%	84.4%	81.3%	91.7%	<b>68.8%</b>	<b>77.3%</b>	100.0%
GL25	CLEVELAND	P6HT576K	PITTSBURGH INSTITUTE OF AERONAUTICS	<b>79.8%</b>	<b>77.6%</b>	82.3%	<b>77.6%</b>	<b>69.8%</b>	<b>73.4%</b>	<b>73.6%</b>	78.3%	<b>72.6%</b>	<b>75.7%</b>	<b>72.0%</b>	<b>77.3%</b>	<b>70.5%</b>	81.0%	<b>74.1%</b>
GL27	RAPID CITY	OV5T107N	LAKE AREA TECHNICAL INSTITUTE	90.0%	90.0%	86.4%	86.3%	77.1%	86.8%	80.6%	82.6%	79.6%	90.6%	78.1%	91.7%	89.7%	84.4%	78.9%
NM01	SEATTLE	EU9T125R	EVERETT COMMUNITY COLLEGE	88.6%	85.5%	<b>60.0%</b>	88.6%	85.7%	86.0%	90.5%	84.6%	81.0%	89.3%	<b>71.4%</b>	90.5%	86.2%	86.5%	<b>57.1%</b>
NM01	SEATTLE	HQ6T596N	SOUTH SEATTLE COLLEGE	<b>77.2%</b>	<b>74.9%</b>	<b>75.7%</b>	79.2%	89.3%	<b>76.1%</b>	80.0%	78.6%	80.0%	85.0%	77.0%	84.0%	76.2%	81.1%	82.1%
NM01	SEATTLE	MK8T323Q	CLOVER PARK TECHNICAL COLLEGE	87.6%	<b>76.7%</b>	82.6%	77.6%	76.5%	87.5%	85.6%	81.0%	87.5%	82.4%	77.9%	90.2%	78.1%	88.5%	85.0%
NM03	DENVER	DH9T086R	SPARTAN COLLEGE OF AERONAUTICS AND TECHNOLOGY	<b>75.1%</b>	<b>72.1%</b>	<b>73.6%</b>	<b>77.5%</b>	77.8%	<b>73.4%</b>	<b>72.7%</b>	<b>68.6%</b>	<b>69.5%</b>	<b>76.4%</b>	<b>64.6%</b>	<b>74.5%</b>	<b>67.5%</b>	<b>71.2%</b>	75.6%
NM05	HELENA	QH2T109L	HELENA COLLEGE UNIVERSITY OF MONTANA	<b>50.0%</b>	83.3%	100.0%	<b>60.0%</b>	<b>66.7%</b>	100.0%	77.8%	81.8%	88.9%	<b>75.0%</b>	100.0%	100.0%	100.0%	93.3%	100.0%
NM07	SALT LAKE CITY	ER9T122R	COLORADO NORTHWESTERN COMMUNITY COLLEGE	85.0%	100.0%	80.0%	<b>70.0%</b>	83.3%	<b>64.3%</b>	88.9%	82.6%	83.3%	87.5%	100.0%	100.0%	77.8%	90.0%	<b>50.0%</b>
NM07	SALT LAKE CITY	ET9T124R	IDAHO STATE UNIVERSITY	80.5%	<b>78.7%</b>	90.9%	80.0%	83.3%	89.3%	80.0%	<b>73.3%</b>	91.7%	81.3%	81.3%	83.3%	<b>70.6%</b>	78.3%	100.0%
NM07	SALT LAKE CITY	EW9T127R	SALT LAKE COMMUNITY COLLEGE	84.0%	<b>76.7%</b>	<b>72.1%</b>	<b>74.7%</b>	80.0%	<b>77.1%</b>	80.7%	<b>68.0%</b>	79.9%	88.3%	73.3%	<b>77.8%</b>	77.4%	83.3%	<b>68.8%</b>
NM07	SALT LAKE CITY	GO3T534L	UTAH STATE UNIVERSITY	90.0%	100.0%	100.0%	100.0%	<b>66.7%</b>	85.7%	88.9%	<b>54.5%</b>	100.0%	<b>25.0%</b>	100.0%	100.0%	75.0%	<b>66.7%</b>	100.0%
NM09	PORTLAND	DA9T079R	PORTLAND COMMUNITY COLLEGE	86.7%	84.3%	82.4%	90.0%	94.4%	<b>69.0%</b>	79.6%	88.2%	<b>73.6%</b>	<b>75.0%</b>	<b>70.8%</b>	94.4%	84.0%	82.2%	85.7%
NM09	PORTLAND	EM8T117Q	LANE COMMUNITY COLLEGE	90.2%	80.3%	94.1%	83.3%	<b>61.1%</b>	<b>71.4%</b>	86.8%	<b>74.6%</b>	88.7%	79.2%	<b>70.8%</b>	94.4%	<b>72.0%</b>	<b>77.8%</b>	<b>28.6%</b>
NM13	SPOKANE	3MBT603K	MOODY BIBLE INSTITUTE OF CHICAGO	85.9%	81.3%	83.3%	87.6%	81.0%	84.0%	<b>75.3%</b>	82.3%	85.1%	82.1%	76.2%	87.3%	85.1%	86.2%	82.6%
NM13	SPOKANE	EL8T116Q	BIG BEND COMMUNITY COLLEGE	80.4%	<b>74.6%</b>	<b>60.0%</b>	<b>60.0%</b>	<b>60.0%</b>	<b>71.4%</b>	<b>72.7%</b>	80.4%	81.8%	<b>75.0%</b>	<b>65.0%</b>	<b>80.0%</b>	90.0%	81.3%	<b>66.7%</b>
NM13	SPOKANE	GJ6T563N	SPOKANE COMMUNITY COLLEGE	93.3%	85.9%	83.3%	86.7%	88.9%	83.3%	83.3%	76.1%	81.5%	87.5%	83.3%	94.4%	<b>66.7%</b>	85.6%	83.3%
SO09	ALABAMA & NW FLORIDA	3AQT606K	ALABAMA AVIATION COLLEGE AT ALBERTVILLE, AL	<b>75.0%</b>	79.2%	83.3%	<b>70.0%</b>	83.3%	93.3%	77.8%	81.8%	<b>61.1%</b>	<b>75.0%</b>	75.0%	<b>66.7%</b>	87.5%	<b>75.9%</b>	100.0%

**SCHOOL NORMS VS NATIONAL PASSING NORMS**  
**1ST TEST ATTEMPT WITHIN 60 DAYS OF GRADUATION**  
**PERCENTAGE OF QUESTIONS PASSED BY TOPIC**

**AMP**

**8080-08**  
**2 QTR 2021**

**JUL 1, 2020 TO JUN 30, 2021**

FSDO ID	FSDO NAME	SCHOOL CERTIFICATE #	SCHOOL NAME	JUL 1, 2020 TO JUN 30, 2021															
				Reciprocating Engines	Turbine Engines	Engine Inspection	Engine Instrument Systems	Engine Fire Protection Systems	Engine Electrical Systems	Lubrication Systems	Ignition and Starting Systems	Fuel Metering Systems	Engine Fuel Systems	Induction and Engine Airflow Systems	Engine Cooling Systems	Engine Exhaust and Reverser Systems	Propellers	Auxiliary Power Units	
<b>ALL</b>	<b>ALL</b>	<b>ALL</b>	<b>NATIONAL</b>	<b>80.0%</b>	<b>78.9%</b>	<b>77.3%</b>	<b>77.6%</b>	<b>75.8%</b>	<b>77.4%</b>	<b>75.3%</b>	<b>75.0%</b>	<b>74.9%</b>	<b>77.7%</b>	<b>72.6%</b>	<b>83.2%</b>	<b>74.9%</b>	<b>78.3%</b>	<b>74.7%</b>	
SO09	ALABAMA & NW FLORIDA	5GST621K	GEORGE STONE TECHNICAL COLLEGE	83.3%	84.8%	75.0%	90.0%	75.0%	75.0%	88.2%	63.0%	85.7%	81.3%	62.5%	91.7%	50.0%	75.0%	60.0%	
SO09	ALABAMA & NW FLORIDA	77HT588K	HANEY TECHNICAL CENTER HIGH SCHOOL	100.0%	100.0%	100.0%	100.0%	66.7%	85.7%	88.9%	91.7%	100.0%	100.0%	50.0%	100.0%	75.0%	86.7%	100.0%	
SO09	ALABAMA & NW FLORIDA	EN4T160M	ALABAMA AVIATION COLLEGE A UNIT OF ENTERPRISE COMM	81.9%	85.7%	73.9%	73.8%	77.1%	87.6%	72.2%	81.0%	76.4%	76.6%	75.0%	83.3%	75.8%	79.4%	70.6%	
SO09	ALABAMA & NW FLORIDA	QLAT006K	ALABAMA AVIATION CENTER MOBILE OF COASTAL ALABAMA	84.0%	87.7%	86.8%	81.1%	74.1%	87.4%	83.2%	73.8%	78.6%	87.5%	88.9%	87.0%	72.6%	81.3%	86.4%	
SO11	ATLANTA	1CVT581K	GEORGIA NORTHWESTERN TECHNICAL COLLEGE	89.5%	83.5%	82.1%	88.4%	86.0%	85.2%	87.7%	80.3%	83.8%	89.5%	80.3%	93.0%	75.3%	84.4%	62.5%	
SO11	ATLANTA	40ST600K	SAVANNAH TECHNICAL COLLEGE	84.0%	85.0%	73.3%	88.0%	80.0%	90.0%	86.7%	83.6%	79.5%	95.0%	90.0%	83.3%	75.0%	91.3%	84.6%	
SO11	ATLANTA	AU8T098K	AUGUSTA TECHNICAL COLLEGE	86.7%	84.7%	83.3%	90.0%	66.7%	79.1%	85.2%	78.8%	87.0%	91.7%	70.8%	83.3%	87.5%	89.9%	100.0%	
SO11	ATLANTA	CU9T073R	SOUTH GEORGIA TECHNICAL COLLEGE	83.0%	86.7%	72.4%	88.0%	63.3%	90.0%	77.8%	82.7%	85.6%	87.5%	75.0%	83.3%	78.0%	87.3%	80.0%	
SO11	ATLANTA	HG6T054K	MIDDLE GEORGIA STATE UNIVERSITY	79.4%	80.8%	71.8%	79.3%	74.7%	81.6%	77.3%	70.9%	79.7%	79.3%	77.6%	93.1%	81.4%	81.7%	76.7%	
SO11	ATLANTA	VI8T077K	TECHNICAL EDUCATION SERVICES INC	82.1%	81.3%	80.4%	80.3%	73.6%	82.6%	79.2%	80.9%	79.6%	74.6%	82.3%	86.8%	77.3%	82.8%	84.6%	
SO13	COLUMBIA	3PIT597K	PITTSBURGH INSTITUTE OF AERONAUTICS	80.5%	77.0%	73.3%	75.6%	73.2%	75.6%	69.6%	74.8%	73.7%	75.6%	68.3%	78.9%	65.3%	77.0%	76.6%	
SO13	COLUMBIA	EC9T107R	TRIDENT TECHNICAL COLLEGE	80.0%	69.4%	66.7%	73.3%	66.7%	54.5%	70.4%	66.7%	63.0%	50.0%	58.3%	55.6%	91.7%	61.4%	66.7%	
SO13	COLUMBIA	EI9T113R	GREENVILLE TECHNICAL COLLEGE	95.0%	78.3%	81.8%	95.0%	75.0%	85.7%	86.1%	76.1%	86.1%	68.8%	93.8%	100.0%	88.2%	91.7%	75.0%	
SO15	ORLANDO	2RIT619K	ARI BEN AVIATOR INC	80.0%	75.0%	100.0%	100.0%	100.0%	100.0%	100.0%	72.7%	77.8%	75.0%	66.7%	75.0%	66.7%	100.0%	100.0%	
SO15	ORLANDO	6CKT604K	CENTRAL FLORIDA AEROSPACE ACADEMY	81.7%	81.7%	83.3%	80.0%	88.9%	90.5%	66.7%	80.6%	85.2%	75.0%	91.7%	83.3%	91.7%	79.8%	85.7%	
SO15	ORLANDO	6EFT614K	EASTERN FLORIDA STATE COLLEGE	88.2%	88.5%	71.0%	80.0%	75.8%	78.2%	76.8%	82.0%	72.4%	86.4%	81.8%	84.8%	71.7%	79.3%	91.7%	
SO15	ORLANDO	FHXT099K	FLORIDA STATE COLLEGE AT JACKSONVILLE AVIATION CEN	80.0%	82.3%	88.6%	75.0%	80.6%	81.0%	74.1%	76.3%	70.4%	77.1%	75.0%	91.7%	71.4%	71.1%	75.0%	
SO15	ORLANDO	NX4T404M	EMBRY RIDDLE AERONAUTICAL UNIVERSITY	86.5%	85.7%	83.8%	85.8%	84.4%	83.6%	81.1%	79.0%	79.9%	79.4%	85.0%	89.6%	78.4%	83.6%	86.0%	
SO15	ORLANDO	Q5VT572K	AVIATION INSTITUTE OF MAINTENANCE	64.6%	66.3%	71.0%	60.0%	66.7%	61.4%	59.6%	57.1%	55.9%	60.3%	56.2%	69.8%	60.3%	60.1%	58.1%	

**SCHOOL NORMS VS NATIONAL PASSING NORMS**  
**1ST TEST ATTEMPT WITHIN 60 DAYS OF GRADUATION**  
**PERCENTAGE OF QUESTIONS PASSED BY TOPIC**

**AMP**

**8080-08**  
**2 QTR 2021**

**JUL 1, 2020 TO JUN 30, 2021**

FSDO ID	FSDO NAME	SCHOOL CERTIFICATE #	SCHOOL NAME	JUL 1, 2020 TO JUN 30, 2021														
				Reciprocating Engines	Turbine Engines	Engine Inspection	Engine Instrument Systems	Engine Fire Protection Systems	Engine Electrical Systems	Lubrication Systems	Ignition and Starting Systems	Fuel Metering Systems	Engine Fuel Systems	Induction and Engine Airflow Systems	Engine Cooling Systems	Engine Exhaust and Reverser Systems	Propellers	Auxiliary Power Units
<b>ALL</b>	<b>ALL</b>	<b>ALL</b>	<b>NATIONAL</b>	<b>80.0%</b>	<b>78.9%</b>	<b>77.3%</b>	<b>77.6%</b>	<b>75.8%</b>	<b>77.4%</b>	<b>75.3%</b>	<b>75.0%</b>	<b>74.9%</b>	<b>77.7%</b>	<b>72.6%</b>	<b>83.2%</b>	<b>74.9%</b>	<b>78.3%</b>	<b>74.7%</b>
SO19	SOUTH FLORIDA	CT9T072R	GEORGE T BAKER AVIATION TECHNICAL COLLEGE	83.4%	80.4%	80.1%	81.7%	76.4%	84.2%	78.6%	81.8%	81.1%	81.8%	79.2%	86.8%	74.9%	80.0%	<b>68.4%</b>
SO19	SOUTH FLORIDA	IP8T224Q	BROWARD COLLEGE	81.6%	79.4%	82.8%	84.5%	77.3%	77.7%	<b>74.4%</b>	<b>72.7%</b>	77.7%	83.0%	76.1%	86.4%	80.0%	82.2%	80.0%
SO19	SOUTH FLORIDA	WT5T076K	LORENZO WALKER TECHNICAL COLLEGE	95.0%	85.1%	90.0%	90.0%	100.0%	<b>75.0%</b>	80.6%	86.7%	83.3%	81.3%	81.3%	91.7%	94.4%	90.0%	<b>50.0%</b>
SO35	TAMPA	BU9T047R	LIVELY TECHNICAL COLLEGE	87.5%	87.5%	90.9%	95.0%	<b>66.7%</b>	100.0%	83.3%	93.2%	91.7%	81.3%	75.0%	100.0%	<b>70.6%</b>	91.7%	<b>50.0%</b>
SO35	TAMPA	DV9T100R	NATIONAL AVIATION ACADEMY OF MISSISSIPPI INC	<b>79.4%</b>	<b>78.8%</b>	<b>75.9%</b>	<b>75.0%</b>	77.5%	<b>74.5%</b>	<b>72.3%</b>	<b>72.6%</b>	<b>72.0%</b>	<b>74.1%</b>	<b>68.6%</b>	84.0%	76.4%	<b>75.5%</b>	<b>73.8%</b>
SO63	SAN JUAN	DN9T092R	PUERTO RICO AVIATION MAINTENANCE INSTITUTE	<b>65.0%</b>	79.2%	<b>66.7%</b>	80.0%	<b>16.7%</b>	<b>64.3%</b>	<b>66.7%</b>	<b>72.7%</b>	<b>44.4%</b>	<b>75.0%</b>	<b>50.0%</b>	<b>66.7%</b>	87.5%	<b>70.0%</b>	100.0%
SW01	ALBUQUERQUE	Q8UT573K	CENTRAL NEW MEXICO COMMUNITY COLLEGE	96.7%	88.6%	87.5%	80.0%	<b>66.7%</b>	85.7%	85.2%	88.2%	92.6%	91.7%	83.3%	88.9%	92.3%	86.7%	100.0%
SW03	BATON ROUGE	2BTT611K	BATON ROUGE COMMUNITY COLLEGE	<b>80.0%</b>	<b>78.3%</b>	<b>66.7%</b>	100.0%	<b>66.7%</b>	78.6%	77.8%	91.3%	<b>66.7%</b>	<b>75.0%</b>	87.5%	100.0%	100.0%	93.3%	100.0%
SW03	BATON ROUGE	LVFT015K	SOUTH LOUISIANA COMMUNITY COLLEGE	90.0%	<b>66.7%</b>	100.0%	100.0%	<b>66.7%</b>	<b>71.4%</b>	100.0%	<b>72.7%</b>	<b>66.7%</b>	<b>50.0%</b>	75.0%	100.0%	80.0%	86.7%	100.0%
SW03	BATON ROUGE	XSUT020K	SOUTHERN UNIVERSITY	85.0%	81.3%	81.8%	<b>75.0%</b>	<b>66.7%</b>	<b>62.1%</b>	<b>61.1%</b>	<b>70.5%</b>	<b>61.1%</b>	<b>75.0%</b>	75.0%	100.0%	76.5%	<b>72.4%</b>	<b>40.0%</b>
SW09	HOUSTON	9MUT613K	MICHIGAN INSTITUTE OF AERONAUTICS, LLC.	<b>78.3%</b>	79.5%	79.5%	78.8%	83.3%	79.5%	83.2%	77.5%	79.2%	79.7%	75.0%	<b>81.3%</b>	<b>72.1%</b>	81.6%	76.5%
SW09	HOUSTON	X88T585K	AVIATION INSTITUTE OF MAINTENANCE	<b>73.1%</b>	<b>74.2%</b>	<b>75.7%</b>	<b>68.0%</b>	<b>72.9%</b>	<b>69.1%</b>	<b>69.9%</b>	<b>73.1%</b>	<b>69.3%</b>	<b>69.1%</b>	<b>69.7%</b>	<b>75.0%</b>	<b>70.8%</b>	<b>73.4%</b>	<b>61.5%</b>
SW11	LITTLE ROCK	2MCT601K	ARKANSAS STATE UNIVERSITY MID-SOUTH	85.0%	80.9%	<b>75.0%</b>	<b>70.0%</b>	<b>58.3%</b>	93.1%	83.3%	77.8%	75.0%	<b>68.8%</b>	87.5%	<b>66.7%</b>	81.3%	<b>76.3%</b>	100.0%
SW11	LITTLE ROCK	AW9T023R	UNIVERSITY OF ARKANSAS-PULASKI TECHNICAL COLLEGE	94.3%	80.7%	80.0%	97.1%	76.2%	83.7%	84.1%	79.5%	83.6%	96.4%	78.6%	95.2%	79.3%	83.8%	<b>66.7%</b>
SW13	LUBBOCK	AM0T064K	AMARILLO COLLEGE	<b>70.0%</b>	<b>75.0%</b>	<b>66.7%</b>	<b>20.0%</b>	100.0%	<b>50.0%</b>	<b>66.7%</b>	<b>45.5%</b>	88.9%	100.0%	100.0%	<b>33.3%</b>	100.0%	<b>50.0%</b>	<b>0.0%</b>
SW13	LUBBOCK	VMCT038K	MIDLAND COLLEGE AMT	<b>80.0%</b>	87.5%	<b>66.7%</b>	80.0%	83.3%	85.7%	88.9%	81.8%	77.8%	87.5%	87.5%	<b>66.7%</b>	75.0%	89.7%	<b>66.7%</b>
SW13	LUBBOCK	XMOT044K	TEXAS STATE TECHNICAL COLLEGE	82.5%	<b>76.6%</b>	81.8%	85.0%	83.3%	<b>75.0%</b>	<b>69.4%</b>	80.0%	80.6%	81.3%	<b>68.8%</b>	91.7%	<b>58.8%</b>	86.7%	100.0%
SW13	LUBBOCK	XW5T078K	SOUTHWEST TECHNOLOGY CENTER	<b>73.9%</b>	<b>71.2%</b>	<b>66.7%</b>	<b>66.7%</b>	77.8%	<b>76.2%</b>	75.9%	77.7%	75.0%	88.9%	80.6%	88.9%	<b>61.1%</b>	<b>72.9%</b>	<b>66.7%</b>
SW15	OKLAHOMA CITY	BE9T031R	METRO-TECH AVIATION CAREER CENTER	<b>54.5%</b>	<b>75.0%</b>	<b>66.7%</b>	80.0%	100.0%	<b>57.1%</b>	<b>75.0%</b>	<b>72.7%</b>	77.8%	<b>50.0%</b>	100.0%	<b>33.3%</b>	75.0%	<b>66.7%</b>	100.0%
SW15	OKLAHOMA CITY	BF9T032R	TULSA TECHNOLOGY CENTER SCHOOL DISTRICT NUMBER 18	83.8%	87.5%	<b>71.7%</b>	81.0%	77.8%	80.4%	79.9%	76.6%	75.8%	88.1%	73.8%	<b>81.0%</b>	<b>65.5%</b>	83.8%	79.2%

**SCHOOL NORMS VS NATIONAL PASSING NORMS**  
**1ST TEST ATTEMPT WITHIN 60 DAYS OF GRADUATION**  
**PERCENTAGE OF QUESTIONS PASSED BY TOPIC**

**AMP**

**8080-08**  
**2 QTR 2021**

**JUL 1, 2020 TO JUN 30, 2021**

FSDO ID	FSDO NAME	SCHOOL CERTIFICATE #	SCHOOL NAME	JUL 1, 2020 TO JUN 30, 2021															
				Reciprocating Engines	Turbine Engines	Engine Inspection	Engine Instrument Systems	Engine Fire Protection Systems	Engine Electrical Systems	Lubrication Systems	Ignition and Starting Systems	Fuel Metering Systems	Engine Fuel Systems	Induction and Engine Airflow Systems	Engine Cooling Systems	Engine Exhaust and Reverser Systems	Propellers	Auxiliary Power Units	
<b>ALL</b>	<b>ALL</b>	<b>ALL</b>	<b>NATIONAL</b>	<b>80.0%</b>	<b>78.9%</b>	<b>77.3%</b>	<b>77.6%</b>	<b>75.8%</b>	<b>77.4%</b>	<b>75.3%</b>	<b>75.0%</b>	<b>74.9%</b>	<b>77.7%</b>	<b>72.6%</b>	<b>83.2%</b>	<b>74.9%</b>	<b>78.3%</b>	<b>74.7%</b>	
SW15	OKLAHOMA CITY	BG9T033R	GORDON COOPER TECHNOLOGY CENTER	85.4%	81.5%	84.1%	90.7%	86.7%	85.8%	84.3%	80.8%	84.3%	83.3%	73.3%	100.0%	85.2%	83.9%	<b>70.6%</b>	
SW15	OKLAHOMA CITY	CB9T054R	SPARTAN EDUCATION LLC	85.4%	84.5%	78.4%	81.5%	<b>71.8%</b>	83.7%	79.5%	77.8%	78.6%	84.6%	73.1%	<b>82.1%</b>	75.9%	82.5%	84.6%	
SW17	SAN ANTONIO	BJ2T718K	HALLMARK UNIVERSITY, INC.	82.3%	80.1%	80.5%	80.4%	76.3%	77.8%	76.0%	<b>71.2%</b>	<b>74.1%</b>	<b>77.4%</b>	74.5%	88.5%	74.9%	<b>77.7%</b>	81.0%	
SW17	SAN ANTONIO	PHJT009K	ST PHILIPS COLLEGE	81.4%	90.4%	84.2%	<b>71.4%</b>	<b>66.7%</b>	<b>65.3%</b>	85.7%	<b>71.8%</b>	91.9%	78.6%	75.0%	95.2%	<b>60.0%</b>	80.0%	100.0%	
SW19	NORTH TEXAS	AZ9T026R	TARRANT COUNTY COLLEGE	83.6%	78.9%	84.8%	83.0%	78.6%	83.8%	79.0%	75.0%	<b>74.1%</b>	82.1%	79.7%	87.4%	78.2%	80.8%	79.7%	
SW19	NORTH TEXAS	FT8T150Q	TEXAS STATE TECHNICAL COLLEGE	84.3%	84.3%	<b>70.0%</b>	88.6%	<b>66.7%</b>	84.6%	79.4%	82.1%	88.9%	<b>71.4%</b>	82.1%	95.2%	89.7%	93.1%	100.0%	
SW19	NORTH TEXAS	GM8T169Q	LETOURNEAU UNIVERSITY	88.5%	90.0%	85.3%	88.3%	80.6%	86.9%	82.1%	75.7%	88.9%	87.5%	75.0%	86.1%	<b>72.0%</b>	81.6%	84.6%	
SW19	NORTH TEXAS	U5DT571K	AVIATION INSTITUTE OF MAINTENANCE	<b>70.7%</b>	<b>69.9%</b>	<b>70.6%</b>	<b>68.0%</b>	<b>64.6%</b>	<b>67.3%</b>	<b>68.4%</b>	<b>65.4%</b>	<b>64.8%</b>	<b>70.0%</b>	<b>63.8%</b>	<b>75.8%</b>	<b>74.4%</b>	<b>66.6%</b>	<b>66.3%</b>	
SW31	JACKSON	DU9T099R	HINDS COMMUNITY COLLEGE DISTRICT	<b>72.0%</b>	<b>54.2%</b>	<b>69.2%</b>	88.0%	80.0%	<b>54.1%</b>	<b>55.6%</b>	<b>57.1%</b>	<b>73.3%</b>	80.0%	<b>55.0%</b>	<b>60.0%</b>	<b>68.2%</b>	<b>69.9%</b>	<b>60.0%</b>	
SW31	JACKSON	EH9T112R	NORTHWEST MISSISSIPPI COMMUNITY COLLEGE	83.3%	83.8%	<b>71.4%</b>	80.0%	<b>66.7%</b>	80.0%	<b>71.3%</b>	79.9%	<b>72.2%</b>	81.3%	72.9%	<b>75.0%</b>	81.6%	79.9%	<b>58.3%</b>	
WP01	VAN NUYS	CZ9T078R	NORTH VALLEY OCCUPATIONAL CENTER	85.0%	91.7%	100.0%	90.0%	100.0%	100.0%	83.3%	95.5%	<b>72.2%</b>	87.5%	<b>62.5%</b>	83.3%	100.0%	96.7%	100.0%	
WP05	LONG BEACH	DP9T094R	ORANGE COAST COLLEGE	82.6%	83.2%	80.0%	85.0%	83.3%	88.1%	82.2%	84.2%	76.6%	89.6%	79.2%	83.3%	83.7%	78.7%	80.0%	
WP07	SCOTTSDALE	7WET596K	WESTERN MARICOPA EDUCATION CENTER	86.7%	90.3%	94.4%	90.0%	83.3%	92.9%	79.6%	92.4%	84.9%	91.7%	95.8%	83.3%	<b>62.5%</b>	88.9%	85.7%	
WP07	SCOTTSDALE	GBIT003K	CHANDLER-GILBERT COMMUNITY COLLEGE	86.1%	81.4%	<b>74.7%</b>	80.6%	78.5%	82.7%	76.0%	77.2%	79.3%	85.5%	74.2%	<b>79.6%</b>	76.9%	82.6%	<b>64.9%</b>	
WP07	SCOTTSDALE	IZPT564X	PIMA COUNTY COMMUNITY COLLEGE	<b>73.3%</b>	86.1%	77.8%	<b>53.3%</b>	<b>44.4%</b>	<b>71.4%</b>	<b>74.1%</b>	78.8%	<b>69.2%</b>	<b>66.7%</b>	<b>50.0%</b>	<b>66.7%</b>	91.7%	<b>62.2%</b>	75.0%	
WP09	SAN DIEGO	CM9T065R	SAN DIEGO COMMUNITY COLLEGE DISTRICT	<b>76.7%</b>	<b>77.5%</b>	94.1%	80.0%	<b>72.2%</b>	81.0%	79.6%	85.1%	83.0%	<b>75.0%</b>	91.7%	<b>77.8%</b>	<b>64.0%</b>	86.7%	<b>71.4%</b>	
WP13	HONOLULU	DI9T087R	HONOLULU COMMUNITY COLLEGE - DEPT OF AERONAUTICS	85.4%	80.1%	95.3%	81.3%	93.3%	89.6%	86.6%	79.9%	79.1%	86.7%	83.3%	88.9%	87.1%	91.5%	82.4%	
WP15	SAN JOSE	DJ9T088R	GAVILAN COLLEGE	93.3%	87.5%	88.9%	83.3%	<b>72.2%</b>	<b>76.2%</b>	79.6%	<b>71.2%</b>	77.4%	83.3%	<b>70.8%</b>	83.3%	75.0%	<b>75.6%</b>	85.7%	
WP17	FRESNO	CU3T436L	REEDLEY COLLEGE	<b>78.7%</b>	82.4%	<b>70.6%</b>	<b>76.7%</b>	<b>61.1%</b>	83.3%	75.5%	<b>71.4%</b>	79.6%	<b>75.0%</b>	75.0%	<b>77.8%</b>	88.0%	<b>77.8%</b>	<b>66.7%</b>	
WP17	FRESNO	YSJT030K	SAN JOAQUIN VALLEY COLLEGE INC	92.5%	87.2%	83.3%	85.0%	<b>66.7%</b>	89.7%	<b>75.0%</b>	82.2%	80.0%	93.8%	<b>68.8%</b>	100.0%	81.3%	84.7%	100.0%	
WP19	NEVADA	9VMT610K	AVIATION INSTITUTE OF MAINTENANCE	<b>70.5%</b>	<b>68.3%</b>	<b>68.0%</b>	<b>65.5%</b>	<b>61.5%</b>	<b>62.2%</b>	<b>67.2%</b>	<b>65.3%</b>	<b>64.1%</b>	<b>63.6%</b>	<b>62.7%</b>	<b>73.6%</b>	<b>69.5%</b>	<b>69.5%</b>	<b>65.9%</b>	

**SCHOOL NORMS VS NATIONAL PASSING NORMS**  
**1ST TEST ATTEMPT WITHIN 60 DAYS OF GRADUATION**  
**PERCENTAGE OF QUESTIONS PASSED BY TOPIC**

**AMP**

**8080-08**  
**2 QTR 2021**

**JUL 1, 2020 TO JUN 30, 2021**

FSDO ID	FSDO NAME	SCHOOL CERTIFICATE #	SCHOOL NAME	JUL 1, 2020 TO JUN 30, 2021															
				Reciprocating Engines	Turbine Engines	Engine Inspection	Engine Instrument Systems	Engine Fire Protection Systems	Engine Electrical Systems	Lubrication Systems	Ignition and Starting Systems	Fuel Metering Systems	Engine Fuel Systems	Induction and Engine Airflow Systems	Engine Cooling Systems	Engine Exhaust and Reverser Systems	Propellers	Auxiliary Power Units	
<b>ALL</b>	<b>ALL</b>	<b>ALL</b>	<b>NATIONAL</b>	<b>80.0%</b>	<b>78.9%</b>	<b>77.3%</b>	<b>77.6%</b>	<b>75.8%</b>	<b>77.4%</b>	<b>75.3%</b>	<b>75.0%</b>	<b>74.9%</b>	<b>77.7%</b>	<b>72.6%</b>	<b>83.2%</b>	<b>74.9%</b>	<b>78.3%</b>	<b>74.7%</b>	
WP21	RIVERSIDE	2S1T589K	VICTOR VALLEY COLLEGE SCLA SCHOOL OF AVIATION TECH	90.0%	87.0%	100.0%	100.0%	66.7%	71.4%	83.3%	78.3%	83.3%	75.0%	87.5%	100.0%	62.5%	73.3%	100.0%	
WP21	RIVERSIDE	7BIT627K	BOUNTY ISLAND CORPORATION	70.2%	80.3%	80.0%	80.0%	75.0%	81.2%	74.8%	78.4%	71.2%	83.3%	72.9%	86.1%	67.3%	74.9%	75.0%	
WP21	RIVERSIDE	CK9T063R	CHAFFEY COMMUNITY COLLEGE	82.9%	86.7%	80.0%	82.9%	81.0%	81.6%	82.5%	83.3%	93.7%	85.7%	82.1%	76.2%	69.0%	93.3%	85.7%	
WP21	RIVERSIDE	HO8T197Q	SAN BERNARDINO VALLEY COLLEGE	92.2%	83.8%	88.9%	80.0%	81.5%	77.8%	74.1%	83.3%	82.7%	91.7%	86.1%	96.3%	83.3%	85.9%	88.9%	
WP23	LOS ANGELES	CQ9T069R	MT SAN ANTONIO COLLEGE	87.8%	83.3%	96.2%	82.2%	92.6%	92.1%	76.5%	85.9%	81.5%	86.1%	77.8%	92.6%	83.8%	82.8%	80.0%	
WP23	LOS ANGELES	GH3T527L	WEST LOS ANGELES COLLEGE	90.0%	85.0%	92.9%	92.0%	60.0%	88.6%	88.9%	81.8%	84.1%	85.0%	70.0%	86.7%	81.0%	82.7%	83.3%	
WP23	LOS ANGELES	NR0T084K	SPARTAN COLLEGE OF	69.4%	80.0%	72.1%	71.4%	88.9%	78.4%	73.8%	73.9%	77.1%	82.1%	65.5%	92.1%	70.9%	78.3%	68.2%	
WP25	SACRAMENTO	BI9T035R	SACRAMENTO CITY COLLEGE	93.3%	91.4%	100.0%	86.7%	100.0%	95.2%	88.9%	85.3%	88.9%	91.7%	75.0%	88.9%	100.0%	88.9%	66.7%	
WP25	SACRAMENTO	DB9T080R	SOLANO COMM COLLEGE SCHOOL OF AERO	100.0%	91.7%	100.0%	80.0%	66.7%	85.7%	100.0%	90.9%	87.5%	100.0%	100.0%	100.0%	100.0%	100.0%	50.0%	
WP27	OKLAND	2AQT602K	AVIATION INSTITUTE OF MAINTENANCE OAKLAND CAMPUS	78.1%	81.0%	75.6%	69.3%	78.9%	79.1%	74.3%	76.9%	69.5%	83.3%	69.2%	82.2%	75.8%	79.4%	75.8%	
WP27	OKLAND	CO9T067R	COLLEGE OF ALAMEDA	78.5%	80.8%	72.2%	82.2%	83.3%	84.9%	78.3%	72.1%	79.6%	84.7%	72.2%	88.9%	79.2%	83.6%	84.2%	