

AD Final Rule Search Guide for DRS

Updated 7/22/2022

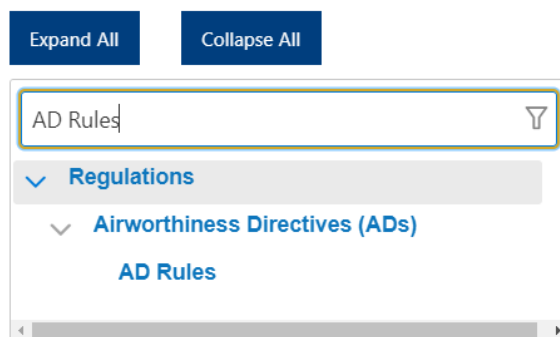
Users may subscribe to receive notifications about published AD Rules by navigating to <https://service.govdelivery.com/accounts/USFAARGL/subscriber/new> and selecting any applicable categories. If you are already subscribed, no action is needed. The DRS transition will not alter these notifications.

<https://drs.faa.gov/browse>

1. On the left Browse menu, click "Regulations > Airworthiness Directives (ADs) > AD Rules"

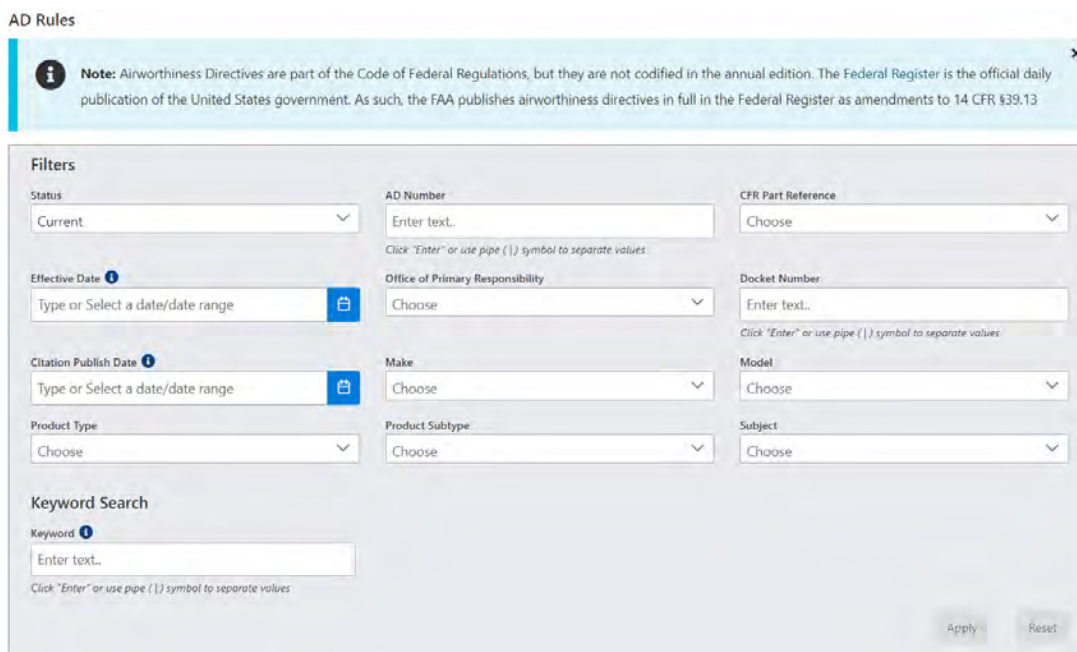
- OR search "AD Rules" in the search box under "Browse"

Browse



The screenshot shows a search interface with two buttons: "Expand All" and "Collapse All". Below them is a search box containing the text "AD Rules". A dropdown menu is open, showing a hierarchical structure: "Regulations" (expanded), "Airworthiness Directives (ADs)" (expanded), and "AD Rules" (selected).

2. Click on the "AD Rules" title (shown above) to reveal the AD Rules Filter screen





The screenshot shows the "AD Rules" filter screen. At the top, there is a note: "Note: Airworthiness Directives are part of the Code of Federal Regulations, but they are not codified in the annual edition. The Federal Register is the official daily publication of the United States government. As such, the FAA publishes airworthiness directives in full in the Federal Register as amendments to 14 CFR §39.13". Below the note is a "Filters" section with the following fields:

- Status: Current
- Effective Date: Type or Select a date/date range
- Citation Publish Date: Type or Select a date/date range
- Product Type: Choose
- AD Number: Enter text..
- Office of Primary Responsibility: Choose
- Make: Choose
- Product Subtype: Choose
- CFR Part Reference: Choose
- Docket Number: Enter text..
- Model: Choose
- Subject: Choose

At the bottom, there is a "Keyword Search" section with a "Keyword" field containing "Enter text..". There are "Apply" and "Reset" buttons at the bottom right.

- You can sort the list by publish date by clicking the "Sort By" drop down below the Filter section and selecting "Citation Publish Date" (shown below)

Sort By 

 Indicates current


Showing 1 - 25 of 16228 results

3. To find all AD Rules applicable to a specific model:







When searching for all ADs applicable to a specific aircraft/engine/propeller, it is recommended to search using **ONLY** the Model field. Over time, models can be transferred to different Type Certificate Holders (manufacturers). Adding a manufacturer name to the Make field could limit the returned list of ADs.

- Click the "Model" drop down, use search field to type in the applicable model, and check the box or boxes (e.g. 737-700 Series)
- Click "Apply"


AD Rules

 **Note:** Airworthiness Directives are part of the Code of Federal Regulations, but they are not codified in the annual edition. The *Federal Register* is the official daily publication of the United States government. As such, the FAA publishes airworthiness directives in full in the *Federal Register* as amendments to 14 CFR §39.13

Filters

<p>Status <input type="text" value="Current"/></p>	<p>AD Number <input type="text" value="Enter text.."/></p> <p><small>Click "Enter" or use pipe () symbol to separate values</small></p>	<p>CFR Part Reference <input type="text" value="Choose"/></p>
<p>Effective Date  <input type="text" value="Type or Select a date/date range"/> </p>	<p>Office of Primary Responsibility <input type="text" value="Choose"/></p>	<p>Docket Number <input type="text" value="Enter text.."/></p> <p><small>Click "Enter" or use pipe () symbol to separate values</small></p>
<p>Citation Publish Date  <input type="text" value="Type or Select a date/date range"/> </p>	<p>Make <input type="text" value="Choose"/></p>	<p>Model <input type="text" value="737-700 Series"/></p> <div style="border: 1px solid #ccc; padding: 5px; margin-top: 5px;"> <input type="text" value="737-700"/>   <ul style="list-style-type: none"> <input checked="" type="checkbox"/> 737-700 Series <input type="checkbox"/> 737-700C Series </div>
<p>Product Type <input type="text" value="Choose"/></p>	<p>Product Subtype <input type="text" value="Choose"/></p>	

Keyword Search

Keyword 

Click "Enter" or use pipe (|) symbol to separate values

- You can search Historical ADs by selecting the "Status" drop down and checking the box for "Historical"
- You can sort the list by clicking the "Sort By" drop down list and selecting "AD Number", "Effective Date", or by "Citation Publish Date"
- You can download the data from the list as an Excel file by clicking "Save Results List"

4. Click on an individual AD Number to view the AD document and details

5. For further help, please visit the Help & Training section of DRS here: <https://drs.faa.gov/help>