

Airport and Airway Trust Fund (AATF)

Fact Sheet

Updated: February 2025



**Federal Aviation
Administration**



AATF History

- Created by the Airport and Airway Development and Revenue Act of 1970 to finance aviation programs:
 - Revenues are derived from aviation-related excise taxes on passengers, cargo, and fuel
 - The aviation excise taxes are augmented with contributions from the General Fund
 - Provides funding for capital improvements to the U.S. airport and airways system
- In FY 2023 Trust Fund contributions were 87% of the FAA budget and 94% in FY 2024.
- During the COVID-19 pandemic and the commitment to help respond to the downturn in air traffic activity that followed, FAA received a greater amount of funding from the General Fund than before 2020. For example, the Trust Fund taxes and fees provided FAA with 86.9% of its funding in FY 2018 and 93.8% of the agency's funding in FY 2019.
- Since 2022, the General Fund contributions have been augmented by investments made by the Infrastructure Investment & Jobs Act.

AATF Funds these accounts

- **FAA accounts:**
 - Grants-in-Aid for Airports (augmented with funding from the General Fund)
 - Facilities and Equipment
 - Research, Engineering, and Development
 - Operations (partly supported by the AATF with the rest of budgetary resources coming from the General Fund)
- **Department of Transportation accounts:**
 - Essential Air Services (EAS) program

Grants-in-Aid for Airports has been supplemented by more than \$400 million annually from the General Fund since FY18, with a \$532M commitment in FY24. Additionally, because of the extraordinary need resulting from the COVID pandemic, a total of \$20 billion in assistance to airports was provided in three coronavirus relief bills in FY 2020 and FY 2021.

Additionally, the Infrastructure Investment and Jobs Act invests \$15 billion in airport infrastructure, \$5 billion in airport terminals, and another \$5 billion in air traffic facilities over 5 years.

Trust Fund Excise Taxes Structure

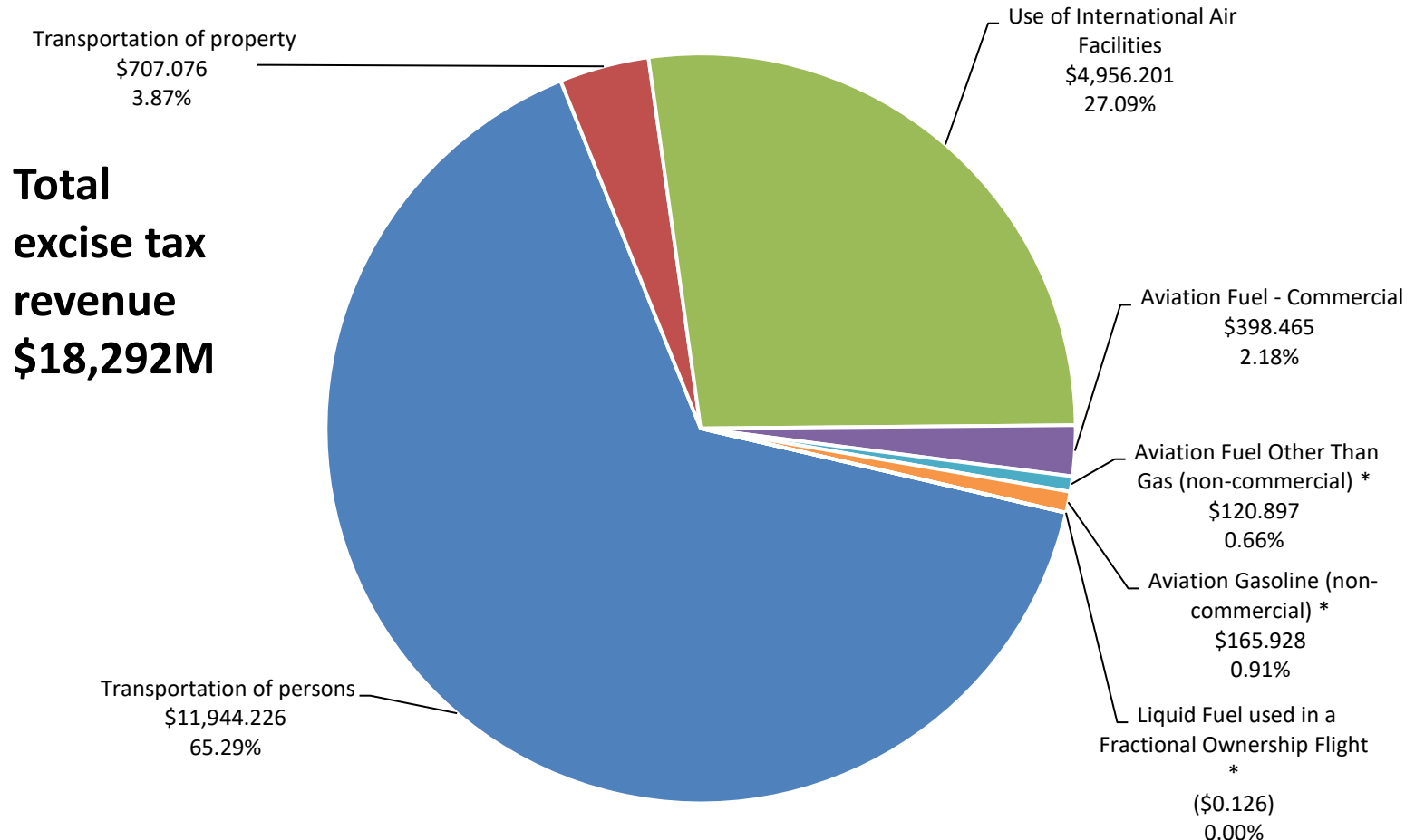
Trust Fund Excise Tax Revenue Sources

Rates effective as of January 1, 2025 for CY2025

• Domestic passenger ticket tax	➡	• 7.5 percent
• Domestic flight segment tax (excluding flights to or from rural airports)	➡	• \$5.20 per passenger per segment; indexed to the Consumer Price Index
• Tax on flights between the continental United States and Alaska or Hawaii (or between Alaska and Hawaii)	➡	• \$11.40 per passenger; indexed to the Consumer Price Index
• International arrival and departure tax	➡	• \$21.90 per passenger; indexed to the Consumer Price Index
• Tax on mileage awards (frequent flyer awards tax)	➡	• 7.5 percent of value of miles
• Domestic commercial fuel tax	➡	• 4.3 cents per gallon
• Domestic general aviation gasoline tax	➡	• 19.3 cents per gallon
• Domestic general aviation jet fuel tax	➡	• 21.8 cents per gallon Note: Effective after March 31, 2012 a 14.1 cents per gallon surcharge for fuel used in fractional ownership flights
• Tax on domestic cargo or mail	➡	• 6.25 percent on the price paid for transportation of domestic cargo or mail

AATF FY 2024 Excise Tax Revenues

FY 2024 Excise Tax Collections (\$ Millions)



*In FY24, there were refunds from the trust fund of \$162.9M for aviation fuel taxes and \$3.8M for aviation taxes other than gasoline

FAA Accounts & AATF Funding

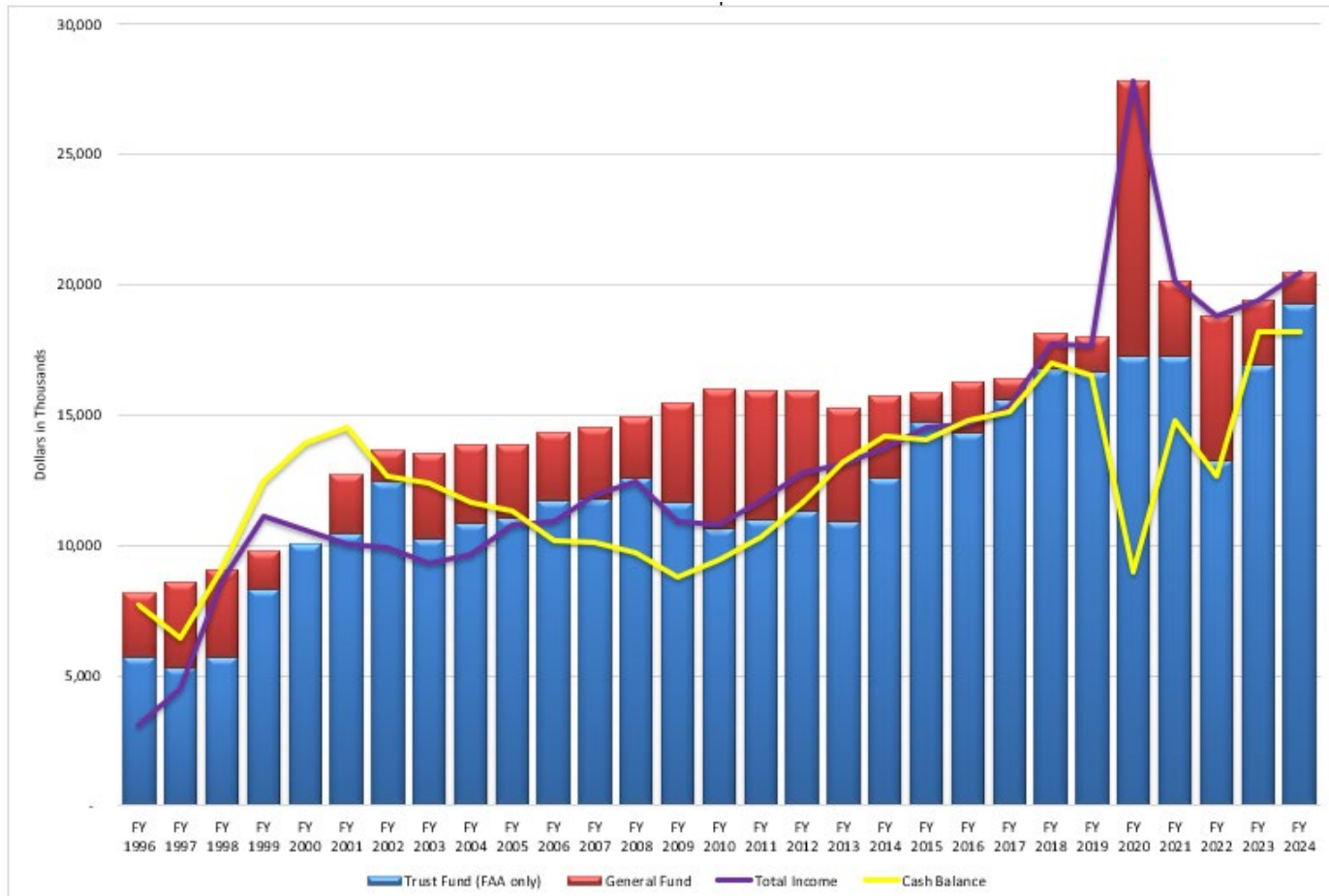
(in thousands of dollars)

ACCOUNT NAME	FY 2020 ACTUAL	FY 2021 ACTUAL	FY 2022 ACTUAL	FY 2023 ACTUAL	FY 2024 ACTUAL
Operations	\$10,630,000	\$11,001,500	\$11,414,100	\$11,915,000	\$12,729,624
General	\$111,000	\$482,500	\$5,000,000	\$1,921,179	\$636,477
AATF	\$10,519,000	\$10,519,000	\$6,414,100	\$9,993,821	\$12,093,150
Facilities & Equipment	\$3,045,000	\$3,015,000	\$2,892,888	\$2,945,000	\$3,191,250
AATF	\$3,045,000	\$3,015,000	\$32,892,888	\$2,945,000	\$3,191,250
Research, Engineering, & Development	\$192,665	\$198,000	\$248,500	\$255,000	\$255,000
AATF	\$192,665	\$198,000	\$248,500	\$255,000	\$255,000
Grants in Aid for Airports	\$3,750,000	\$3,750,000	\$3,904,180	\$3,908,555	\$3,882,392
Contract Authority (AATF)	\$3,350,000	\$3,350,000	\$3,350,000	\$3,350,000	\$3,350,000
General Fund Appropriation	\$400,000	\$400,000	\$554,180	\$558,555	\$532,392
Supplemental	\$10,000,000	\$10,009,000	\$100,000	\$0	\$0
CARES Act	\$10,000,000	\$0	\$0	\$0	\$0
CRSSA	\$0	\$2,000,000	\$0	\$0	\$0
American Rescue Plan	\$0	\$8,000,000	\$0	\$0	\$0
Employee Leave Fund	\$0	\$9,000	\$0	\$0	\$0
Hurricane Relief	\$0	\$0	\$100,000	\$0	\$0
IIJA Authority	\$0	\$0	\$5,000,000	\$5,000,000	\$5,000,000
Facilities and Equipment	\$0	\$0	\$1,000,000	\$1,000,000	\$1,000,000
Airport Infrastructure Grants	\$0	\$0	\$3,000,000	\$3,000,000	\$3,000,000
Airport Terminal Program	\$0	\$0	\$1,000,000	\$1,000,000	\$1,000,000
AATF	\$17,106,665	\$17,082,000	\$12,905,488	\$16,543,821	\$18,914,400
GF	\$511,000	\$882,500	\$5,554,180	\$2,479,734	\$1,168,869
FAA Account Total	\$17,617,655	\$17,964,500	\$18,459,668	\$19,023,555	\$20,083,269
Supplemental Total	\$10,000,000	\$10,009,000	\$100,000	\$0	\$0
IIJA Authority Total	\$0	\$0	\$5,000,000	\$5,000,000	\$5,000,000
GRAND TOTAL	\$27,617,665	\$27,973,500	\$23,559,668	\$24,023,555	\$25,083,269



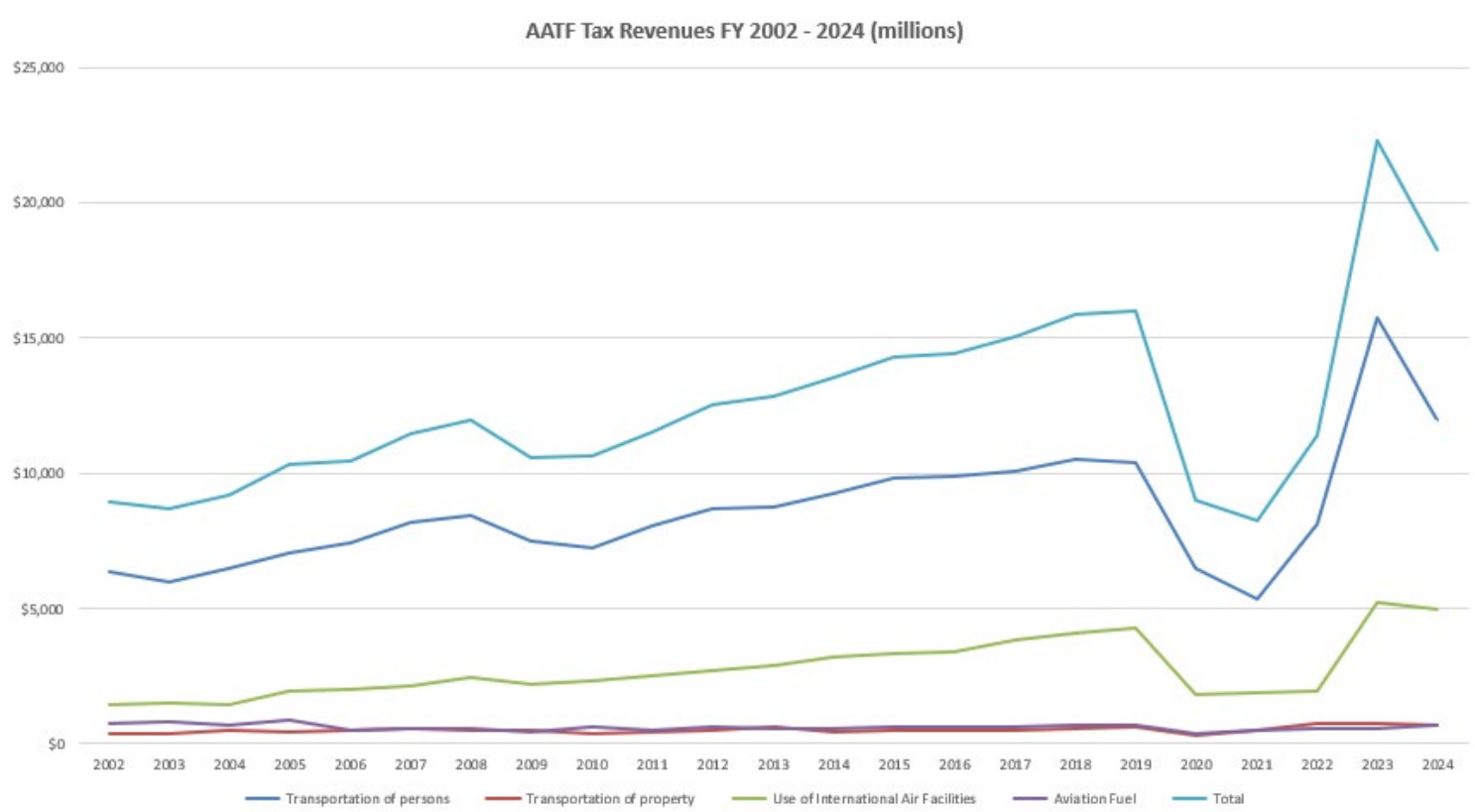
General Fund/Trust Fund Share

(in thousands of dollars)



AATF Tax Revenue Trends

AATF Tax Revenues FY 2002 – 2024 (millions)



Infrastructure Investment & Jobs Act (P.L. 117-58)

A 5-year, \$25 billion investment in the nation's air transportation system.

\$5B

AIR TRAFFIC FACILITIES

For airport projects that increase safety and expand capacity.

\$15B

AIRPORT INFRASTRUCTURE

For airport projects that increase safety and expand capacity.

\$5B

AIRPORT TERMINALS

To replace aging terminals and airport-owned towers, increase terminal energy efficiency and accessibility, and more.

BIPARTISAN
INFRASTRUCTURE
LAW

