

2021-03-10

CPWG 29

Nav Canada ANSP Update

Scott Williams
Manager, ACC Operations Edmonton



COVID STATUS

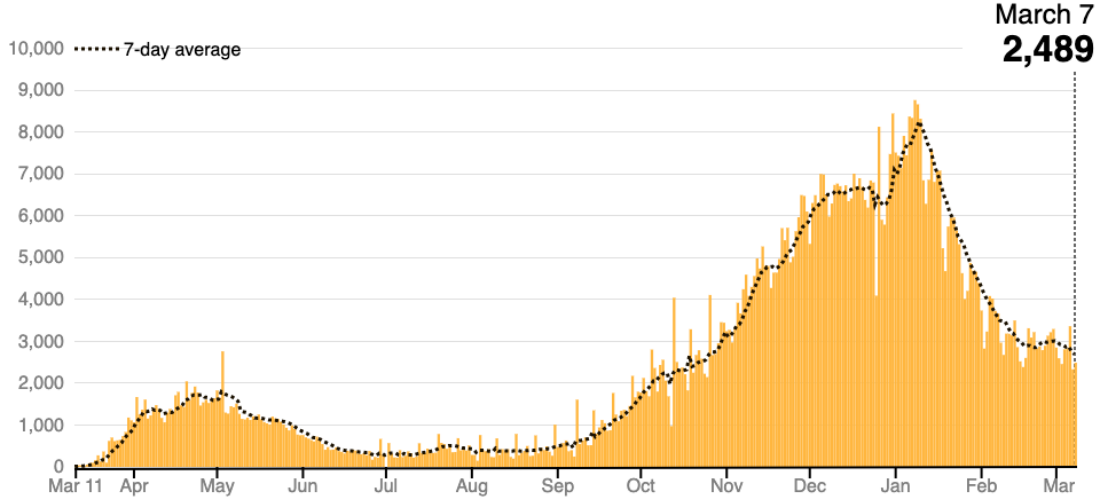
- › Numbers have fallen since 2nd wave
- › Biggest concern now the variants
- › Still exceeding numbers from the 1st wave
- › Keeping the workplace safe
 - Masks, hand sanitizer, reducing touchpoints, non-essential personnel working from home
 - Cleaning from outside companies and individuals
 - Cleaned and wrapped positions on standby
- › 14 day isolation entering Canada
 - Includes mandatory stay at approved hotel until negative test (your expense)
 - Still regional bubbles in Canada

- › Talks regarding industry support from government ongoing

COVID CASES IN CANADA

Daily new cases of COVID-19 in Canada

A look at the daily number of new confirmed and presumptive cases of COVID-19 in Canada since the cumulative total passed 100 cases on March 11, 2020



SOURCE: GOVERNMENT CASE REPORTS

THE CANADIAN PRESS

VACCINE IMPLEMENTATION

VACCINE ROLLOUT WATCH

*How nations rank by doses administered
per 100 people as of Feb. 3, 6:36 p.m. EST.
() indicate previous rank*

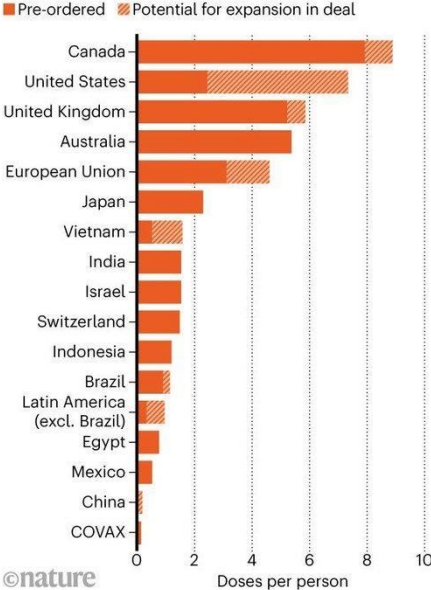
1. (1) Israel	57.02	14. (13) Slovenia	3.72
2. (2) Seychelles	37.80	15. (14) Switzerland	3.69
3. (3) U.A.E.	34.34	16. (16) Italy	3.59
4. (4) U.K.	15.75	17. (17) Lithuania	3.57
5. (5) Bahrain	11.73	18. (19) Poland	3.54
6. (6) U.S.	9.94	19. (18) Portugal	3.42
7. (7) Serbia	7.27	20. () Hungary	3.30
8. (8) Malta	6.12	21. (20) Germany	3.27
9. (9) Denmark	4.99	22. (21) Estonia	3.25
10. (10) Iceland	4.75	23. () Singapore	3.17
11. (11) Ireland	4.04	24. (24) Greece	3.15
12. (12) Romania	3.98	25. (22) Finland	3.14
13. (15) Spain	3.80	30. (29) CANADA	2.66

SOURCE: BLOOMBERG VACCINE TRACKER. RANKING BY NATIONAL POST
GIGI SUHANIC / NATIONAL POST

VACCINE ORDERS

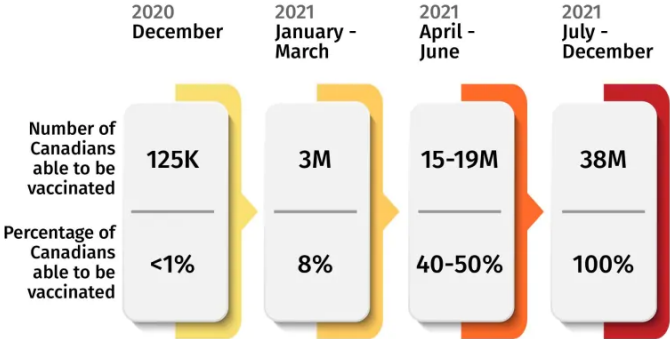
BEST AND WORST SUPPLIED

Canada has pre-ordered almost 9 doses of COVID-19 vaccines per person.



VACCINE TIMELINE

Canada's COVID-19 immunization timeline



Information is based on regulatory approval and anticipated delivery schedules of vaccine supply.

TRAFFIC

NAV CANADA PROPRIETARY

Traffic in September 2020 decreased by an average of 62.6 per cent compared to the same month in 2019.

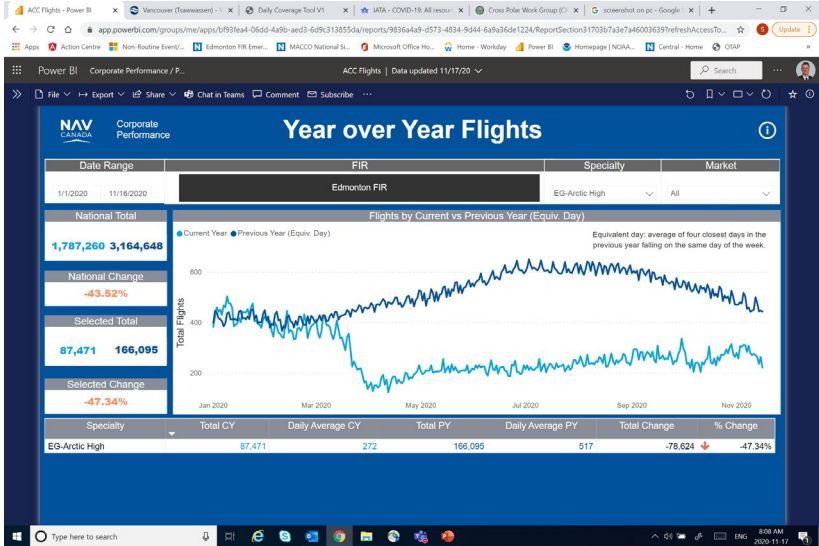
Traffic in January 2021 decreased by an average of 56.8 percent compared to the same month in 2020.

Not proportional – flight schools, traffic to smaller, rural communities has not been affected the same way as Polar or trans-Atlantic flights

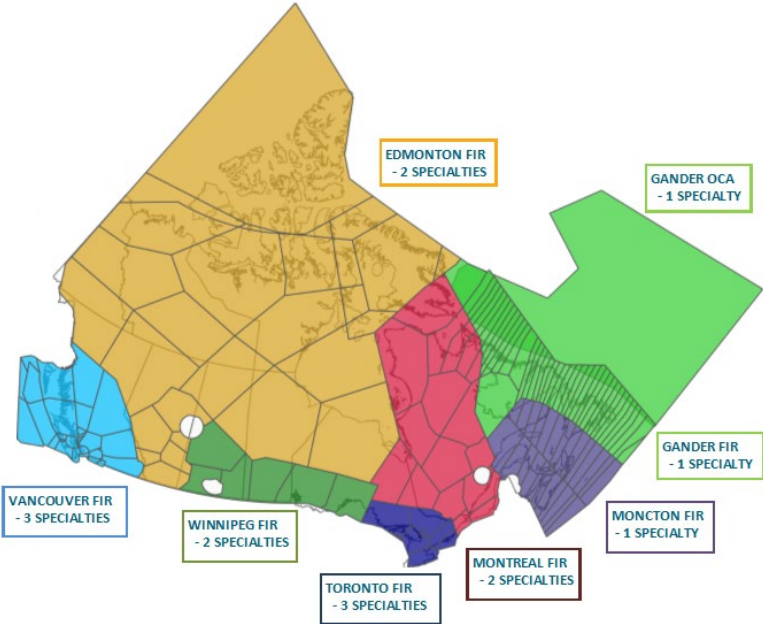
Trying to predict the return of traffic – moving target

ARCTIC HIGH TRAFFIC 2021

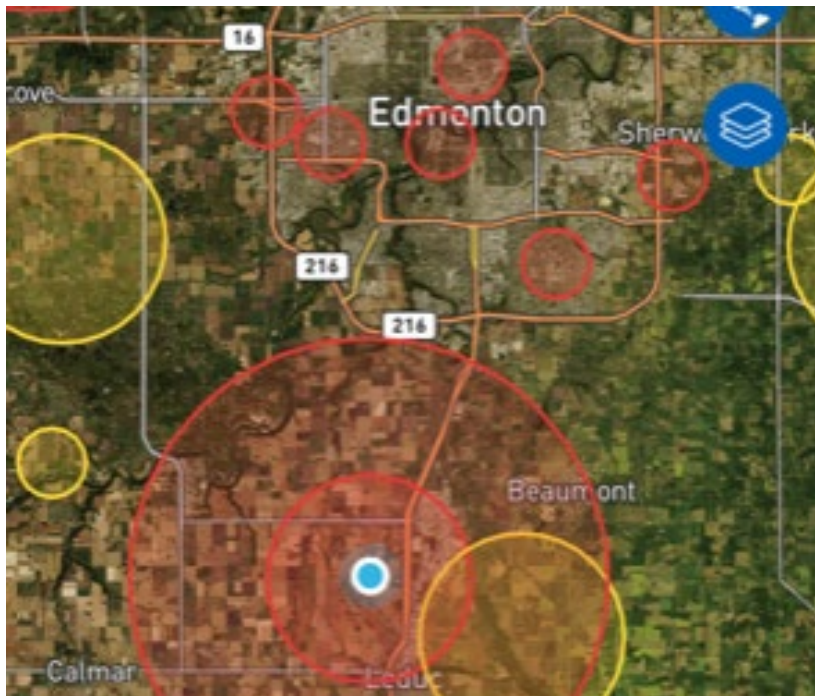
- › Watching traffic in this specialty – not dependent on Canadian domestic traffic
- › Increases here based on the international community/United States
- › Hoping to see some recovery reflected in summer traffic levels



HIGH LEVEL AIRSPACE BY ACC



RPAS PLAN



- › Online App
- › Majority of requests automatically approved/denied
- › Other requests go to trained personnel for that airspace (Tower controller, etc)
- › Requests to be processed within 72 hours
- › Currently beta testing in Eastern Canada
- › Further rollout/training expected this spring

THANK YOU

Scott Williams
Manager, ACC Operations Edmonton



Serving a world in motion
navcanada.ca

