

03-09-2021

CPWG 30

Nav Canada ANSP Update

Scott Williams
Manager, ACC Operations Edmonton



COVID STATUS

- › Numbers in the 4th wave are below peaks of 2nd and 3rd waves
- › Biggest concern now the variants

- › Keeping the workplace safe
 - Masks, hand sanitizer, reducing touchpoints, non-essential personnel working from home
 - Cleaning from outside companies and individuals
 - Regular local and National meetings to discuss status

- › 14 day isolation entering Canada ending for vaccinated travellers (next slide)

STARTING SEPTEMBER 7 FULLY VACCINATED FOREIGN NATIONALS CAN COME TO CANADA, AS LONG AS THEY:

- ✓ ARE ASYMPTOMATIC
- ✓ HAVE PROOF OF A VALID PRE-ARRIVAL **COVID-19 MOLECULAR TEST RESULT** (ANTIGEN TESTS, OFTEN CALLED RAPID TESTS, ARE NOT ACCEPTED)
- ✓ HAVE SUBMITTED THEIR MANDATORY INFORMATION VIA ARRIVECAN, INCLUDING PROOF OF VACCINATION
- ✓ ARE ADMISSIBLE UNDER THE IMMIGRATION AND REFUGEE PROTECTION ACT.



THEY ALSO MAY BE REQUIRED TO TAKE A TEST ON ARRIVAL.

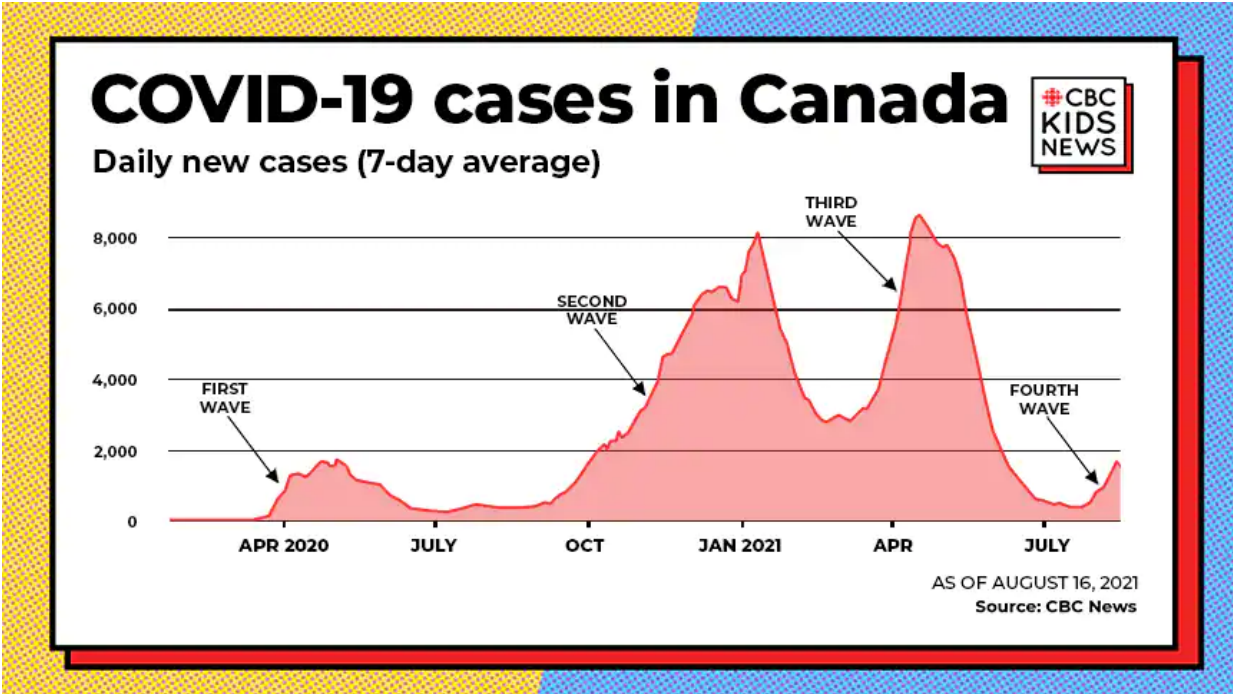


Canada Border
Services Agency

Agence des services
frontaliers du Canada

Canada

COVID CASES IN CANADA



VACCINE IMPLEMENTATION

Last Meeting

VACCINE ROLLOUT WATCH

*How nations rank by doses administered
per 100 people as of Feb. 3, 6:36 p.m. EST.
() indicate previous rank*

1. (1) Israel	57.02	14. (13) Slovenia	3.72
2. (2) Seychelles	37.80	15. (14) Switzerland	3.69
3. (3) U.A.E.	34.34	16. (16) Italy	3.59
4. (4) U.K.	15.75	17. (17) Lithuania	3.57
5. (5) Bahrain	11.73	18. (19) Poland	3.54
6. (6) U.S.	9.94	19. (18) Portugal	3.42
7. (7) Serbia	7.27	20. () Hungary	3.30
8. (8) Malta	6.12	21. (20) Germany	3.27
9. (9) Denmark	4.99	22. (21) Estonia	3.25
10. (10) Iceland	4.75	23. () Singapore	3.17
11. (11) Ireland	4.04	24. (24) Greece	3.15
12. (12) Romania	3.98	25. (22) Finland	3.14
13. (15) Spain	3.80	30. (29) CANADA	2.66

SOURCE: BLOOMBERG VACCINE TRACKER. RANKING BY NATIONAL POST

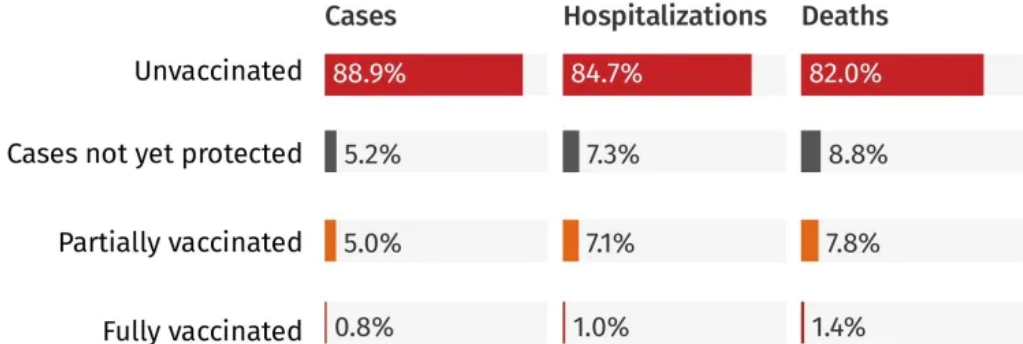
GIGI SUHANIC / NATIONAL POST

Current Situation

- › 83.42% of Canadians have at least one dose
- › 76.35% of Canadians are fully vaccinated
- › 1.5% growth over the last week

The vast majority of Canadian COVID-19 cases, hospitalizations and deaths have been among the unvaccinated

As of August 07, 2021



TRAFFIC

NAV CANADA PROPRIETARY

Charging units in July 2021 decreased by 50.6% per cent compared to the same month in 2019.

Charging units in July 2021 increased by 52.3% over July 2020.

Not proportional – flight schools, traffic to smaller, rural communities has not been affected the same way as Polar or trans-Atlantic flights

As traffic increases, we are seeing the return of spikes that are close to 2019 levels for brief periods.

PASSENGER SCREENING NUMBERS AUGUST 2021

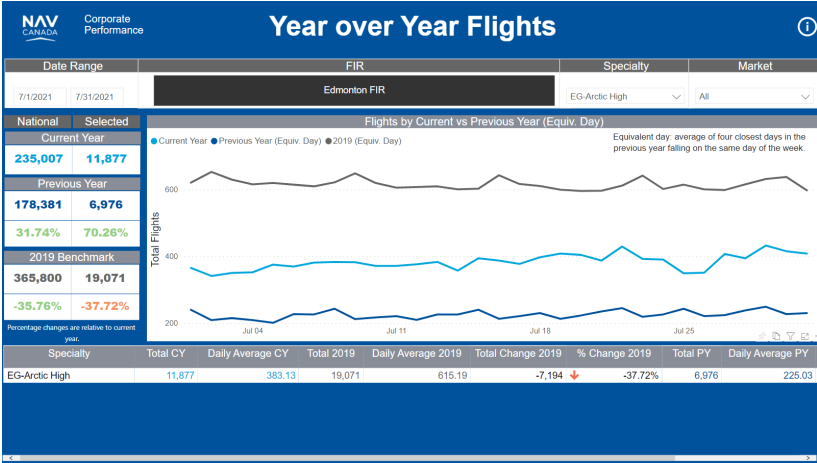
-Data provided by CATSA, based from Canada's 8 busiest airports for the last week of August

	2019	2020	2021
2021-08-25	169,620	23,095	73,693
2021-08-26	176,460	24,718	77,848
2021-08-27	181,532	29,133	83,399
2021-08-28	162,872	21,261	74,682
2021-08-29	157,536	30,502	82,268
2021-08-30	172,064	27,158	78,092
2021-08-31	158,157	21,955	66,521

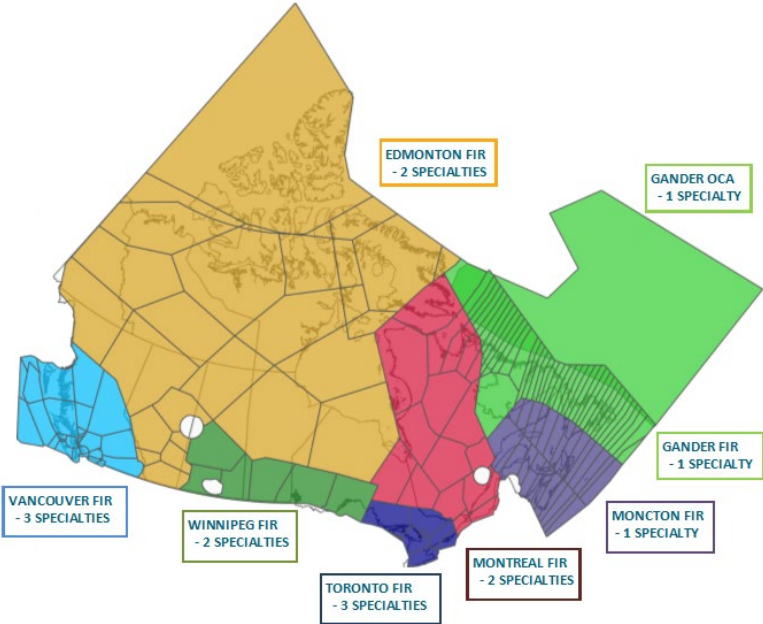
ARCTIC HIGH TRAFFIC 2021

NAV CANADA PROPRIETARY

- › Watching traffic in this specialty – not dependent on Canadian domestic traffic
- › Increases here based on the international community
- › Saw recovery over the previous year, shows how far traffic actually fell



HIGH LEVEL AIRSPACE BY ACC



THANK YOU

Scott Williams
Manager, ACC Operations Edmonton



Serving a world in motion
navcanada.ca

